



SUGGESTED USER PRICES

POWERED HOISTS, TROLLEYS & CRANE KITS



Electric Chain Hoists

Air Chain Hoists

Trolleys

Crane Kits

Phone: 800.888.0985
716.689.5400
Fax: 800.210.9480
716.689.5644

columbusmckinnon.com

Schedule # PHPL-0924
Prices effective September 5, 2024.
Prices subject to change without notice.
All prices are F.O.B. origin.

TABLE OF CONTENTS

| | | | |
|---|-----------|---|------------|
| BATTERY/ELECTRIC HOIST COMPARISON CHARTS | 3 | BULK CHAIN & LATCH KITS | 69 |
| AIR HOIST COMPARISON CHARTS | 5 | AIR CHAIN HOISTS | 73 |
| ORDERING INFORMATION | 6 | Shopair Hoists..... | 74 |
| BATTERY POWERED CHAIN HOISTS | 7 | Air Wire Rope Manipulator | 74 |
| BatteryStar Electric Chain Hoist..... | 8 | 2200 Series Air Hoist..... | 77 |
| ELECTRIC CHAIN HOISTS | 9 | Airstar Air Hoists | 78 |
| Shopstar Electric Chain Hoist | 10 | Series 6000 Air Hoist..... | 81 |
| CM Valustar Electric Chain Hoists with Rigid Hook Suspension | 12 | CM Airstar 6..... | 82 |
| JLC Models | 14 | AIR Motor-Driven Trolleys*..... | 83 |
| JLC-V Models – Variable Speed | 14 | Lodestar Air XL Hoist | 89 |
| MT Models – Motorized Trolley | 16 | CRANE KITS & COMPONENTS | 90 |
| Canadian Customers – Special Information | 18 | Underhung & Geared Bridge Crane Kits | 92 |
| EC Models | 19 | NEMA 4/12 Control Panels | 99 |
| EC-V Electric Chain Hoists..... | 21 | MANUALS & DIAGRAMS | 100 |
| MT Models – Motorized Trolleys | 23 | Clearance Diagrams | 100 |
| EC-V Models – Variable Speed | 24 | Instruction and Parts Manuals..... | 100 |
| Extended DUTy Models (Duty Cycle H4)..... | 25 | Maintenance Manuals | 101 |
| EC Turnover Models | 25 | Diagrams | 101 |
| Lodestar Electric Chain Hoist..... | 30 | LITERATURE, DRAWINGS & MANUALS | 102 |
| Lodestar Electric Chain Hoist With 635 Lowheadroom Push Trolley – Easy Order Kits..... | 35 | TERMS & CONDITIONS | 106 |
| Lodestar Electric Chain Hoist With 635 Motor Driven Trolley – Easy Order Kits | 36 | | |
| RailStar Motor Driven Trolley..... | 46 | | |
| Man Guard Motor Driven Trolleys | 48 | | |
| Lodestar XL Electric Chain Hoist..... | 52 | | |
| Powerstar Electric Chain Hoist (Series 670) | 56 | | |
| TROLLEYS | 59 | | |
| Universal Trolleys..... | 60 | | |
| Heavy Duty Rigid Mount Trolleys | 63 | | |
| CTP Trolley..... | 64 | | |
| *LT Plain Models | 65 | | |
| *LT Geared Models | 65 | | |
| *CT-A Plain Models | 66 | | |
| *CT-A Geared Models | 66 | | |
| Trolley Accessories..... | 66 | | |
| HTP & HTG Trolley – Standard Models..... | 66 | | |
| HTP & HTG Trolley – Spark-Resistant Models | 67 | | |
| Beam Clamps..... | 67 | | |
| Standard Beam Sizes..... | 68 | | |

BATTERY/ELECTRIC HOIST COMPARISON CHARTS



CM
BATTERYSTAR



CM
SHOPSTAR



CM
VALUSTAR



COFFING
HOISTS
JLC



COFFING
HOISTS
EC

| Capacity (Tons) | Speed (FPM) | Reeving | Speed (FPM) | Reeving | Speed (FPM) | Reeving | Speed (FPM) | Reeving | Speed (FPM) | Reeving |
|-----------------|-------------|---------|-------------------|---------|-------------|---------|-------------|---------|----------------------|---------|
| 250 lbs. | | | 16, 24, 40 | 1 | | | | | | |
| 300 lbs. | | | 16, 24, 40 | 1 | | | | | | |
| 500 lbs. | | | 8, 12, 16, 20, 24 | 1 & 2 | | | | | | |
| 3/8 Tons | | | | | | | | | | |
| 600 lbs. | | | 8, 12, 20 | 2 | | | | | | |
| 3/4 Tons | | | | | | | | | | |
| 1000 lbs. | | | 6, 8, 12 | 2 | | | | | | |
| 1/8 Tons | | | | | | | 32 | 1 | | |
| 1/4 Tons | | | | | 16 | 1 | 16, 32 | 1 | 16, 32, 64 | 1 |
| 1/2 Tons | | | | | 16 | 1 | 16, 32 | 1 | 9, 16, 32 | 1 |
| 1 Tons | 8 | 1 | | | 8, 16 | 1 & 2 | 16 | 1 | 4, 8, 12, 16, 32, 48 | 1 & 2 |
| 2 Tons | | | | | 8 | 2 | 8 | 2 | 6, 8, 16, 24 | 1 & 2 |
| 3 Tons | | | | | | | | | 5, 10, 16 | 2 & 3 |
| 4 Tons | | | | | | | | | 8, 12 | 2 |
| 5 Tons | | | | | | | | | 5, 8 | 3 |
| 6 Tons | | | | | | | | | | |
| 7 1/2 Tons | | | | | | | | | | |
| 9 Tons | | | | | | | | | | |
| 10 Tons | | | | | | | | | | |
| 12 Tons | | | | | | | | | | |
| 15 Tons | | | | | | | | | | |

Standard Features

| | | | | | |
|-----------------------------------|--|------------------|------------------|---------------------------------------|---------------------------------------|
| Total Enclosed Nonvented Motor | Standard | Standard | Standard | Standard | Standard |
| Total Enclosed Fan-Cooled Motor | N/A | N/A | N/A | N/A | ED Model Only |
| Adjustable Up/Down Limits | N/A | N/A | N/A | Standard | Standard |
| Paddle Limits | N/A | N/A | N/A | N/A | N/A |
| Weather Proofing | N/A | N/A | N/A | Weather Resistant Cover | Weather Resistant Cover |
| Load Chain | Plated | Unplated | Unplated | Standard Unplated/ Optional Plated | Standard Unplated/ Optional Plated |
| Chain Container | Standard for all lifts | Optional | Optional | Standard Up To 20' Single Chain | Optional |
| Powder Coat Paint | N/A | Standard | Standard | N/A | N/A |
| Variable Frequency Drive Versions | Variable Speed through Brushless DC Motor | N/A | N/A | Standard Offering | Standard Offering |
| Two-Speed Version | N/A | N/A | N/A | Standard Offering | Standard Offering |
| Certification | 3rd party certified to UL & CSA | N/A | N/A | CSA | CSA |
| Motor Brake | N/A | AC Caliper Style | AC Caliper Style | AC Friction Disc | AC Friction Disc |
| Mechanical Load Brake | Standard | N/A | N/A | N/A | Standard |
| Spark Resistant Features | N/A | N/A | N/A | N/A | N/A |
| Upper Suspension | Included | Included | Included | Included | Included |
| Overload Clutch | Standard | Standard | Standard | Standard | Standard |
| Metric Rated | Standard | Standard | Standard | Optional | Optional |
| Suspension Option | Hook | Hook And Lug | Hook And Lug | Hook And Lug | Hook And Lug |

BATTERY/ELECTRIC HOIST COMPARISON CHARTS




CM
LODESTAR



CM
CLASSIC LODESTAR



CM
LODESTAR XL




CM
POWERSTAR

| Capacity (Tons) | Speed (FPM) | Reeving | Speed (FPM) | Reeving | Speed (FPM) | Reeving | Speed (FPM) | Reeving |
|-----------------------------------|----------------------------|---------|-----------------------|---------|--------------------------|---------|--------------------------|---------|
| 250 lbs. | | | | | | | | |
| 300 lbs. | | | | | | | | |
| 500 lbs. | | | | | | | | |
| 3/8 Tons | | | | | | | | |
| 600 lbs. | | | | | | | | |
| 3/4 Tons | | | | | | | | |
| 1000 lbs. | | | | | | | | |
| 1/8 Tons | 32, 60 | 1 | 32, 60 | 1 | | | | |
| 1/4 Tons | 16, 32 | 1 | 16, 32 | 1 | | | | |
| 1/2 Tons | 8, 16, 32, 64 | 1 & 2 | 8, 16, 32, 64 | 1 & 2 | | | | |
| 1 Tons | 8, 16, 32 | 1 & 2 | 8, 16, 32 | 1 & 2 | | | | |
| 2 Tons | 8, 16 | 1 & 2 | 8, 16 | 2 | 18, 24, 430 | 1 | 20, 24, 32, 40, 48 | 1 |
| 3 Tons | 5.5, 11 | 3 | 5.5, 11 | 3 | 9, 12, 15 | 2 | 20, 24, 32, 40 | 2 |
| 4 Tons | | | | | 9, 12, 15 | 2 | 10, 12, 16, 20, 24 | 2 |
| 5 Tons | | | | | 6, 8, 9, 12, 15 | 2 & 3 | 10, 12, 16, 20, 24 | 2 |
| 6 Tons | | | | | 6, 8, 10 | 3 | 10, 12, 16, 20 | 2 |
| 7 1/2 Tons | | | | | 6 & 10 | 3 | 7, 8, 11, 14, 16 | 3 |
| 9 Tons | | | | | | | 7, 8, 11, 13 | 3 |
| 10 Tons | | | | | | | 7, 8, 11, 13 | 3 |
| 12 Tons | | | | | | | | |
| 15 Tons | | | | | | | 4, 5, 6, 8 | 5 |
| Standard Features | | | | | | | | |
| Total enclosed nonvented motor | Standard | | Standard | | Standard | | Standard | |
| Total enclosed fan cooled motor | N/A | | N/A | | N/A | | N/A | |
| Vane Motor | N/A | | N/A | | N/A | | N/A | |
| Adjustable up/down limits | Standard | | Standard | | Standard | | Standard | |
| Paddle limits | N/A | | N/A | | N/A | | N/A | |
| Weather proofing | Standard | | Standard | | Weather-Resistant Cover | | Weather-Resistant Cover | |
| Load chain | Standard Zinc Plated | | Standard Zinc Plated | | Unplated/Optional Plated | | Unplated/Optional Plated | |
| Chain container | Standard Fabric Bag | | Optional | | Optional | | Optional | |
| Powder coat paint | Standard | | Standard | | Standard | | Standard | |
| Variable Frequency Drive versions | Standard Offering | | Standard Offering | | N/A | | N/A | |
| Two-speed version | Standard Offering | | Standard Offering | | Optional | | Optional | |
| Certification | CSA/US, TUV, CE, RoHS | | CSA, TUV, CE | | N/A | | N/A | |
| Motor Brake | DC Electric, Double Option | | AC Friction Disc | | AC Friction Disc | | AC Friction Disc | |
| Mechanical load brake | N/A | | N/A | | N/A | | N/A | |
| Spark Resistant features | N/A | | N/A | | N/A | | N/A | |
| Upper Suspension | Rigid Hook Standard | | Ordered Separately | | Included | | Included | |
| Overload clutch | Standard Out Of Load Path | | Standard In Gear Case | | Standard | | Standard | |
| Metric Rated | Standard | | Standard | | Standard | | Most Models | |
| Suspension option | Hook And Lug | | Hook And Lug | | Hook And Lug | | Lug | |

AIR HOIST COMPARISON CHARTS



CM



**BUDGIT[®]
Hoists**



**BUDGIT[®]
Hoists**



CM

| Capacity (Tons) | Speed (FPM) | Reeving | Speed (FPM) | Reeving | Speed (FPM) | Reeving | Speed (FPM) | Reeving |
|-----------------------------------|--------------------------|---------|--------------------------|---------|--------------------------|---------|--------------------------|---------|
| 250 lbs. | 31 | 1 | | | | | | |
| 300 lbs. | 31 | 1 | | | | | | |
| 500 lbs. | 21 | 1 | 65 | 1 | | | | |
| 3/8 Tons | | | 60 | 1 | | | | |
| 600 lbs. | 16 | 2 | | | | | | |
| 3/4 Tons | | | 29 | 2 | | | | |
| 1000 lbs. | 11 | 2 | 45 | 1 | 16 | 1 | | |
| 1/8 Tons | | | | | | | | |
| 1/4 Tons | | | | | | | | |
| 1/2 Tons | | | | | | | | |
| 1 Tons | | | 23 | 2 | 8, 13, 30 | 1 | | |
| 2 Tons | | | | | 5, 6, 15 | 2 | 31 | 1 |
| 3 Tons | | | | | 4, 10 | 3 | 21 | 2 |
| 4 Tons | | | | | | | | |
| 5 Tons | | | | | | | 13 | 2 |
| 6 Tons | | | | | | | 10 | 3 |
| 7 1/2 Tons | | | | | | | 9 | 3 |
| 9 Tons | | | | | | | | |
| 10 Tons | | | | | | | | |
| 12 Tons | | | | | | | | |
| 15 Tons | | | | | | | | |
| Standard Features | | | | | | | | |
| Total Enclosed Nonvented Motor | N/A | | N/A | | N/A | | N/A | |
| Total Enclosed Fan Cooled Motor | N/A | | N/A | | N/A | | N/A | |
| Vane Motor | Standard | | Standard | | Standard | | Standard | |
| Adjustable Up/Down Limits | N/A | | N/A | | N/A | | N/A | |
| Paddle Limits | N/A | | Standard | | N/A | | N/A | |
| Weather Proofing | Standard | | Standard | | Standard | | Standard | |
| Load Chain | Unplated/Optional Plated | | Unplated/Optional Plated | | Unplated/Optional Plated | | Unplated/Optional Plated | |
| Chain Container | Optional | | Optional | | Optional | | Optional | |
| Powder Coat Paint | Standard | | Standard | | Standard | | Standard | |
| Variable Frequency Drive Versions | N/A | | N/A | | N/A | | N/A | |
| Two-Speed Version | N/A | | N/A | | N/A | | N/A | |
| Certification | N/A | | N/A | | N/A | | N/A | |
| Motor Brake | Disc | | Drum | | Mechanical Load Brake | | Disc | |
| Mechanical Load Brake | N/A | | N/A | | Standard | | Standard | |
| Spark Resistant Features | N/A | | Optional | | Optional | | N/A | |
| Upper Suspension | Included | | Included | | Included | | Included | |
| Overload Clutch | Standard | | N/A | | Standard | | Standard | |
| Metric Rated | Standard | | Standard | | Standard | | Standard | |
| Suspension Option | Lug And Hook | | Lug And Hook | | Lug And Hook | | Lug And Hook | |

ORDERING INFORMATION

To make your order placement fast, accurate and easy, please have all of the specification information in the chart below.

TROLLEYS

Capacity: _____ Ton(s)

Beam Type: Standard S Beam Wide Flange Beam

Beam Type: Standard H Beam Patented Track

Beam Size: S _____ X _____ lbs. X _____ in. Flange

W _____ X _____ lbs. X _____ in. Flange

WF _____ X _____ lbs. X _____ in. Flange

Trolley Guards:

Check all items listed above. Plus:

Plain Geared Hand Chain Drop (8' standard) capacities 1 to 6 Tons, (9' standard) capacities 8 & 10 Tons.

ELECTRIC CHAIN HOISTS

Capacity: _____ Ton(s) Lift: _____ ' Push-Button Drop: _____ (Standard Drop is 4' less than Lift.)

Current: _____ Volts Phase: _____ Hz **Note:** All Single-Speed Hoists are factory wired for 380 – 460 volts unless otherwise specified.

Lift Speed: _____ FPM Single-Speed Two-Speed

Suspension: Lug Rigid Hook Plain Trolley Motor Driven Trolley _____ 30 FPM _____ 75 FPM _____ Other

Chain Container Power Cord: _____ ' (15' standard)

Weatherproofing Required

Latchlok Hook Upper Lower

AIR CHAIN HOISTS

Capacity: _____ Ton(s) Lift: _____ ' Push-Button Drop: _____ (Standard Drop is 4' less than Lift.)

Lift Speed: _____ FPM

Suspension: Lug Rigid Hook Plain Trolley Motor Driven Trolley _____ 30 FPM _____ 75 FPM _____ Other

Chain Container Filter Regulator

Spark Resistant Lubricator

Latchlok Hook Upper Lower

BATTERY POWERED CHAIN HOISTS

SECTION CONTENTS:

CM BATTERYSTAR

CM
BATTERYSTAR

ELECTRIC CHAIN HOISTS

CM BATTERYSTAR CHAIN HOIST

ORDER NOW! AVAILABLE FOR SHIPMENT IN FALL 2024

| Capacity (tonnes) | Product Code | Std. Lift (ft.) | Lifting Speed (fpm) | Battery & Charger included | Headroom (inches) | Weight (lbs.) | Suspension | User Price (US) |
|-------------------|---------------|-----------------|---------------------|----------------------------|-------------------|---------------|-------------|-----------------|
| 1 | BCC1008R201US | 20 | 8 | Yes | 14.6 | 47 | Rigid Hook | \$3,650.00 |
| 1 | BCC1008R202US | 20 | 8 | No | 14.6 | 44 | Rigid Hook | \$3,351.00 |
| 1 | BCC1008S201US | 20 | 8 | Yes | 15.8 | 47 | Swivel Hook | \$3,720.00 |
| 1 | BCC1008S202US | 20 | 8 | No | 15.8 | 44 | Swivel Hook | \$3,421.00 |

Extra chain Per Foot of lift: **\$18.21** list up to a maximum of 60 ft. in 5 ft. lift increments.
NOTE: Chain Container included up to 60 ft. lift for no additional charge.

Upper Swivel Hook installed – **\$70.00** list

Less Chain Deduct - **\$364.20** list

NOTE: Less Chain Units ordered using configured part# BCC1008

Battery/Charger Deduct – **\$299.00** list

REPLACEMENT LOAD CHAIN

| Diameter (in.) | Per Foot | | Per Pail | | | | Per Drum | | | |
|----------------|-----------------------------|--------------------------------|-----------------------|--------------------|-------------------|----------------------|-----------------------|--------------------|-------------------|----------------------|
| | Chain Per Foot Product Code | Chain per Foot User Price (US) | Length per Pail (ft.) | Pail Weight (lbs.) | Pail Product Code | Pail User Price (US) | Length per Drum (ft.) | Drum Weight (lbs.) | Drum Product Code | Drum User Price (US) |
| .250 | 636224 | \$18.21 | 150 | 88 | 636224P150 | \$2,731.50 | 500 | 292 | 636224D500 | \$9,105.00 |

ELECTRIC CHAIN HOISTS

SECTION CONTENTS:

CM SHOPSTAR

CM
SHOPSTAR

ELECTRIC CHAIN HOISTS

NOTE: Chain Containers now included as standard with all Shopstar Hoists up to 20' Lift.

CM SHOPSTAR ELECTRIC CHAIN HOIST
(SINGLE PHASE / CONTACTOR IN PENDANT)



| Product Code | Rated Capacity (Pounds) | Number of Chains | Standard Lift (Ft.) | Lifting Speed (FPM) | Weight (Pounds) | User Price | | |
|--------------|-------------------------|------------------|---------------------|---------------------|-----------------|------------------------------|--------------------------|---------------------------|
| | | | | | | Rigid Hook or Lug Suspension | Universal Plain Trolley† | Universal Geared Trolley† |
| 2070 | 250 | 1 | 10 | 16 | 26 | \$2,321.00 | \$2,623.00 | \$2,891.00 |
| 2000 | 300 | 1 | 10 | 16 | 26 | \$2,321.00 | \$2,623.00 | \$2,891.00 |
| 2095 | 500 | 2 | 10 | 8 | 32 | \$2,715.00 | \$3,017.00 | \$3,285.00 |
| 2090 | 500 | 1 | 10 | 12 | 26 | \$2,820.00 | \$3,122.00 | \$3,390.00 |
| 2001 | 600 | 2 | 10 | 8 | 32 | \$3,045.00 | \$3,347.00 | \$3,615.00 |
| 2110 | 1000 | 2 | 10 | 6 | 32 | \$3,222.00 | \$3,524.00 | \$3,792.00 |

CM SHOPSTAR ELECTRIC CHAIN HOIST
(SINGLE PHASE / CONTACTOR IN HOIST)



| Product Code | Rated Capacity (Pounds) | Number of Chains | Standard Lift (Ft.) | Lifting Speed (FPM) | Weight (Pounds) | User Price | | |
|--------------|-------------------------|------------------|---------------------|---------------------|-----------------|------------------------------|--------------------------|---------------------------|
| | | | | | | Rigid Hook or Lug Suspension | Universal Plain Trolley† | Universal Geared Trolley† |
| 2069 | 250 | 1 | 10 | 16 | 26 | \$2,586.00 | \$2,888.00 | \$3,156.00 |
| 2047 | 300 | 1 | 10 | 16 | 26 | \$2,586.00 | \$2,888.00 | \$3,156.00 |
| 2094 | 500 | 2 | 10 | 8 | 32 | \$2,978.00 | \$3,280.00 | \$3,548.00 |
| 2089 | 500 | 1 | 10 | 12 | 26 | \$3,091.00 | \$3,393.00 | \$3,661.00 |
| 2048 | 600 | 2 | 10 | 8 | 32 | \$2,978.00 | \$3,280.00 | \$3,548.00 |
| 2109 | 1000 | 2 | 10 | 6 | 32 | \$3,365.00 | \$3,667.00 | \$3,935.00 |

CM SHOPSTAR ELECTRIC CHAIN HOIST
(3 PHASE)



| Product Code | | Rated Capacity (Pounds) | Number of Chains | Standard Lift (Ft.) | Lifting Speed (FPM) | Weight (Pounds) | User Price | | | |
|--------------|----------|-------------------------|------------------|---------------------|---------------------|-----------------|------------------------------|--------------------------|---------------------------|------------------------------|
| 230-3-60 | 460-3-60 | | | | | | Rigid Hook or Lug Suspension | Universal Plain Trolley† | Universal Geared Trolley† | Universal Motorized Trolley† |
| 2071 | 2072 | 250 | 1 | 10 | 16 | 28 | \$2,845.00 | \$3,147.00 | \$3,415.00 | \$7,591.00 |
| 2076 | 2077 | 250 | 1 | 10 | 24 | 28 | \$2,909.00 | \$3,211.00 | \$3,479.00 | \$7,655.00 |
| 2081 | 2082 | 250 | 1 | 10 | 40 | 28 | \$2,975.00 | \$3,277.00 | \$3,545.00 | \$7,721.00 |
| 2026 | 2029 | 300 | 1 | 10 | 16 | 28 | \$2,845.00 | \$3,147.00 | \$3,415.00 | \$7,591.00 |
| 2086 | 2087 | 300 | 1 | 10 | 24 | 28 | \$2,909.00 | \$3,211.00 | \$3,479.00 | \$7,655.00 |
| 2074 | 2075 | 300 | 1 | 10 | 40 | 28 | \$2,975.00 | \$3,277.00 | \$3,545.00 | \$8,147.00 |
| 2096 | 2097 | 500 | 2 | 10 | 8 | 34 | \$3,275.00 | \$3,577.00 | \$3,845.00 | \$8,021.00 |
| 2091 | 2092 | 500 | 1 | 10 | 12 | 28 | \$3,400.00 | \$3,702.00 | \$3,970.00 | \$8,146.00 |
| 2080 | 2084 | 500 | 1 | 10 | 16 | 28 | \$3,463.00 | \$3,765.00 | \$4,033.00 | \$8,209.00 |
| 2101 | 2102 | 500 | 2 | 10 | 20 | 34 | \$3,401.00 | \$3,703.00 | \$3,971.00 | \$8,147.00 |
| 2099 | 2100 | 500 | 1 | 10 | 24 | 28 | \$3,531.00 | \$3,833.00 | \$4,101.00 | \$8,277.00 |
| 2035 | 2038 | 600 | 2 | 10 | 8 | 34 | \$3,275.00 | \$3,577.00 | \$3,845.00 | \$8,021.00 |
| 2106 | 2107 | 600 | 2 | 10 | 12 | 34 | \$3,339.00 | \$3,641.00 | \$3,909.00 | \$8,085.00 |
| 2105 | 2114 | 600 | 2 | 10 | 20 | 34 | \$3,401.00 | \$3,703.00 | \$3,971.00 | \$8,147.00 |
| 2111 | 2112 | 1000 | 2 | 10 | 6 | 34 | \$3,702.00 | \$4,004.00 | \$4,272.00 | \$8,448.00 |
| 2116 | 2117 | 1000 | 2 | 10 | 8 | 32 | \$3,723.00 | \$4,025.00 | \$4,293.00 | \$8,469.00 |
| 2119 | 2121 | 1000 | 2 | 10 | 12 | 32 | \$3,762.00 | \$4,064.00 | \$4,332.00 | \$8,508.00 |

*NOTE: Universal Motorized Trolleys currently available @ 230/460V-3PH-60HZ power or 208V-3PH-60HZ power only.

For lifts other than standard, begin with 10' lift and add extra charges.
 Extra PB cord (standard drop 4' shorter than lift) **\$10.30/foot**.
 Extra power cord (standard length 6') **\$10.30/foot**.
 Up to 10' power cord supplied on Universal Motorized Trolley for no additional charge.
 For additional length beyond 10' please apply **\$10.30** list Per Foot.
 Extra chain Per Foot of lift: **\$19.05** single chain units, **\$38.10** double chain units.
 Contactor in PB station.
 These models do not contain CUL Approval.
 Lower Latchlok Hook installed – **\$258.00**.

SWIVEL HOOK SUSPENSIONS

| Product Code | Description | Field Kit List Price | Factory Install List Price |
|--------------|------------------------|----------------------|----------------------------|
| 10001130K | Latch-Type Swivel Hook | \$101.00 | \$53.00 |
| 10001297K | Latchlok Swivel Hook | \$337.00 | \$204.00 |

CM SHOPSTAR VINYL CHAIN CONTAINER

| Product Code | Maximum Length of Lift (Ft.) | | Weight (Pounds) | User Price |
|--------------|------------------------------|---------------|-----------------|------------|
| | Single Reeved | Double Reeved | | |
| 2063 | 10 | 5 | 1 | \$95.00 |
| 2064 | 20 | 10 | 1.4 | \$106.00 |
| 2065 | 40 | 20 | 1.4 | \$127.00 |
| 2066 | 60 | 30 | 1.4 | \$136.00 |
| 2058 | 80 | 40 | 2.2 | \$160.00 |
| 2067 | 120 | 60 | 2.2 | \$233.00 |

NOTE: Chain Containers now included as standard with all Shopstar Hoists up to 20' lift.

CM SHOPSTAR LOAD CHAIN (STARGRADE)

| Description | Diameter (Inches) | Chain Per Foot Product Code | User Price Per Foot | Chain Drum Product Code | Length Per Drum (Ft.) | Weight (Pounds) | User Price Per Drum |
|-------------|-------------------|-----------------------------|---------------------|-------------------------|-----------------------|-----------------|---------------------|
| Load Chain | 0.157 | 85988 | \$19.05 | - | - | - | - |
| Load Chain | 0.157 | 85988 | \$19.05 | 85018 | 250 | 66 | \$4,762.50 |
| Load Chain | 0.157 | 85988 | \$19.05 | 85019 | 500 | 126 | \$9,525.00 |
| Load Chain | 0.157 | 85988 | \$19.05 | 85020 | 1000 | 244 | \$19,050.00 |
| Load Chain | .157 Z/P | 85989 | \$20.55 | - | - | - | - |

ELECTRIC CHAIN HOISTS

SECTION CONTENTS:

CM VALUSTAR

CM
VALUSTAR

ELECTRIC CHAIN HOISTS

CM VALUSTAR ELECTRIC CHAIN HOISTS WITH RIGID HOOK SUSPENSION

| | Capacity (Tons) | Product Code | | *Product Code with Chain Container | | Model | Hoist Lifting Speed (FPM) | Motor HP | Reeving | Weight (Pounds) | | User Price | *User Price with Chain Container |
|-----------------------|-----------------|--------------|--------------|------------------------------------|--------------|-------|---------------------------|----------|---------|-----------------|--------------|------------|----------------------------------|
| | | 115-1-60 | 230/460 3-60 | 115-1-60 | 230/460 3-60 | | | | | 115-1-60 | 230/460 3-60 | | |
| Single-Speed 10' Lift | 1/4 | 2401 | 2402 | 2401/92 | 2402/92 | WB | 16 | 1/2 | 1 | 54 | 58 | \$3,351.00 | \$3,460.00 |
| | 1/2 | 2403 | 2404 | 2403/92 | 2404/92 | WF | 16 | 1/2 | 1 | 60 | 58 | \$3,998.00 | \$4,107.00 |
| | 1 | 2405 | 2406 | 2405/92 | 2406/92 | WH | 8 | 1/2 | 2 | 70 | 68 | \$4,347.00 | \$4,456.00 |
| | 1 | 2407 | 2408 | 2407/92 | 2408/92 | WL | 16 | 1 | 1 | 105 | 106 | \$4,595.00 | \$4,704.00 |
| | 2 | 2409 | 2410 | 2409/93 | 2410/93 | WR | 8 | 1 | 2 | 130 | 122 | \$5,598.00 | \$5,748.00 |
| Single-Speed 15' Lift | 1/4 | 2401B | 2402B | 2401B/92 | 2402B/92 | WB | 16 | 1/2 | 1 | 64 | 62 | \$3,520.00 | \$3,629.00 |
| | 1/2 | 2403B | 2404B | 2403B/92 | 2404B/92 | WF | 16 | 1/2 | 1 | 64 | 62 | \$4,167.00 | \$4,276.00 |
| | 1 | 2405B | 2406B | 2405B/92 | 2406B/92 | WH | 8 | 1/2 | 2 | 77 | 75 | \$4,633.50 | \$4,742.50 |
| | 1 | 2407B | 2408B | 2407B/92 | 2408B/92 | WL | 16 | 1 | 1 | 111 | 112 | \$4,800.00 | \$4,909.00 |
| | 2 | 2409B | 2410B | 2409B/93 | 2410B/93 | WR | 8 | 1 | 2 | 136 | 128 | \$5,956.50 | \$6,106.50 |
| Single-Speed 20' Lift | 1/4 | 2401C | 2402C | 2401C/92 | 2402C/92 | WB | 16 | 1/2 | 1 | 68 | 66 | \$3,689.00 | \$3,798.00 |
| | 1/2 | 2403C | 2404C | 2403C/92 | 2404C/92 | WF | 16 | 1/2 | 1 | 68 | 66 | \$4,336.00 | \$4,445.00 |
| | 1 | 2405C | 2406C | 2405C/93 | 2406C/93 | WH | 8 | 1/2 | 2 | 84 | 82 | \$4,920.00 | \$5,070.00 |
| | 1 | 2407C | 2408C | 2407C/93 | 2408C/93 | WL | 16 | 1 | 1 | 116 | 117 | \$5,005.00 | \$5,155.00 |
| | 2 | 2409C | 2410C | 2409C/94 | 2410C/94 | WR | 8 | 1 | 2 | 150 | 142 | \$6,315.00 | \$6,596.00 |

NOT CSA APPROVED

For lifts other than standard.
Begin with 10' lift and add extra charges per below.

CHARGES FOR EXTRA LIFT

| Voltage | Apply If Lift Exceeds (Ft.) | Models | Extra Chain Per Foot of Lift | Extra Control Cord Per Foot | Extra Power Cord Per Foot |
|--------------------------|-----------------------------|--------|------------------------------|-----------------------------|---------------------------|
| 115-1-60 or 230/460-3-60 | 120 | WB, WF | \$23.50 | \$10.30 | \$10.30 |
| | 60 | WH | \$47.00 | | |
| | 120 | WL | \$30.70 | | |
| | 60 | WR | \$61.40 | | |

Standard lifts are 10, 15 and 20 feet.
Extra lift can be added.
5' power cord standard.
Push-button drop 4' shorter than Lift.

VALUSTAR METAL CHAIN CONTAINERS COMPLETE

| Product Code | † Bucket Length (Inches) | Maximum Length of Lift (Ft.) | | | | Weight (Pounds) | User Price |
|--------------|--------------------------|------------------------------|----------|----------|----------|-----------------|------------|
| | | Models WB, WF | Model WH | Model WL | Model WR | | |
| 2450 | 8 | 10 | — | — | — | 4 | \$136.00 |
| 2451 | 11 | 20 | 10 | 10 | — | 5 | \$138.00 |
| 2452 | 14 | 30 | 15 | 15 | — | 5 | \$150.00 |
| 2453 | 17 | 40 | 20 | 20 | 10 | 6 | \$162.00 |
| 2454 | 20 | 50 | 25 | 25 | — | 7 | \$171.00 |
| 2455 | 23 | 60 | 30 | 30 | 15 | 7 | \$191.00 |
| 2456 | 31 | 90 | 45 | 40 | 20 | 9 | \$224.00 |
| 2457 | 36 | 100 | 50 | 60 | 30 | 10 | \$275.00 |
| 2458 | 48 | 140 | *70 | 90 | 45 | 13 | \$578.00 |

† Advise if bucket length causes headroom problems as larger diameter shorter length buckets are available.

* Model H maximum is 60'

When ordering, specify code number(s), model, capacity, beam size, power supply, suspension, lift, extra control cord or power cord (if required) and type of electrification (if required).

***CM VALUSTAR FABRIC CHAIN BAGS**

| Product Code | Bucket Length (Inches) | Maximum Length of Lift (Ft.) | | | | Weight (Pounds) | User Price |
|--------------|------------------------|------------------------------|----------|----------|----------|-----------------|------------|
| | | Models WB & WF | Model WH | Model WL | Model WR | | |
| 3810PNH | 14 | 30 | 15 | 15 | — | 5 | \$109.00 |
| 3811PNH | 23 | — | 30 | 30 | 15 | 7 | \$150.00 |
| 3812PNH | 36 | — | — | — | 30 | 10 | \$281.00 |

* NOTE: Included in product codes with Chain Container.

CM VALUSTAR HEAVY DUTY FABRIC CHAIN BAGS

| Product Code | Bucket Length (Inches) | Maximum Length of Lift (Ft.) | | | | Weight (Pounds) | User Price |
|--------------|------------------------|------------------------------|----------|----------|----------|-----------------|------------|
| | | Models WB & WF | Model WH | Model WL | Model WR | | |
| 3810PNH | 14 | 30 | 15 | 15 | — | 5 | \$109.00 |
| 3811PNH | 23 | — | 30 | 30 | 15 | 7 | \$150.00 |
| 3812PNH | 36 | — | — | — | 30 | 10 | \$281.00 |

* Bag size for all models is 7-1/2" x 7-1/2".

| Product Code | Maximum Length of Lift (Ft.) | | * Bag Length (Inches) | Weight (Pounds) | User Price |
|--------------|------------------------------|----------|-----------------------|-----------------|------------|
| | Models WL | Model WR | | | |
| 2476 | 10 | — | 7 | 3 | \$273.00 |
| 2477 | 20 | 10 | 10 | 3 | \$294.00 |
| 2478 | 30 | 15 | 13 | 3 | \$315.00 |
| 2479 | 45 | 20 | 16 | 4 | \$373.00 |
| 2480 | 60 | 30 | 18 | 4 | \$489.00 |
| 2481 | 90 | 45 | 20 | 4 | \$537.00 |

ELECTRIC CHAIN HOISTS

SECTION CONTENTS:

COFFING JLC

ELECTRIC CHAIN HOISTS



JLC MODELS

NOTE: CHAIN CONTAINERS INCLUDED AS STANDARD WITH SINGLE REEVED JLC HOISTS UP TO 20' OF LIFT, AND DOUBLE REEVED MODELS UP TO 10' OF LIFT.



| Capacity (Tons) | Model Number [†] | Number of Chains | Standard Lift (Ft.) | Lift Speed (FPM) | Motor HP | | Lug Suspension | | Universal Plain Trolley [†] | Universal Geared Trolley [†] | Universal Motorized Trolley [†] |
|-----------------|---------------------------|------------------|---------------------|------------------|----------|---------|-----------------|------------|--------------------------------------|---------------------------------------|--|
| | | | | | 1 Phase | 3 Phase | Weight (Pounds) | User Price | JLCUTP | JLCUTG | JLCUTM |
| | | | | | | | | | User Price | User Price | User Price |
| 1/8 | JLC0232-10 | 1 | 10 | 32 | 1/2 | 1/4 | 65 | \$3,589.00 | \$3,980.00 | \$4,238.00 | \$8,428.00 |
| | JLC0232-15 | 1 | 15 | 32 | 1/2 | 1/4 | 69 | \$3,794.25 | \$4,185.25 | \$4,443.25 | \$8,633.25 |
| | JLC0232-20 | 1 | 20 | 32 | 1/2 | 1/4 | 73 | \$3,999.50 | \$4,390.50 | \$4,648.50 | \$8,838.50 |
| 1/4 | JLC0516-10 | 1 | 10 | 16 | 1/2 | 1/4 | 65 | \$3,784.00 | \$4,175.00 | \$4,433.00 | \$8,623.00 |
| | JLC0532-10 | 1 | 10 | 32 | 1/2 | 1/2 | 79 | \$4,013.00 | \$4,404.00 | \$4,662.00 | \$8,852.00 |
| | JLC0516-15 | 1 | 15 | 16 | 1/2 | 1/4 | 69 | \$3,989.25 | \$4,380.25 | \$4,638.25 | \$8,828.25 |
| | JLC0532-15 | 1 | 15 | 32 | 1/2 | 1/2 | 83 | \$4,218.25 | \$4,609.25 | \$4,867.25 | \$9,057.25 |
| | JLC0516-20 | 1 | 20 | 16 | 1/2 | 1/4 | 73 | \$4,194.50 | \$4,585.50 | \$4,843.50 | \$9,033.50 |
| | JLC0532-20 | 1 | 20 | 32 | 1/2 | 1/2 | 87 | \$4,423.50 | \$4,814.50 | \$5,072.50 | \$9,262.50 |
| 1/2 | JLC1016-10 | 1 | 10 | 16 | 1/2 | 1/2 | 79 | \$4,013.00 | \$4,404.00 | \$4,662.00 | \$8,852.00 |
| | JLC1032-10 | 1 | 10 | 32 | 1 | 1 | 92 | \$4,313.00 | \$4,704.00 | \$4,962.00 | \$9,152.00 |
| | JLC1016-15 | 1 | 15 | 16 | 1/2 | 1/2 | 83 | \$4,218.25 | \$4,609.25 | \$4,867.25 | \$9,057.25 |
| | JLC1032-15 | 1 | 15 | 32 | 1 | 1 | 96 | \$4,518.25 | \$4,909.25 | \$5,167.25 | \$9,357.25 |
| | JLC1016-20 | 1 | 20 | 16 | 1/2 | 1/2 | 87 | \$4,423.50 | \$4,814.50 | \$5,072.50 | \$9,262.50 |
| 1 | JLC2016-10 | 1 | 10 | 16 | 1 | 1 | 100 | \$4,723.50 | \$5,114.50 | \$5,372.50 | \$9,562.50 |
| | JLC2016-15 | 1 | 15 | 16 | 1 | 1 | 94 | \$4,476.00 | \$4,867.00 | \$5,125.00 | \$9,315.00 |
| | JLC2016-20 | 1 | 20 | 16 | 1 | 1 | 102 | \$4,886.50 | \$5,277.50 | \$5,535.50 | \$9,725.50 |
| 2 | JLC4008-10 | 2 | 10 | 8 | 1 | 1 | 104 | \$5,311.00 | \$5,702.00 | \$5,960.00 | \$10,150.00 |
| | JLC4008-15 | 2 | 15 | 8 | 1 | 1 | 112 | \$5,670.00 | \$6,061.00 | \$6,319.00 | \$10,509.00 |
| | JLC4008-20 | 2 | 20 | 8 | 1 | 1 | 120 | \$6,029.00 | \$6,420.00 | \$6,678.00 | \$10,868.00 |

NOTE: Push-button drop is 4' less than Lift. For special lifts, see page 16.
Hoist equipped with 15' power cord except JLCUTM models – power cord not included (optional, specify if needed).

** Request CSA-compliant Hoist at the time of order, see page 16.



JLC-V MODELS – VARIABLE SPEED (12 TO 1 RATIO) WITH UNIVERSAL TROLLEY



| Capacity (Tons) | Model Number [†] | Number of Chains | Standard Lift (Ft.) | Lifting Speed (FPM) | Motor HP (3 Phase) | Lug Suspension | | Universal Plain Trolley [†] | Universal Geared Trolley [†] | Universal Motorized Trolley [†] |
|-----------------|---------------------------|------------------|---------------------|---------------------|--------------------|-----------------|------------|--------------------------------------|---------------------------------------|--|
| | | | | | | Weight (Pounds) | User Price | JLCVUTP | JLCVUTG | JLCVUTM |
| | | | | | | | | User Price | User Price | User Price |
| 1/8 | JLCV0232-10 | 1 | 10 | 32 | 1/4 | 68 | \$5,106.00 | \$5,497.00 | \$5,755.00 | \$9,945.00 |
| 1/4 | JLCV0516-10 | 1 | 10 | 16 | 1/4 | 68 | \$5,301.00 | \$5,692.00 | \$5,950.00 | \$10,140.00 |
| | JLCV0532-10 | 1 | 10 | 32 | 1/2 | 81 | \$5,530.00 | \$5,921.00 | \$6,179.00 | \$10,369.00 |
| 1/2 | JLCV1016-10 | 1 | 10 | 16 | 1/2 | 81 | \$5,530.00 | \$5,921.00 | \$6,179.00 | \$10,369.00 |
| | JLCV1032-10 | 1 | 10 | 32 | 1 | 95 | \$5,830.00 | \$6,221.00 | \$6,479.00 | \$10,669.00 |
| 1 | JLCV2016-10 | 1 | 10 | 16 | 1 | 97 | \$5,993.00 | \$6,384.00 | \$6,642.00 | \$10,832.00 |
| 2 | JLCV4008-10 | 2 | 10 | 8 | 1 | 107 | \$6,828.00 | \$7,219.00 | \$7,477.00 | \$11,667.00 |

NOTE: Push-button stations are 2-step standard, 3-step station optional++
Hoists are factory set for 2-step infinitely variable operation. If other setting are required please note at the time of order.
VFD units are PE manufactured (Standard 24VAC ONLY).
Add \$283.00 for 3-Step Hoist Buttons.
Push-button drop is 4' less than Lift. For special lifts, see page 16.
Hoist equipped with 15' power cord.
JLCVUTM models – power cord not included (optional – specify if needed).

** Price shown is for 2-step Hoist VFD and 1 speed Trolley.

NOTE: Universal Motorized Trolleys currently available @ 230/460V-3PH-60HZ power or 208V-3PH-60HZ power only.

[†] For more information, Trolley adders/accessories, or to order CM Universal Trolleys separately, see page 60.

ELECTRIC CHAIN HOISTS



JLC MODELS

NOTE: CHAIN CONTAINERS INCLUDED AS STANDARD WITH SINGLE REEVED JLC HOISTS UP TO 20' OF LIFT, AND DOUBLE REEVED MODELS UP TO 10' OF LIFT.

| Capacity (Tons) | Model Number [†] | Hoist with Rigid Top Hook Product Code | | Number of Chains | Standard Lift (Ft.) | Lift Speed (FPM) | Motor HP | | Hoist with Rigid Top Hook Only | | | Hoist with Plain Trolley | | | Hoist with Motorized Trolley** | | |
|-----------------|---------------------------|--|---------|------------------|---------------------|------------------|----------|---------|--------------------------------|-----------------|------------|--------------------------|-----------------|------------|--------------------------------|-----------------|-------------|
| | | 1 Phase | 3 Phase | | | | 1 Phase | 3 Phase | JLC* | | | JLCCT | | | JLCMT** | | |
| | | | | | | | | | Headroom (Inches) | Weight (Pounds) | User Price | Headroom (Inches) | Weight (Pounds) | User Price | Headroom (Inches) | Weight (Pounds) | User Price |
| 1/8 | JLC0232-10 | 08201W | 08203W | 1 | 10 | 32 | 1/2 | 1/4 | 18-1/8 | 65 | \$3,589.00 | 17-5/16 | 89 | \$4,336.00 | 17-5/16 | 175 | \$9,006.00 |
| | JLC0232-15 | 08260W | 08262W | 1 | 15 | 32 | 1/2 | 1/4 | 18-1/8 | 69 | \$3,794.25 | 17-5/16 | 93 | \$4,541.25 | 17-5/16 | 179 | \$9,211.25 |
| | JLC0232-20 | 08261W | 08263W | 1 | 20 | 32 | 1/2 | 1/4 | 18-1/8 | 73 | \$3,999.50 | 17-5/16 | 97 | \$4,746.50 | 17-5/16 | 183 | \$9,416.50 |
| 1/4 | JLC0516-10 | 08210W | 08206W | 1 | 10 | 16 | 1/2 | 1/4 | 18-1/8 | 65 | \$3,784.00 | 17-5/16 | 89 | \$4,531.00 | 17-5/16 | 175 | \$9,201.00 |
| | JLC0532-10 | 08213W | 08217W | 1 | 10 | 32 | 1/2 | 1/2 | 18-1/8 | 79 | \$4,013.00 | 17-5/16 | 103 | \$4,760.00 | 17-5/16 | 189 | \$9,430.00 |
| | JLC0516-15 | 08211W | 08207W | 1 | 15 | 16 | 1/2 | 1/4 | 18-1/8 | 69 | \$3,989.25 | 17-5/16 | 93 | \$4,736.25 | 17-5/16 | 179 | \$9,406.25 |
| | JLC0532-15 | 08214W | 08218W | 1 | 15 | 32 | 1/2 | 1/2 | 18-1/8 | 83 | \$4,218.25 | 17-5/16 | 107 | \$4,965.25 | 17-5/16 | 193 | \$9,635.25 |
| | JLC0516-20 | 08212W | 08208W | 1 | 20 | 16 | 1/2 | 1/4 | 18-1/8 | 73 | \$4,194.50 | 17-5/16 | 97 | \$4,941.50 | 17-5/16 | 183 | \$9,611.50 |
| | JLC0532-20 | 08215W | 08219W | 1 | 20 | 32 | 1/2 | 1/2 | 18-1/8 | 87 | \$4,423.50 | 17-5/16 | 111 | \$5,170.50 | 17-5/16 | 197 | \$9,840.50 |
| 1/2 | JLC1016-10 | 08221W | 08225W | 1 | 10 | 16 | 1/2 | 1/2 | 18-1/8 | 79 | \$4,013.00 | 17-5/16 | 103 | \$4,760.00 | 17-5/16 | 189 | \$9,430.00 |
| | JLC1032-10 | 08230W | 08235W | 1 | 10 | 32 | 1 | 1 | 18-1/8 | 92 | \$4,313.00 | 17-5/16 | 116 | \$5,060.00 | 17-5/16 | 202 | \$9,730.00 |
| | JLC1016-15 | 08222W | 08227W | 1 | 15 | 16 | 1/2 | 1/2 | 18-1/8 | 83 | \$4,218.25 | 17-5/16 | 107 | \$4,965.25 | 17-5/16 | 193 | \$9,635.25 |
| | JLC1032-15 | 08231W | 08236W | 1 | 15 | 32 | 1 | 1 | 18-1/8 | 96 | \$4,518.25 | 17-5/16 | 120 | \$5,265.25 | 17-5/16 | 206 | \$9,935.25 |
| | JLC1016-20 | 08223W | 08228W | 1 | 20 | 16 | 1/2 | 1/2 | 18-1/8 | 87 | \$4,423.50 | 17-5/16 | 111 | \$5,170.50 | 17-5/16 | 197 | \$9,840.50 |
| 1 | JLC2016-10 | 08239W | 08243W | 1 | 10 | 16 | 1 | 1 | 18-1/8 | 94 | \$4,476.00 | 17-5/16 | 118 | \$5,223.00 | 17-5/16 | 204 | \$9,893.00 |
| | JLC2016-15 | 08240W | 08244W | 1 | 15 | 16 | 1 | 1 | 18-1/8 | 98 | \$4,681.25 | 17-5/16 | 122 | \$5,428.25 | 17-5/16 | 208 | \$10,098.25 |
| | JLC2016-20 | 08241W | 08245W | 1 | 20 | 16 | 1 | 1 | 18-1/8 | 102 | \$4,886.50 | 17-5/16 | 126 | \$5,633.50 | 17-5/16 | 212 | \$10,303.50 |
| 2 | JLC4008-10 | 08247W | 08251W | 2 | 10 | 8 | 1 | 1 | 20-13/16 | 104 | \$5,311.00 | 20-5/8 | 160 | \$6,376.00 | 20-5/8 | 214 | \$10,728.00 |
| | JLC4008-15 | 08248W | 08252W | 2 | 15 | 8 | 1 | 1 | 20-13/16 | 112 | \$5,670.00 | 20-5/8 | 168 | \$6,735.00 | 20-5/8 | 222 | \$11,087.00 |
| | JLC4008-20 | 08249W | 08253W | 2 | 20 | 8 | 1 | 1 | 20-13/16 | 120 | \$6,029.00 | 20-5/8 | 176 | \$7,094.00 | 20-5/8 | 230 | \$11,446.00 |

NOTE: Push-button drop is 4' less than Lift. For special lifts, see page 16.
 Hoist equipped with 15' power cord. JLCMT models – power cord not included (optional – specify if needed).
 For Patented Track applications for JLC Hoists with Plain Trolleys, use appropriate Patented Track adder.

* Rigid Top Hook Standard. Specify Rigid Lug – if desired. (Maximum flange width for JLCCT and JLCMT is 9").
 For JLC with Geared Trolley – consult factory.

** Standard Trolley speeds are 35 & 75 FPM. Optional speeds available, see page 28. Specify speed when ordering.
 Request CSA-compliant Hoist at the time of order, see page 18.
 JLCMT models require mainline contactor and 6-button Push-button stations – see page 27.

COFFING HOISTS JLC-V MODELS – VARIABLE SPEED (12 TO 1 RATIO)

| Capacity (Tons) | Model Number [†] | Number of Chains | Standard Lift (Ft.) | Lifting Speed (FPM) | Motor HP (3 Phase) | Hoist with Rigid Top Hook Only | | | Hoist with Plain Trolley | | | Hoist with Motorized Trolley** | | |
|-----------------|---------------------------|------------------|---------------------|---------------------|--------------------|--------------------------------|-----------------|------------|--------------------------|-----------------|------------|--------------------------------|-----------------|-------------|
| | | | | | | JLC* | | | JLCCT | | | JLCMT** | | |
| | | | | | | Headroom (Inches) | Weight (Pounds) | User Price | Headroom (Inches) | Weight (Pounds) | User Price | Headroom (Inches) | Weight (Pounds) | User Price |
| 1/8 | JLCV0232-10 | 1 | 10 | 32 | 1/4 | 18-1/8 | 68 | \$5,106.00 | 17-15/16 | 89 | \$5,853.00 | 17-15/16 | 175 | \$10,523.00 |
| 1/4 | JLCV0516-10 | 1 | 10 | 16 | 1/4 | 18-1/8 | 68 | \$5,301.00 | 17-15/16 | 89 | \$6,048.00 | 17-15/16 | 175 | \$10,718.00 |
| | JLCV0532-10 | 1 | 10 | 32 | 1/2 | 18-1/8 | 81 | \$5,530.00 | 17-15/16 | 103 | \$6,277.00 | 17-15/16 | 189 | \$10,947.00 |
| 1/2 | JLCV1016-10 | 1 | 10 | 16 | 1/2 | 18-1/8 | 81 | \$5,530.00 | 17-15/16 | 103 | \$6,277.00 | 17-15/16 | 189 | \$10,947.00 |
| | JLCV1032-10 | 1 | 10 | 32 | 1 | 18-1/8 | 95 | \$5,830.00 | 17-15/16 | 116 | \$6,577.00 | 17-15/16 | 202 | \$11,247.00 |
| 1 | JLCV2016-10 | 1 | 10 | 16 | 1 | 18-1/8 | 97 | \$5,993.00 | 17-15/16 | 118 | \$6,740.00 | 17-15/16 | 204 | \$11,410.00 |
| 2 | JLCV4008-10 | 2 | 10 | 8 | 1 | 20-13/16 | 107 | \$6,828.00 | 20-5/8 | 160 | \$7,842.00 | 20-5/8 | 214 | \$12,245.00 |

NOTE: Push-button stations are 2-step standard, 3-step station optional. Hoists are factory set for 2-step infinitely variable operation. If other setting are required please note at the time of order.
 VFD units are PE manufactured (Standard 24VAC ONLY).
 Add \$283.00 for 3-Step Hoist Buttons.
 Push-button drop is 4' less than Lift. For special lifts, see page 16.
 Hoist equipped with 15' power cord.
 JLCMT models – power cord not included (optional – specify if needed).

† Standard I-Beam wheels are 4' tread diameter.
 * Specify lug suspension if Rigid Top Hook not desired.
 Rigid Top Hook Standard. Specify Rigid Lug if desired.
 (Maximum flange width for JLCCT and JLCMT is 9").

NOTE: JLCCT units (I-beam or WF Beam) up to 9" Flange width or Pat Track (POA).

** Price shown is for 2-step Hoist VFD and 1 speed Trolley.
 Adder for 2-step Trolley VFD – \$1500.00.
 Add \$283.00 for 3-Step Trolley Buttons.



ELECTRIC CHAIN HOISTS

COFFING[®] HOISTS WEATHER-RESISTANT NYLON COVER FOR JLC HOISTS

| Capacity (Tons) | Product Code | Model Number | Used on Hoist Models | User Price |
|-----------------|--------------|--------------|----------------------|------------|
| 1/8 | 08790W | JLC760-1 | JLC0232 | \$346.00 |
| 1/4 | 08791W | JLC760-2 | JLC0516, JLC0532 | \$346.00 |
| 1/2 | 08792W | JLC760-3 | JLC1016, JLC1032 | \$346.00 |
| 1 | 08793W | JLC760-4 | JLC2016 | \$346.00 |
| 2 | 08794W | JLC760-5 | JLC4008 | \$346.00 |

COFFING[®] HOISTS JLC SPECIAL LIFTS, P.B. DROPS & POWER CORDS

| For additional lifts, add to 10' lift price. | | Maximum Lift (Ft.) | User Price |
|---|--------------------------|--------------------|------------|
| Extra foot of lift (1/8 – 1/2 Ton capacity) | | 143 | \$30.75 |
| Extra foot of lift (1 Ton capacity) | | 143 | \$30.75 |
| Extra foot of lift (2 Ton capacity) | | 71 | \$61.50 |
| Extra foot of Push-button Drop or Power Cord | | | \$10.30 |
| Long Lift Limit Switch – required for lifts over 50' on single chain & 25' on double chain models | Single chain 51' to 143' | | \$258.00 |
| | Double chain 26' to 71' | | \$258.00 |
| Two-Speed Hoist (3:1) 3 ph. only – add to Single-Speed Hoist price*** | | | \$1,502.00 |
| Two-Speed Trolley (3:1) 3 ph. only – add to Single-Speed Trolley price*** | | | \$1,502.00 |

COFFING[®] HOISTS CHAIN CONTAINERS FOR JLC MODELS
NOTE: CHAIN CONTAINERS INCLUDED AS STANDARD WITH SINGLE REEVED JLC HOISTS UP TO 20' OF LIFT. AND DOUBLE REEVED MODELS UP TO 10' OF LIFT..

| Model Number | Description | Weight (Pounds) | User Price |
|--------------|---|-----------------|------------|
| JLC927-1 | All models up to 20' single chain, up to 10' double chain – Plastic | 3 | \$100.00 |
| JLC927-2 | All models up to 35' single chain, up to 17' double chain – Plastic | 4 | \$122.00 |
| JLC927-3 | All models up to 50' single chain, up to 25' double chain – Plastic | 5 | \$284.00 |
| JLC927-4 | All models 50 ft. to 143 ft. single chain and 25 ft. to 71 ft. double chain – Metal | 25 | \$982.00 |
| JLC927-20F | All models up to 20' single chain, up to 10' double chain – Fabric | 3.5 | \$280.00 |
| JLC927-35F | All models up to 35' single chain, up to 17' double chain – Fabric | 3.5 | \$342.00 |
| JLC927-50F | All models up to 50' single chain, up to 25' double chain – Fabric | 4 | \$444.00 |
| JLC927-70F | All models up to 70' single chain, up to 35' double chain – Fabric | 4 | \$507.00 |

COFFING[®] HOISTS MT MODELS – MOTORIZED TROLLEY

| Fits Beam | Capacity (Ton) | User Price | |
|--|----------------|------------------------------|----------------------------|
| | | Single-Speed MT Less Brake † | Two-Speed* MT Less Brake † |
| 3.33" to 7.00" Flange Width | 1/4 to 2 | \$5,417.00 | \$6,990.00 |
| 3.33" to 7.00" Flange Width | 3 | \$6,842.00 | \$8,415.00 |
| 4.00" to 7.00" Flange Width (Straight Track) | 4 & 5 ‡ | \$7,988.00 | \$9,561.00 |

NOTE: Request CSA-compliant Trolleys at the time of order.

NOTE: Trolley equipped with 2-button station, 6' P.B. cable and clevis for hook mounting. Power cord not included (optional). Standard speeds are 35 & 75 FPM. Optional speeds available – see page 28. Dual tread wheels.

†If brake is required, add \$1080.00.

* Two-speed Trolley has 3:1 speed ratio (3-phase only).

‡ 4 & 5 Ton models on straight track only; articulating models – P.O.A.

ELECTRIC CHAIN HOISTS

SECTION CONTENTS:

COFFING EC

ELECTRIC CHAIN HOISTS

COFFING HOISTS CANADIAN CUSTOMERS – SPECIAL INFORMATION

Coffing Hoist Models EC, ECT, ECGT, JLC, JLCET, WR, WRT, and WRGT are built in-compliance with CSA. Please Request CSA Identification at the time of order.

Coffing Hoist Models ECMT, JLCMT, and WRMT require additional options to meet CSA. Options: Mainline contactor and 6-button Push-button stations.

CSA approval pending on all Universal Trolley models. CSA Adder of \$775.00 for Single-Speed Hoist, Single-Speed motorized Trolley, and mainline contactor. Please request CSA-compliant Hoist and motorized Trolley units at the time of order.

CSA Adder for Two-Speed options: consult factory.

HOW TO SPECIFY COFFING ELECTRIC CHAIN HOIST MODEL NUMBERS

COFFING[®] HOISTS EC – 05 16 – 1 – 10

| MODELS | CAPACITY (POUNDS) | LIFT SPEED | VOLTAGE | LIFT |
|---|-------------------|------------------|---------------------------------------|---------------|
| EC Electric Chain, Hook Mounted | 02 250 | 04 4 FPM | 1 115/230 V (Single-Speed) | 10 10' |
| JLC Electric Chain, Hook Mounted | 05 500 | 05 5 FPM | 2 230 V (Two-Speed) | 15 15' |
| ECT Electric Chain, w/Plain Trolley | 10 1000 | 06 6 FPM | 3 230/460 V (Single-Speed) | 20 20' |
| ECUTP Electric Chain, w/Universal Plain Trolley | 20 2000 | 08 8 FPM | 4 460 V (Two-Speed) | 25 25' |
| JLCUTP Electric Chain, w/Universal Plain Trolley | 40 4000 | 09 9 FPM | 5 575 V (Single-Speed) | 30 30' |
| JLCET Electric Chain, w/Plain Trolley | 60 6000 | 10 10 FPM | 6 575 V (Two-Speed) | 35 35' |
| ECGT Electric Chain, w/Geared Trolley | 80 8000 | 12 12 FPM | 7 208 V (Single-Speed) | 40 40' |
| ECUTG Electric Chain, w/Universal Geared Trolley | 100 10000 | 16 16 FPM | 8 208 V (Two-Speed) | 45 45' |
| JLCUTG Electric Chain, w/Universal Geared Trolley | | 24 24 FPM | Consult factory for special voltages. | |
| ECMT Electric Chain, w/Motorized Trolley | | 32 32 FPM | | Etc. |
| JLCMT Electric Chain, w/Motorized Trolley | | 64 64 FPM | | |
| ECUTM Electric Chain, w/Universal Motorized Trolley | | | | |
| JLCUTM Electric Chain, w/Universal Motorized Trolley | | | | |
| ED Extended Duty, Lug Mounted | | | | |
| EDT Extended Duty, w/Plain Trolley | | | | |
| EDGT Extended Duty w/Geared Trolley | | | | |
| EDMT Extended Duty w/Motorized Trolley | | | | |

ORDERING INFORMATION ELECTRIC CHAIN HOISTS

SPECIFY THE FOLLOWING:

- Base Model
- Single or Two-Speed
- Voltage
- Phase
- Lift
- P.B. Drop
- Power Cord
- Suspension
- Special Top or Bottom Hooks
- Beam Size
- Chain Container
- Accessories

VOLTAGE OPTIONS:

SINGLE-SPEED VOLTAGES

- 115/230 Volt – 1 Phase – 60 Hertz
- 208 Volt – 3 Phase – 60 Hertz
- 230/460 Volt – 3 Phase – 60 Hertz
- 575 Volt – 3 Phase – 60 Hertz

TWO-SPEED VOLTAGES

- 208 Volt – 3 Phase – 60 Hertz
- 230 Volt – 3 Phase – 60 Hertz
- 460 Volt – 3 Phase – 60 Hertz
- 575 Volt – 3 Phase – 60 Hertz

NOTE: Consult factory for voltages not listed, additional options, or other specialized applications.

ELECTRIC CHAIN HOISTS

COFFING[®] EC MODELS
HOISTS



| Capacity (Tons) | Model Number** | Number of Chains | Standard Lift (Ft.) | Lift Speed (FPM) | Motor HP | | Lug Suspension | | Hoist with Trolley† | | |
|-----------------|----------------|------------------|---------------------|------------------|----------|---------|-----------------|-------------|-------------------------|--------------------------|-----------------------------|
| | | | | | | | EC | | Universal Plain Trolley | Universal Geared Trolley | Universal Motorized Trolley |
| | | | | | 1 Phase | 3 Phase | Weight (Pounds) | User Price | ECUTP | ECUTG | ECUTM |
| | | | | | | | | | User Price | User Price | User Price |
| 1/4 | EC0516-10 | 1 | 10 | 16 | 1/4 | 1/4 | 106 | \$4,527.00 | \$4,918.00 | \$5,176.00 | \$9,366.00 |
| | EC0532-10 | 1 | 10 | 32 | 1/2 | 1/2 | 112 | \$4,566.00 | \$4,957.00 | \$5,215.00 | \$9,405.00 |
| | EC0564-10 | 1 | 10 | 64 | 1 | 1 | 115 | \$5,197.00 | \$5,588.00 | \$5,846.00 | \$10,036.00 |
| | EC0516-15 | 1 | 15 | 16 | 1/4 | 1/4 | 110 | \$4,703.50 | \$5,094.50 | \$5,352.50 | \$9,542.50 |
| | EC0532-15 | 1 | 15 | 32 | 1/2 | 1/2 | 114 | \$4,742.50 | \$5,133.50 | \$5,391.50 | \$9,581.50 |
| | EC0564-15 | 1 | 15 | 64 | 1 | 1 | 119 | \$5,373.50 | \$5,764.50 | \$6,022.50 | \$10,212.50 |
| | EC0516-20 | 1 | 20 | 16 | 1/4 | 1/4 | 114 | \$4,880.00 | \$5,271.00 | \$5,529.00 | \$9,719.00 |
| 1/2 | EC0532-20 | 1 | 20 | 32 | 1/2 | 1/2 | 118 | \$4,919.00 | \$5,310.00 | \$5,568.00 | \$9,758.00 |
| | EC0564-20 | 1 | 20 | 64 | 1 | 1 | 123 | \$5,550.00 | \$5,941.00 | \$6,199.00 | \$10,389.00 |
| | EC1009-10 | 1 | 10 | 9 | 1/4 | 1/4 | 110 | \$5,043.00 | \$5,434.00 | \$5,692.00 | \$9,882.00 |
| | EC1016-10 | 1 | 10 | 16 | 1/2 | 1/2 | 110 | \$5,213.00 | \$5,604.00 | \$5,862.00 | \$10,052.00 |
| | EC1032-10 | 1 | 10 | 32 | 1 | 1 | 117 | \$5,804.00 | \$6,195.00 | \$6,453.00 | \$10,643.00 |
| | EC1009-15 | 1 | 15 | 9 | 1/4 | 1/4 | 114 | \$5,219.50 | \$5,610.50 | \$5,868.50 | \$10,058.50 |
| | EC1016-15 | 1 | 15 | 16 | 1/2 | 1/2 | 114 | \$5,389.50 | \$5,780.50 | \$6,038.50 | \$10,228.50 |
| 1 | EC1032-15 | 1 | 15 | 32 | 1 | 1 | 121 | \$5,980.50 | \$6,371.50 | \$6,629.50 | \$10,819.50 |
| | EC1009-20 | 1 | 20 | 9 | 1/4 | 1/4 | 118 | \$5,396.00 | \$5,787.00 | \$6,045.00 | \$10,235.00 |
| | EC1016-20 | 1 | 20 | 16 | 1/2 | 1/2 | 118 | \$5,566.00 | \$5,957.00 | \$6,215.00 | \$10,405.00 |
| | EC1032-20 | 1 | 20 | 32 | 1 | 1 | 125 | \$6,157.00 | \$6,548.00 | \$6,806.00 | \$10,996.00 |
| | EC2004-10 | 2 | 10 | 4 | 1/4 | 1/4 | 114 | \$5,520.00 | \$5,911.00 | \$6,169.00 | \$10,359.00 |
| | EC2008-10 | 2 | 10 | 8 | 1/2 | 1/2 | 120 | \$5,520.00 | \$5,911.00 | \$6,169.00 | \$10,359.00 |
| | EC2012-10 | 1 | 10 | 12 | 1 | 1 | 118 | \$5,658.00 | \$6,049.00 | \$6,307.00 | \$10,497.00 |
| | EC2016-10 | 1 | 10 | 16 | 1 | 1 | 121 | \$5,804.00 | \$6,195.00 | \$6,453.00 | \$10,643.00 |
| | EC2032-10 | 1 | 10 | 32 | N/A | 2 | 310 | \$9,327.00 | \$10,112.00 | \$10,346.00 | \$14,649.00 |
| | EC2048-10 | 1 | 10 | 48 | N/A | 3 | 310 | \$11,368.00 | \$12,153.00 | \$12,387.00 | \$16,690.00 |
| | EC2004-15 | 2 | 15 | 4 | 1/4 | 1/4 | 123 | \$5,821.50 | \$6,212.50 | \$6,470.50 | \$10,660.50 |
| | EC2008-15 | 2 | 15 | 8 | 1/2 | 1/2 | 125 | \$5,821.50 | \$6,212.50 | \$6,470.50 | \$10,660.50 |
| | EC2012-15 | 1 | 15 | 12 | 1 | 1 | 123 | \$5,863.00 | \$6,254.00 | \$6,512.00 | \$10,702.00 |
| | EC2016-15 | 1 | 15 | 16 | 1 | 1 | 126 | \$6,009.00 | \$6,400.00 | \$6,658.00 | \$10,848.00 |
| | EC2032-15 | 1 | 15 | 32 | N/A | 2 | 319 | \$9,616.00 | \$10,401.00 | \$10,635.00 | \$14,938.00 |
| | 2 | EC2048-15 | 1 | 15 | 48 | N/A | 3 | 319 | \$11,657.00 | \$12,442.00 | \$12,676.00 |
| EC2004-20 | | 2 | 20 | 4 | 1/4 | 1/4 | 132 | \$6,123.00 | \$6,514.00 | \$6,772.00 | \$10,962.00 |
| EC2008-20 | | 2 | 20 | 8 | 1/2 | 1/2 | 130 | \$6,123.00 | \$6,514.00 | \$6,772.00 | \$10,962.00 |
| EC2012-20 | | 1 | 20 | 12 | 1 | 1 | 128 | \$6,068.00 | \$6,459.00 | \$6,717.00 | \$10,907.00 |
| EC2016-20 | | 1 | 20 | 16 | 1 | 1 | 131 | \$6,214.00 | \$6,605.00 | \$6,863.00 | \$11,053.00 |
| EC2032-20 | | 1 | 20 | 32 | N/A | 2 | 328 | \$9,905.00 | \$10,690.00 | \$10,924.00 | \$15,227.00 |
| EC2048-20 | | 1 | 20 | 48 | N/A | 3 | 328 | \$11,946.00 | \$12,731.00 | \$12,965.00 | \$17,268.00 |
| EC4006-10 | | 2 | 10 | 6 | 1 | 1 | 128 | \$6,454.00 | \$6,845.00 | \$7,103.00 | \$11,293.00 |
| EC4008-10 | | 2 | 10 | 8 | 1 | 1 | 132 | \$6,764.00 | \$7,155.00 | \$7,413.00 | \$11,603.00 |
| EC4016-10 | | 1 | 10 | 16 | NA | 2 | 310 | \$8,353.00 | \$9,138.00 | \$9,372.00 | \$13,675.00 |
| EC4024-10 | | 1 | 10 | 24 | N/A | 3 | 316 | \$9,297.00 | \$10,082.00 | \$10,316.00 | \$14,619.00 |
| EC4006-15 | | 2 | 15 | 6 | 1 | 1 | 137 | \$6,812.50 | \$7,203.50 | \$7,461.50 | \$11,651.50 |
| EC4008-15 | 2 | 15 | 8 | 1 | 1 | 141 | \$7,122.50 | \$7,513.50 | \$7,771.50 | \$11,961.50 | |
| EC4016-15 | 1 | 15 | 16 | N/A | 2 | 319 | \$8,642.00 | \$9,427.00 | \$9,661.00 | \$13,964.00 | |
| EC4024-15 | 1 | 15 | 24 | N/A | 3 | 325 | \$9,586.00 | \$10,371.00 | \$10,605.00 | \$14,908.00 | |
| EC4006-20 | 2 | 20 | 6 | 1 | 1 | 146 | \$7,171.00 | \$7,562.00 | \$7,820.00 | \$12,010.00 | |
| EC4008-20 | 2 | 20 | 8 | 1 | 1 | 150 | \$7,481.00 | \$7,872.00 | \$8,130.00 | \$12,320.00 | |
| EC4016-20 | 1 | 20 | 16 | N/A | 2 | 328 | \$8,931.00 | \$9,716.00 | \$9,950.00 | \$14,253.00 | |
| EC4024-20 | 1 | 20 | 24 | N/A | 3 | 334 | \$9,875.00 | \$10,660.00 | \$10,894.00 | \$15,197.00 | |

NOTE: Push-button drop is 4' less than Lift. For special lifts, see page 26.
Hoist equipped with 15' power cord except ECUTM models – power cord not included (optional – specify if needed).

* Specify Lug Suspension if Rigid Top Hook is not desired.

** Standard Trolley speeds are 15, 35 or 75 FPM (Single-Speed).
75 FPM Trolley is only available on 1 & 2 Ton EC3 models.

** Request CSA-compliant Hoist at the time of order, see page 18.

† For more information, Trolley adds/accessories, or to order CM Universal Trolleys separately, see page 60.

ELECTRIC CHAIN HOISTS

COFFING EC MODELS
HOISTS



| Capacity (Tons) | EC Model Number ^{††} | Number of Chains | Standard Lift (Ft.) | Lift Speed (FPM) | Motor HP | | Lug Suspension | | Hoist with Trolley [†] | | |
|-----------------|-------------------------------|------------------|---------------------|------------------|----------|---------|-----------------|-------------|--------------------------------------|---------------------------------------|--|
| | | | | | | | EC | | Universal Plain Trolley [†] | Universal Geared Trolley [†] | Universal Motorized Trolley [†] |
| | | | | | 1 Phase | 3 Phase | Weight (Pounds) | User Price | ECUTP | ECUTG | ECUTM |
| | | | | | | | | | User Price | User Price | User Price |
| 3 | EC6005-10 | 3 | 10 | 5 | 1 | 1 | 180 | \$8,771.00 | \$9,556.00 | \$9,790.00 | \$14,093.00 |
| | EC6010-10 | 2 | 10 | 10 | N/A | 2 | 345 | \$9,820.00 | \$10,605.00 | \$10,839.00 | \$15,142.00 |
| | EC6016-10 | 2 | 10 | 16 | N/A | 3 | 360 | \$10,738.00 | \$11,523.00 | \$11,757.00 | \$16,060.00 |
| | EC6005-15 | 3 | 15 | 5 | 1 | 1 | 189 | \$9,283.00 | \$10,068.00 | \$10,302.00 | \$14,605.00 |
| | EC6010-15 | 2 | 15 | 10 | N/A | 2 | 365 | \$10,346.50 | \$11,131.50 | \$11,365.50 | \$15,668.50 |
| | EC6016-15 | 2 | 15 | 16 | N/A | 3 | 380 | \$11,264.50 | \$12,049.50 | \$12,283.50 | \$16,586.50 |
| | EC6005-20+ | 3 | 20 | 5 | 1 | 1 | 198 | \$10,053.00 | \$10,838.00 | \$11,072.00 | \$15,375.00 |
| | EC6010-20 | 2 | 20 | 10 | N/A | 2 | 385 | \$10,873.00 | \$11,658.00 | \$11,892.00 | \$16,195.00 |
| | EC6016-20 | 2 | 20 | 16 | N/A | 3 | 400 | \$11,791.00 | \$12,576.00 | \$12,810.00 | \$17,113.00 |

NOTE: Push-button drop is 4' less than Lift. For special lifts, see page 26.

+ Standard Trolley speeds are 15, 35 or 75 FPM (Single-Speed).
75 FPM Trolley only available on 1 & 2 Ton.

Two-Speed Hoist (3:1) 3-phase only – add to Single-Speed Hoist price. Includes Nema 4X control station and additional push Buttons.
1/4 – 1 H.P. – **\$1517.00**
2 & 3 H.P. – **\$1705.00**

+ Price includes adder for long lift limit switch.

NOTE: Universal Motorized Trolleys currently available @ 230/460V-3PH-60HZ power or 208V-3PH-60HZ power only.

†† For more information, Trolley adders/accessories, or to order CM Universal Trolleys separately, see page 60.

ELECTRIC CHAIN HOISTS

COFFING **EC-V ELECTRIC CHAIN HOISTS**
HOISTS
WITH UNIVERSAL TROLLEY (UP TO 3-TON)



| Capacity (Tons) | Model Number | Number of Chains | Standard Lift (Ft.) | Maximum Lift Speed (FPM) | Motor HP 3 Phase | Lug Suspension | | Hoist with Trolley ¹ | | |
|-----------------|--------------|------------------|---------------------|--------------------------|------------------|-----------------|-------------|---------------------------------|--------------------------|-----------------------------|
| | | | | | | ECV | | Universal Plain Trolley | Universal Geared Trolley | Universal Motorized Trolley |
| | | | | | | | | ECVUTP | ECVUTG | ECVUTM |
| | | | | | | Weight (Pounds) | User Price | User Price | User Price | User Price |
| 1/4 | ECV0516-10 | 1 | 10 | 16 | 1/4 | 112 | \$6,044.00 | \$6,435.00 | \$6,693.00 | \$10,883.00 |
| | ECV0532-10 | 1 | 10 | 32 | 1/2 | 118 | \$6,083.00 | \$6,474.00 | \$6,732.00 | \$10,922.00 |
| 1/2 | ECV1009-10 | 1 | 10 | 9 | 1/4 | 116 | \$6,560.00 | \$6,951.00 | \$7,209.00 | \$11,399.00 |
| | ECV1016-10 | 1 | 10 | 16 | 1/2 | 116 | \$6,730.00 | \$7,121.00 | \$7,379.00 | \$11,569.00 |
| | ECV1032-10 | 1 | 10 | 32 | 1 | 123 | \$7,321.00 | \$7,712.00 | \$7,970.00 | \$12,160.00 |
| 1 | ECV2004-10 | 2 | 10 | 4 | 1/4 | 120 | \$7,037.00 | \$7,428.00 | \$7,686.00 | \$11,876.00 |
| | ECV2008-10 | 2 | 10 | 8 | 1/2 | 126 | \$7,037.00 | \$7,428.00 | \$7,686.00 | \$11,876.00 |
| | ECV2012-10 | 1 | 10 | 12 | 1 | 124 | \$7,175.00 | \$7,566.00 | \$7,824.00 | \$12,014.00 |
| | ECV2016-10 | 1 | 10 | 16 | 1 | 127 | \$7,321.00 | \$7,712.00 | \$7,970.00 | \$12,160.00 |
| | ECV2032-10 | 1 | 10 | 24 | 2 | 315 | \$11,032.00 | \$11,817.00 | \$12,051.00 | \$16,354.00 |
| | ECV2048-10 | 1 | 10 | 48 | 3 | 321 | \$13,073.00 | \$13,858.00 | \$14,092.00 | \$18,395.00 |
| 2 | ECV4006-10 | 2 | 10 | 6 | 1 | 134 | \$7,971.00 | \$8,362.00 | \$8,620.00 | \$12,810.00 |
| | ECV4008-10 | 2 | 10 | 8 | 1 | 138 | \$8,281.00 | \$8,672.00 | \$8,930.00 | \$13,120.00 |
| | ECV4016-10 | 1 | 10 | 16 | 2 | 315 | \$10,058.00 | \$10,843.00 | \$11,077.00 | \$15,380.00 |
| | ECV4024-10 | 1 | 10 | 24 | 3 | 321 | \$11,002.00 | \$11,787.00 | \$12,021.00 | \$16,324.00 |
| 3 | ECV6005-10 | 3 | 10 | 5 | 1 | 185 | \$10,288.00 | \$11,073.00 | \$11,307.00 | \$15,610.00 |
| | ECV6010-10 | 2 | 10 | 10 | 2 | 350 | \$11,525.00 | \$12,310.00 | \$12,544.00 | \$16,847.00 |
| | ECV6016-10 | 2 | 10 | 16 | 3 | 365 | \$12,443.00 | \$13,228.00 | \$13,462.00 | \$17,765.00 |

NOTE: Push-button stations are 2-step standard, 3-step station optional.
 Hoists are factory set for 2-step infinitely variable operation. If other setting are required please note at the time of order.
 VFD units are PE manufactured (Standard 24VAC). Contact factory for 115VAC (POA).
 Push-button drop is 4' less than Lift. For special lifts, see page 28.
 Hoist are equipped with 15' power cords. ECVUTM models – power cord not included (optional – specify if needed).
 Add \$283.00 for 3 – Step Hoist Buttons.

NOTE: Universal Motorized Trolleys currently available @ 230/460V-3PH-60HZ power or 208V-3PH-60HZ power only.

¹ For more information, Trolley adds/accessories, or to order CM Universal Trolleys separately, see page 60.

HOW TO SPECIFY ELECTRIC CHAIN MODEL NUMBERS – SEE PAGE 18.

ORDERING INFORMATION ELECTRIC CHAIN HOISTS – SEE PAGE 18.

ELECTRIC CHAIN HOISTS

COFFING EC MODELS
HOISTS

| Capacity (Tons) | Model Number ^{††} | 1 Phase Part Number | 3 Phase Part Number | Number of Chains | Standard Lift (Ft.) | Lift Speed (FPM) | Motor HP | | Hoist with Top Hook Only | | | Hoist with Trolley [*] | | | | | | |
|-----------------|----------------------------|---------------------|---------------------|------------------|---------------------|------------------|----------|-----|--------------------------|---------|-------------------|---------------------------------|-----------------|-------------|-----------------|-------------|---------------------------------|-------------|
| | | | | | | | | | EC* | | | Headroom (Inches) | Plain Trolley | | Geared Trolley | | Motorized Trolley ^{**} | |
| | | | | | | | | | 1 Phase | 3 Phase | Headroom (Inches) | | ECT | | ECGT | | ECMT ^{**} | |
| | | | | | | | | | | | | | Weight (Pounds) | User Price | Weight (Pounds) | User Price | Weight (Pounds) | User Price |
| 1/4 | EC0516-10 | 10001W | 10005W | 1 | 10 | 16 | 1/4 | 1/4 | 16-7/8 | 106 | \$4,527.00 | 17-11/32 | 151 | \$5,274.00 | 161 | \$6,051.00 | 186 | \$9,944.00 |
| | EC0532-10 | 10013W | 10017W | 1 | 10 | 32 | 1/2 | 1/2 | 16-7/8 | 112 | \$4,566.00 | 17-11/32 | 157 | \$5,313.00 | 167 | \$6,090.00 | 192 | \$9,983.00 |
| | EC0564-10 | 10025W | 10029W | 1 | 10 | 64 | 1 | 1 | 16-7/8 | 115 | \$5,197.00 | 17-11/32 | 160 | \$5,944.00 | 170 | \$6,721.00 | 195 | \$10,614.00 |
| | EC0516-15 | 10002W | 10006W | 1 | 15 | 16 | 1/4 | 1/4 | 16-7/8 | 110 | \$4,703.50 | 17-11/32 | 155 | \$5,450.50 | 165 | \$6,337.50 | 190 | \$10,120.50 |
| | EC0532-15 | 10014W | 10018W | 1 | 15 | 32 | 1/2 | 1/2 | 16-7/8 | 114 | \$4,742.50 | 17-11/32 | 160 | \$5,489.50 | 170 | \$6,376.50 | 194 | \$10,159.50 |
| | EC0564-15 | 10026W | 10030W | 1 | 15 | 64 | 1 | 1 | 16-7/8 | 119 | \$5,373.50 | 17-11/32 | 164 | \$6,120.50 | 174 | \$7,007.50 | 200 | \$10,790.50 |
| | EC0516-20 | 10003W | 10007W | 1 | 20 | 16 | 1/4 | 1/4 | 16-7/8 | 114 | \$4,880.00 | 17-11/32 | 159 | \$5,627.00 | 169 | \$6,624.00 | 194 | \$10,297.00 |
| | EC0532-20 | 10015W | 10019W | 1 | 20 | 32 | 1/2 | 1/2 | 16-7/8 | 118 | \$4,919.00 | 17-11/32 | 163 | \$5,666.00 | 173 | \$6,663.00 | 200 | \$10,336.00 |
| | EC0564-20 | 10027W | 10031W | 1 | 20 | 64 | 1 | 1 | 16-7/8 | 123 | \$5,550.00 | 17-11/32 | 168 | \$6,297.00 | 178 | \$7,294.00 | 205 | \$10,967.00 |
| 1/2 | EC1009-10 | 10037W | 10041W | 1 | 10 | 9 | 1/4 | 1/4 | 16-7/8 | 110 | \$5,043.00 | 17-11/32 | 155 | \$5,790.00 | 165 | \$6,567.00 | 190 | \$10,460.00 |
| | EC1016-10 | 10049W | 10053W | 1 | 10 | 16 | 1/2 | 1/2 | 16-7/8 | 110 | \$5,213.00 | 17-11/32 | 155 | \$5,960.00 | 165 | \$6,737.00 | 190 | \$10,630.00 |
| | EC1032-10 | 10061W | 10065W | 1 | 10 | 32 | 1 | 1 | 16-7/8 | 117 | \$5,804.00 | 17-11/32 | 162 | \$6,551.00 | 172 | \$7,328.00 | 197 | \$11,221.00 |
| | EC1009-15 | 10038W | 10042W | 1 | 15 | 9 | 1/4 | 1/4 | 16-7/8 | 114 | \$5,219.50 | 17-11/32 | 159 | \$5,966.50 | 169 | \$6,853.50 | 194 | \$10,636.50 |
| | EC1016-15 | 10050W | 10054W | 1 | 15 | 16 | 1/2 | 1/2 | 16-7/8 | 114 | \$5,389.50 | 17-11/32 | 159 | \$6,136.50 | 169 | \$7,023.50 | 194 | \$10,806.50 |
| | EC1032-15 | 10062W | 10066W | 1 | 15 | 32 | 1 | 1 | 16-7/8 | 121 | \$5,980.50 | 17-11/32 | 166 | \$6,727.50 | 176 | \$7,614.50 | 201 | \$11,397.50 |
| | EC1009-20 | 10039W | 10043W | 1 | 20 | 9 | 1/4 | 1/4 | 16-7/8 | 118 | \$5,396.00 | 17-11/32 | 163 | \$6,143.00 | 173 | \$7,140.00 | 198 | \$10,813.00 |
| | EC1016-20 | 10051W | 10055W | 1 | 20 | 16 | 1/2 | 1/2 | 16-7/8 | 118 | \$5,566.00 | 17-11/32 | 163 | \$6,313.00 | 173 | \$7,310.00 | 198 | \$10,983.00 |
| | EC1032-20 | 10063W | 10067W | 1 | 20 | 32 | 1 | 1 | 16-7/8 | 125 | \$6,157.00 | 17-11/32 | 170 | \$6,904.00 | 188 | \$7,901.00 | 205 | \$11,574.00 |
| 1 | EC2004-10 | N/A | N/A | 2 | 10 | 4 | 1/4 | 1/4 | 18-1/4 | 114 | \$5,520.00 | 18-11/16 | 163 | \$6,267.00 | 175 | \$7,044.00 | 198 | \$10,937.00 |
| | EC2008-10 | 10073W | 10077W | 2 | 10 | 8 | 1/2 | 1/2 | 18-1/4 | 120 | \$5,520.00 | 18-11/16 | 165 | \$6,267.00 | 175 | \$7,044.00 | 200 | \$10,937.00 |
| | EC2012-10 | 10085W | 10089W | 1 | 10 | 12 | 1 | 1 | 16-7/8 | 118 | \$5,658.00 | 17-11/32 | 163 | \$6,405.00 | 173 | \$7,182.00 | 198 | \$11,075.00 |
| | EC2016-10 | 10101W | 10105W | 1 | 10 | 16 | 1 | 1 | 16-7/8 | 121 | \$5,804.00 | 17-11/32 | 166 | \$6,551.00 | 176 | \$7,328.00 | 201 | \$11,221.00 |
| | EC2032-10 | N/A | N/A | 1 | 10 | 32 | N/A | 2 | 23 | 310 | \$9,327.00 | 21-9/16 | 355 | \$10,074.00 | 365 | \$10,851.00 | 390 | \$14,744.00 |
| | EC2048-10 | N/A | N/A | 1 | 10 | 48 | N/A | 3 | 23 | 310 | \$11,368.00 | 21-9/16 | 355 | \$12,115.00 | 365 | \$12,892.00 | 390 | \$16,785.00 |
| | EC2004-15 | N/A | N/A | 2 | 15 | 4 | 1/4 | 1/4 | 18-1/4 | 123 | \$5,821.50 | 18-11/16 | 170 | \$6,568.50 | 180 | \$7,455.50 | 205 | \$11,238.50 |
| | EC2008-15 | 10074W | 10078W | 2 | 15 | 8 | 1/2 | 1/2 | 18-1/4 | 125 | \$5,821.50 | 18-11/16 | 170 | \$6,568.50 | 180 | \$7,455.50 | 205 | \$11,238.50 |
| | EC2012-15 | 10086W | 10090W | 1 | 15 | 12 | 1 | 1 | 16-7/8 | 123 | \$5,863.00 | 17-11/32 | 168 | \$6,610.00 | 178 | \$7,497.00 | 203 | \$11,280.00 |
| | EC2016-15 | 10102W | 10106W | 1 | 15 | 16 | 1 | 1 | 16-7/8 | 126 | \$6,009.00 | 17-11/32 | 171 | \$6,756.00 | 181 | \$7,643.00 | 206 | \$11,426.00 |
| | EC2032-15 | N/A | N/A | 1 | 15 | 32 | N/A | 2 | 23 | 319 | \$9,616.00 | 21-9/16 | 364 | \$10,363.00 | 374 | \$11,250.00 | 399 | \$15,033.00 |
| | EC2048-15 | N/A | N/A | 1 | 15 | 48 | N/A | 3 | 23 | 319 | \$11,657.00 | 21-9/16 | 364 | \$12,404.00 | 374 | \$13,291.00 | 399 | \$17,074.00 |
| | EC2004-20 | N/A | N/A | 2 | 20 | 4 | 1/4 | 1/4 | 18-1/4 | 132 | \$6,123.00 | 18-11/16 | 181 | \$6,870.00 | 185 | \$7,867.00 | 216 | \$11,540.00 |
| | EC2008-20 | 10075W | 10079W | 2 | 20 | 8 | 1/2 | 1/2 | 18-1/4 | 130 | \$6,123.00 | 18-11/16 | 175 | \$6,870.00 | 185 | \$7,867.00 | 210 | \$11,540.00 |
| | EC2012-20 | 10087W | 10091W | 1 | 20 | 12 | 1 | 1 | 16-7/8 | 128 | \$6,068.00 | 17-11/32 | 173 | \$6,815.00 | 183 | \$7,812.00 | 208 | \$11,485.00 |
| | EC2016-20 | 10103W | 10107W | 1 | 20 | 16 | 1 | 1 | 16-7/8 | 131 | \$6,214.00 | 17-11/32 | 176 | \$6,961.00 | 186 | \$7,958.00 | 211 | \$11,631.00 |
| | EC2032-20 | N/A | N/A | 1 | 20 | 32 | N/A | 2 | 23 | 328 | \$9,905.00 | 21-9/16 | 373 | \$10,652.00 | 383 | \$11,649.00 | 408 | \$15,322.00 |
| | EC2048-20 | N/A | N/A | 1 | 20 | 48 | N/A | 3 | 23 | 328 | \$11,946.00 | 21-9/16 | 373 | \$12,693.00 | 383 | \$13,690.00 | 408 | \$17,363.00 |
| 2 | EC4006-10 | 10113W | 10117W | 2 | 10 | 6 | 1 | 1 | 18-15/16 | 128 | \$6,454.00 | 19-3/8 | 173 | \$7,519.00 | 183 | \$8,257.00 | 208 | \$11,768.00 |
| | EC4008-10 | 10125W | 10129W | 2 | 10 | 8 | 1 | 1 | 18-15/16 | 132 | \$6,764.00 | 19-3/8 | 177 | \$7,829.00 | 187 | \$8,567.00 | 212 | \$12,078.00 |
| | EC4016-10 | N/A | 12001W | 1 | 10 | 16 | N/A | 2 | 23 | 310 | \$8,353.00 | 21-9/16 | 355 | \$9,418.00 | 365 | \$10,156.00 | 390 | \$13,667.00 |
| | EC4024-10 | N/A | 12013W | 1 | 10 | 24 | N/A | 3 | 23 | 316 | \$9,297.00 | 21-9/16 | 361 | \$10,362.00 | 371 | \$11,100.00 | 396 | \$14,611.00 |
| | EC4006-15 | 10114W | 10118W | 2 | 15 | 6 | 1 | 1 | 18-15/16 | 137 | \$6,812.50 | 19-3/8 | 182 | \$7,877.50 | 192 | \$8,725.50 | 217 | \$12,126.50 |
| | EC4008-15 | 10126W | 10130W | 2 | 15 | 8 | 1 | 1 | 18-15/16 | 141 | \$7,122.50 | 19-3/8 | 186 | \$8,187.50 | 196 | \$9,035.50 | 221 | \$12,436.50 |
| | EC4016-15 | N/A | 12002W | 1 | 15 | 16 | N/A | 2 | 23 | 319 | \$8,642.00 | 21-9/16 | 364 | \$9,707.00 | 374 | \$10,555.00 | 399 | \$13,956.00 |
| | EC4024-15 | N/A | 12014W | 1 | 15 | 24 | N/A | 3 | 23 | 325 | \$9,586.00 | 21-9/16 | 370 | \$10,651.00 | 380 | \$11,499.00 | 405 | \$14,900.00 |
| | EC4006-20 | 10115W | 10119W | 2 | 20 | 6 | 1 | 1 | 18-15/16 | 146 | \$7,171.00 | 19-3/8 | 191 | \$8,236.00 | 201 | \$9,194.00 | 226 | \$12,485.00 |
| | EC4008-20 | 10127W | 10131W | 2 | 20 | 8 | 1 | 1 | 18-15/16 | 150 | \$7,481.00 | 19-3/8 | 195 | \$8,546.00 | 205 | \$9,504.00 | 230 | \$12,795.00 |
| | EC4016-20 | N/A | 12003W | 1 | 20 | 16 | N/A | 2 | 23 | 328 | \$8,931.00 | 21-9/16 | 373 | \$9,996.00 | 383 | \$10,954.00 | 408 | \$14,245.00 |
| | EC4024-20 | N/A | 12015W | 1 | 20 | 24 | N/A | 3 | 23 | 334 | \$9,875.00 | 21-9/16 | 379 | \$10,940.00 | 389 | \$11,898.00 | 414 | \$15,189.00 |

NOTE: Push-button drop is 4" less than Lift. For special lifts, see page 26

Hoist are equipped with 15' power cords. ECMT models – power cord not included (optional – specify if needed).

[†] Standard Dual Tread Wheels (I-Beam or WF-Beam) are 4" tread diameter.

* Specify Lug Suspension if Rigid Top Hook not desired.

** Standard Trolley speeds are 35 & 75 FPM (Single-Speed). Optional speeds available, see page 28. Specify speed when ordering.

^{††} Request CSA-compliant Hoist at the time of order, see page 18.

ELECTRIC CHAIN HOISTS

COFFING[®] EC MODELS

| Capacity (Tons) | EC Model Number ^{††} | 1 Phase Part Number | 3 Phase Part Number | Number of Chains | Standard Lift (Ft.) | Lift Speed (FPM) | Motor HP | | Hoist with Top Hook Only | | | Hoist with Trolley [†] | | | | | | |
|-----------------|-------------------------------|---------------------|---------------------|------------------|---------------------|------------------|-----------------|------------|--------------------------|-----------------|-------------|---------------------------------|---------------|-----------------|----------------|-------------|---------------------|-------------|
| | | | | | | | 1 Phase | 3 Phase | EC* | | | Headroom (Inches) | Plain Trolley | | Geared Trolley | | Motorized Trolley** | |
| | | | | | | | | | Headroom (Inches) | Weight (Pounds) | User Price | | ECT | | ECGT | | ECMT** | |
| | | | | | | | Weight (Pounds) | User Price | | | | Weight (Pounds) | User Price | Weight (Pounds) | User Price | | | |
| 3 | EC6005-10 | 11301W | 11305W | 3 | 10 | 5 | 1 | 1 | 23-1/4 | 180 | \$8,771.00 | 22-25/32 | 240 | \$10,129.00 | 250 | \$11,256.00 | 275 | \$15,613.00 |
| | EC6010-10 | N/A | 12025W | 2 | 10 | 10 | N/A | 2 | 27-3/8 | 345 | \$9,820.00 | 26 | 405 | \$11,178.00 | 415 | \$12,305.00 | 440 | \$16,662.00 |
| | EC6016-10 | N/A | 12037W | 2 | 10 | 16 | N/A | 3 | 27-3/8 | 360 | \$10,738.00 | 26 | 420 | \$12,096.00 | 430 | \$13,223.00 | 455 | \$17,580.00 |
| | EC6005-15 | 11302W | 11306W | 3 | 15 | 5 | 1 | 1 | 23-1/4 | 189 | \$9,283.00 | 22-25/32 | 249 | \$10,641.00 | 259 | \$11,878.00 | 284 | \$16,125.00 |
| | EC6010-15 | N/A | 12026W | 2 | 15 | 10 | N/A | 2 | 27-3/8 | 365 | \$10,346.50 | 26 | 425 | \$11,704.50 | 435 | \$12,941.50 | 460 | \$17,188.50 |
| | EC6016-15 | N/A | 12038W | 2 | 15 | 16 | N/A | 3 | 27-3/8 | 380 | \$11,264.50 | 26 | 440 | \$12,622.50 | 450 | \$13,859.50 | 475 | \$18,106.50 |
| | EC6005-20+ | 11303W | 11307W | 3 | 20 | 5 | 1 | 1 | 23-1/4 | 198 | \$10,053.00 | 22-25/32 | 258 | \$11,411.00 | 268 | \$12,758.00 | 293 | \$16,895.00 |
| | EC6010-20 | N/A | 12027W | 2 | 20 | 10 | N/A | 2 | 27-3/8 | 385 | \$10,873.00 | 26 | 445 | \$12,231.00 | 455 | \$13,578.00 | 480 | \$17,715.00 |
| 4 † | EC6016-20 | N/A | 12039W | 2 | 20 | 16 | N/A | 3 | 27-3/8 | 400 | \$11,791.00 | 26 | 460 | \$13,149.00 | 470 | \$14,496.00 | 495 | \$18,633.00 |
| | EC8008-10 | N/A | 12049W | 2 | 10 | 8 | N/A | 2 | 27-3/8 | 350 | \$13,353.00 | 25-5/16 | 520 | \$15,230.00 | 530 | \$16,074.00 | 560 | \$21,341.00 |
| | EC8012-10 | N/A | 12058W | 2 | 10 | 12 | N/A | 3 | 27-3/8 | 365 | \$13,626.00 | 25-5/16 | 535 | \$15,503.00 | 545 | \$16,347.00 | 575 | \$21,614.00 |
| | EC8008-15 | N/A | 12050W | 2 | 15 | 8 | N/A | 2 | 27-3/8 | 370 | \$13,879.50 | 25-5/16 | 540 | \$15,756.50 | 550 | \$16,710.50 | 580 | \$21,867.50 |
| | EC8012-15 | N/A | 12059W | 2 | 15 | 12 | N/A | 3 | 27-3/8 | 385 | \$14,152.50 | 25-5/16 | 555 | \$16,029.50 | 565 | \$16,983.50 | 595 | \$22,140.50 |
| | EC8008-20 | N/A | N/A | 2 | 20 | 8 | N/A | 2 | 27-3/8 | 390 | \$14,406.00 | 25-5/16 | 560 | \$16,283.00 | 570 | \$17,347.00 | 600 | \$22,394.00 |
| | EC8012-20 | N/A | N/A | 2 | 20 | 12 | N/A | 3 | 27-3/8 | 405 | \$14,679.00 | 25-5/16 | 575 | \$16,556.00 | 585 | \$17,620.00 | 615 | \$22,667.00 |
| | 5 † (lug mounted only) | EC10005-10 | N/A | N/A | 3 | 10 | 5 | N/A | 2 | 27-7/8 | 405 | \$14,365.00 | 29-3/4 | 575 | \$16,829.00 | 585 | \$17,876.00 | 615 |
| EC10008-10 | | N/A | 12067W | 3 | 10 | 8 | N/A | 3 | 27-7/8 | 405 | \$14,365.00 | 29-3/4 | 575 | \$16,829.00 | 585 | \$17,876.00 | 615 | \$22,353.00 |
| EC10005-15 | | N/A | N/A | 3 | 15 | 5 | N/A | 2 | 27-7/8 | 433 | \$15,129.00 | 29-3/4 | 609 | \$17,593.00 | 613 | \$18,750.00 | 643 | \$23,117.00 |
| EC10008-15 | | N/A | 12068W | 3 | 15 | 8 | N/A | 3 | 27-7/8 | 433 | \$15,129.00 | 29-3/4 | 609 | \$17,593.00 | 613 | \$18,750.00 | 643 | \$23,117.00 |
| EC10005-20+ | | N/A | N/A | 3 | 20 | 5 | N/A | 2 | 27-7/8 | 461 | \$16,151.00 | 29-3/4 | 631 | \$18,615.00 | 641 | \$19,882.00 | 671 | \$24,139.00 |
| EC10008-20+ | N/A | 12217W | 3 | 20 | 8 | N/A | 3 | 27-7/8 | 461 | \$16,151.00 | 29-3/4 | 631 | \$18,615.00 | 641 | \$19,882.00 | 671 | \$24,139.00 | |

NOTE: Push-button drop is 4' less than Lift. For special lifts, see page 26.

* Specify Lug Suspension if Rigid Top Hook not desired.

** Standard Trolley speeds are 35 & 75 FPM (Single-Speed). Optional speeds available, see page 28. Specify speed when ordering.

+ Price includes adder for long lift limit switch.

† Standard Dual Tread Wheels (I-Beam or WF-Beam) are 4" tread diameter.

‡ 4 & 5-Ton models straight track only: Articulating models – P.O.A.
Two-Speed Trolley – add \$1,517.00 to Single-Speed ECMT price.

Two-Speed Hoist (3:1) 3-phase only – add to Single-Speed Hoist price.
1/4 – 1 H.P. – \$1517.00
2 & 3 H.P. – \$1705.00

NOTE: NEMA 4X stations – see page 27.

†† Request CSA-compliant Hoist at the time of order, see page 18.

COFFING[®] MT MODELS – MOTORIZED TROLLEYS

| Fits Beam | Rated Capacity | Single-Speed User Price – MT Less Brake † | Two-Speed* User Price – MT Less Brake † |
|---|----------------|---|---|
| 3.33" – 7.00" Flange Width | 1/4 to 2 Ton | \$5,417.00 | \$6,990.00 |
| 3.33" – 7.00" Flange Width | 3 Ton | \$6,842.00 | \$8,415.00 |
| 4.00" – 7.00" Flange Width (Straight Track) | 4 & 5 Ton ‡ | \$7,988.00 | \$9,561.00 |

NOTE: Request CSA-compliant Trolleys at the time of order.

NOTE: Trolley equipped with 2-button station, 6' P.B. cable and clevis for hook mounting. Power cord not included (optional).
Standard speeds are 35 & 75 FPM. Optional speeds available – see page 28.
Dual tread wheels.

† If brake is required, add \$1080.00.

* Two-speed Trolley has 3:1 speed ratio – 3-phase only.

‡ 4 & 5 Ton models straight track only. Articulating models – P.O.A.

ELECTRIC CHAIN HOISTS

COFFING[®] HOISTS **EC-V MODELS – VARIABLE SPEED**
(12 TO 1 RATIO)

| Capacity (Tons) | Model Number | Number of Chains | Standard Lift (Ft.) | Maximum Lift Speed (FPM) | Motor HP 3 Phase | Hoist with Top Hook Only | | | Hoist with Trolley [†] | | | | | | |
|----------------------|--------------|------------------|---------------------|--------------------------|------------------|--------------------------|-----------------|-------------|---------------------------------|-----------------|-------------|-----------------|-------------|---------------------|-------------|
| | | | | | | EC* | | | Headroom (Inches) | Plain Trolley | | Geared Trolley | | Motorized Trolley** | |
| | | | | | | Headroom (Inches) | Weight (Pounds) | User Price | | ECT | | ECGT | | ECMT** | |
| | | | | | | | | | | Weight (Pounds) | User Price | Weight (Pounds) | User Price | Weight (Pounds) | User Price |
| 1/4 | ECV0516-10 | 1 | 10 | 16 | 1/4 | 16-7/8 | 112 | \$6,044.00 | 17-11/32 | 157 | \$6,791.00 | 167 | \$7,568.00 | 172 | \$11,461.00 |
| | ECV0532-10 | 1 | 10 | 32 | 1/2 | 16-7/8 | 118 | \$6,083.00 | 17-11/32 | 163 | \$6,830.00 | 173 | \$7,607.00 | 198 | \$11,500.00 |
| 1/2 | ECV1009-10 | 1 | 10 | 9 | 1/4 | 16-7/8 | 116 | \$6,560.00 | 17-11/32 | 161 | \$7,307.00 | 171 | \$8,084.00 | 196 | \$11,977.00 |
| | ECV1016-10 | 1 | 10 | 16 | 1/2 | 16-7/8 | 116 | \$6,730.00 | 17-11/32 | 161 | \$7,477.00 | 171 | \$8,254.00 | 196 | \$12,147.00 |
| | ECV1032-10 | 1 | 10 | 32 | 1 | 16-7/8 | 123 | \$7,321.00 | 17-11/32 | 168 | \$8,068.00 | 178 | \$8,845.00 | 230 | \$12,738.00 |
| 1 | ECV2004-10 | 2 | 10 | 4 | 1/4 | 18-1/4 | 120 | \$7,037.00 | 18-11/16 | 169 | \$7,784.00 | 181 | \$8,561.00 | 204 | \$12,454.00 |
| | ECV2008-10 | 2 | 10 | 8 | 1/2 | 18-1/4 | 126 | \$7,037.00 | 18-11/16 | 171 | \$7,784.00 | 181 | \$8,561.00 | 206 | \$12,454.00 |
| | ECV2012-10 | 1 | 10 | 12 | 1 | 16-7/8 | 124 | \$7,175.00 | 17-11/32 | 169 | \$7,922.00 | 179 | \$8,699.00 | 204 | \$12,592.00 |
| | ECV2016-10 | 1 | 10 | 16 | 1 | 16-7/8 | 127 | \$7,321.00 | 17-11/32 | 172 | \$8,068.00 | 181 | \$8,845.00 | 207 | \$12,738.00 |
| | ECV2032-10 | 1 | 10 | 24 | 2 | 23 | 315 | \$11,032.00 | 21-9/16 | 360 | \$11,779.00 | 370 | \$12,556.00 | 395 | \$16,449.00 |
| | ECV2048-10 | 1 | 10 | 48 | 3 | 23 | 321 | \$13,073.00 | 21-9/16 | 366 | \$13,820.00 | 376 | \$14,597.00 | 401 | \$18,490.00 |
| 2 | ECV4006-10 | 2 | 10 | 6 | 1 | 18-15/16 | 134 | \$7,971.00 | 19-3/8 | 179 | \$9,036.00 | 189 | \$9,774.00 | 214 | \$13,285.00 |
| | ECV4008-10 | 2 | 10 | 8 | 1 | 18-15/16 | 138 | \$8,281.00 | 19-3/8 | 183 | \$9,346.00 | 193 | \$10,084.00 | 218 | \$13,595.00 |
| | ECV4016-10 | 1 | 10 | 16 | 2 | 23 | 315 | \$10,058.00 | 21-9/16 | 360 | \$11,123.00 | 370 | \$11,861.00 | 395 | \$15,372.00 |
| | ECV4024-10 | 1 | 10 | 24 | 3 | 23 | 321 | \$11,002.00 | 21-9/16 | 366 | \$12,067.00 | 376 | \$12,805.00 | 401 | \$16,316.00 |
| 3 | ECV6005-10 | 3 | 10 | 5 | 1 | 23-1/4 | 185 | \$10,288.00 | 22-25/32 | 254 | \$11,714.00 | 255 | \$12,897.00 | 280 | \$17,472.00 |
| | ECV6010-10 | 2 | 10 | 10 | 2 | 27-3/8 | 350 | \$11,525.00 | 26 | 410 | \$12,951.00 | 420 | \$14,134.00 | 445 | \$18,709.00 |
| | ECV6016-10 | 2 | 10 | 16 | 3 | 27-3/8 | 365 | \$12,443.00 | 26 | 425 | \$13,869.00 | 435 | \$15,052.00 | 460 | \$19,627.00 |
| 4 | ECV8008-10 | 2 | 10 | 8 | 2 | 27-3/8 | 355 | \$15,058.00 | 25-15/16 | 525 | \$16,935.00 | 530 | \$17,779.00 | 565 | \$23,046.00 |
| | ECV8012-10 | 2 | 10 | 12 | 3 | 27-3/8 | 370 | \$15,331.00 | 25-15/16 | 535 | \$17,208.00 | 550 | \$18,052.00 | 580 | \$23,319.00 |
| 5 (lug mounted only) | ECV10005-10 | 3 | 10 | 5 | 2 | 27-7/8 | 410 | \$16,070.00 | 29-3/4 | 580 | \$18,534.00 | 590 | \$19,581.00 | 620 | \$24,058.00 |
| | ECV10008-10 | 3 | 10 | 8 | 3 | 27-7/8 | 410 | \$16,070.00 | 29-3/4 | 580 | \$18,534.00 | 590 | \$19,581.00 | 620 | \$24,058.00 |

NOTE: Push-button stations are 2-step standard (3-step station optional)++
Hoists are factory set for 2-step infinitely variable operation. If other setting are required please note at the time of order.
VFD units are PE manufactured (Standard 24VAC). Contact factory for 115VAC (POA).
Push-button drop is 4' less than Lift. For special lifts, see page 28.

Hoists equipped with 15' power cords ECMT models – power cord not included (optional – specify if needed).
Add \$283.00 for 3-Step Hoist Buttons. ECMT models: power cord not included (optional – specify if needed).

[†] Standard Dual Tread Wheels (I-Beam or WF-Beam) are 4" tread diameter.

* Specify Lug Suspension if Rigid Top Hook is not desired.

** Standard Trolley speeds are 35 & 75 FPM Single-Speed. Optional speeds available, see page 28. Specify speed when ordering.

** Price shown is for 2-Step Hoist VFD and 1-speed Trolley.

Adder for 2-Step Trolley VFD (3 Ton & under) \$1517.00.

Adder for 2-Step Trolley VFD (4 & 5 Ton) \$1705.00.

Add \$283.00 for 3-Step Trolley Buttons.

HOW TO SPECIFY ELECTRIC CHAIN MODEL NUMBERS – SEE PAGE 18.

ORDERING INFORMATION ELECTRIC CHAIN HOISTS – SEE PAGE 18.

ELECTRIC CHAIN HOISTS

COFFING[®] EXTENDED DUTY MODELS (DUTY CYCLE H4)

| Capacity (Tons) | Model Number† | Number of Chains | Standard Lift (Ft.) | Lift Speed (FPM) | Motor HP 3 Phase | Hoist with Lug Only | | | Hoist with Trolley | | | | | | |
|-----------------|---------------|------------------|---------------------|------------------|------------------|---------------------|-----------------|------------|--------------------|-------------------|------------|---------------------|-------------|------------------------|-------------|
| | | | | | | ED | | | Headroom (Inches) | Plain Trolley EDT | | Geared Trolley EDGT | | Motorized Trolley EDMT | |
| | | | | | | Headroom (Inches) | Weight (Pounds) | User Price | | Weight (Pounds) | User Price | Weight (Pounds) | User Price | Weight (Pounds) | User Price |
| 1/4 | ED0564-10 | 1 | 10 | 64 | 1 | 16-7/16 | 129 | \$6,023.00 | 17-1/4 | 174 | \$6,770.00 | 184 | \$7,547.00 | 209 | \$11,440.00 |
| | ED0564-15 | 1 | 15 | 64 | 1 | 16-7/16 | 131 | \$6,206.00 | 17-1/4 | 176 | \$6,953.00 | 186 | \$7,840.00 | 211 | \$11,623.00 |
| | ED0564-20 | 1 | 20 | 64 | 1 | 16-7/16 | 138 | \$6,388.00 | 17-1/4 | 183 | \$7,135.00 | 193 | \$8,132.00 | 218 | \$11,805.00 |
| 1/2 | ED1032-10 | 1 | 10 | 32 | 1 | 16-7/16 | 130 | \$6,347.00 | 17-1/4 | 175 | \$7,094.00 | 185 | \$7,871.00 | 210 | \$11,764.00 |
| | ED1032-15 | 1 | 15 | 32 | 1 | 16-7/16 | 134 | \$6,530.00 | 17-1/4 | 179 | \$7,277.00 | 189 | \$8,164.00 | 214 | \$11,947.00 |
| | ED1032-20 | 1 | 20 | 32 | 1 | 16-7/16 | 138 | \$6,709.00 | 17-1/4 | 183 | \$7,456.00 | 193 | \$8,453.00 | 218 | \$12,126.00 |
| 1 | ED2016-10 | 1 | 10 | 16 | 1 | 16-7/16 | 132 | \$6,184.00 | 17-1/4 | 177 | \$6,931.00 | 187 | \$7,708.00 | 212 | \$11,601.00 |
| | ED2016-15 | 1 | 15 | 16 | 1 | 16-7/16 | 137 | \$6,396.00 | 17-1/4 | 182 | \$7,143.00 | 192 | \$8,030.00 | 217 | \$11,813.00 |
| | ED2016-20 | 1 | 20 | 16 | 1 | 16-7/16 | 142 | \$6,610.00 | 17-1/4 | 187 | \$7,357.00 | 197 | \$8,354.00 | 222 | \$12,027.00 |
| 2 | ED4008-10 | 2 | 10 | 8 | 1 | 18-1/2 | 140 | \$7,568.00 | 17-1/4 | 185 | \$8,633.00 | 195 | \$9,371.00 | 220 | \$12,985.00 |
| | ED4008-15 | 2 | 15 | 8 | 1 | 18-1/2 | 149 | \$7,938.00 | 17-1/4 | 194 | \$9,003.00 | 204 | \$9,851.00 | 229 | \$13,355.00 |
| | ED4008-20 | 2 | 20 | 8 | 1 | 18-1/2 | 158 | \$8,311.00 | 17-1/4 | 203 | \$9,376.00 | 213 | \$10,334.00 | 238 | \$13,728.00 |

NOTE: Push-button drop is 4' less than Lift. For special lifts, see page 26.
Hoists are equipped with 15' power cords EDMT models – power cord not included (optional – specify if needed).

† Zinc plated chain and NEMA 3R pendant with external strain relief is standard.

NOTE: These models DO NOT MEET CSA. Field Certification Required.

COFFING[®] EC TURNOVER MODELS

| Capacity (Tons) | Model Number | Lift Stroke (Ft.) | Lift Speed (FPM) | Motor HP 3 Phase | Lug Mounted Only | | |
|-----------------|--------------|-------------------|------------------|------------------|-------------------|-----------------|-------------|
| | | | | | Headroom (Inches) | Weight (Pounds) | User Price |
| 1/4 | EC0516-*-TH | 15 | 16 | 1/4 | 19-7/8 | 120 | \$9,470.00 |
| 1/2 | EC1016-*-TH | 15 | 16 | 1/2 | 19-7/8 | 126 | \$10,320.00 |
| 1 | EC2016-*-TH | 15 | 16 | 1 | 19-7/8 | 138 | \$11,044.00 |
| 2 | EC4016-*-TH | 15 | 16 | 2 | 29-5/32 | 325 | \$23,904.00 |
| 3 | EC6008-*-TH | 15 | 8 | 3 | 33 | 385 | \$30,576.00 |
| 4 | EC8008-*-TH | 15 | 8 | 3 | 33 | 390 | \$35,256.00 |

NOTE: Standard lift stroke is 15', 9' PB drop.
For longer lift stroke – consult factory.
These models DO NOT MEET CSA. Field certification required.

* Specify voltage required – see table on page 27.

ELECTRIC CHAIN HOISTS

WEATHER-RESISTANT NYLON COVER FOR EC MODELS

| Capacity (Tons) | Product Code | Model Number | Used on Hoist Models | User Price |
|-----------------|--------------|--------------|--------------------------------|------------|
| 1/4 | 08719W | EC760-1 | EC0516, EC0532, EC0564 | \$224.00 |
| 1/2 | 08720W | EC760-2 | EC1009, EC1016, EC1032 | \$224.00 |
| 1 | 08721W | EC760-3 | EC2004, EC2008, EC2012, EC2016 | \$224.00 |
| 2 | 08722W | EC760-4 | EC4006, EC4008 | \$224.00 |
| 3 | 08776W | EC760-5 | EC6005 | \$359.00 |
| 2 | 08733W | EC761-1 | EC4016, EC4024 Hook Mounted | \$386.00 |
| 2 | 08734W | EC761-2 | EC4016, EC4024 Lug Mounted | \$386.00 |
| 3 | 08735W | EC761-3 | EC6010, EC6016 Hook Mounted | \$386.00 |
| 3 | 08736W | EC761-4 | EC6010, EC6016 Lug Mounted | \$386.00 |
| 4 | 08738W | EC761-5 | EC8008, EC8012 Lug Mounted | \$386.00 |
| 5 | 08739W | EC761-6 | EC10005, EC10008 Lug Mounted | \$386.00 |

SPECIAL LIFTS, P.B. DROPS, POWER CORDS & HAND CHAIN DROPS FOR EC MODELS

| Price Per Extra Foot of Lift – Add to 10 Foot Lift Price | Number of Chains | User Price |
|--|--|------------|
| EC0516, EC0532, EC0564, EC1009, EC1016, EC1032, ED0564, ED1032 | 1 | \$25.00 |
| EC2004, EC2008 | 2 | \$50.00 |
| EC2012, EC2016, ED2016 | 1 | \$30.70 |
| EC4006, EC4008, ED4008 | 2 | \$61.40 |
| EC2032, EC2048, EC4016, EC4024 | 1 | \$47.50 |
| EC6005 | 3 | \$92.10 |
| EC6010, EC6016, EC8008, EC8012 | 2 | \$95.00 |
| EC10005, EC10008 | 3 | \$142.50 |
| Long Lift Limit Switch (+ These models include Long Lift L.S. in price.) Note: Long Lift Limit Switch required for lifts over 50' on single chain, 25' on double chain, and 16' on triple chain | (a) Single chain 51' to 143' (b) Double chain 26' to 71' (c) Triple chain 17' to 49' | \$258.00 |
| Price per extra foot of P.B. drop (Base Unit = 6') | | \$10.30 |
| Price per extra foot of Power Cord (Base Unit = 15', except Motorized Trolley (optional)) | | \$10.30 |
| Price per extra foot of Hand Chain Drop for Geared Trolley (Base Unit = 2' less than lift) | | \$22.00 |
| Zinc Plated Chain – multiply price by amount of lift on Hoist, all capacities | 1 | \$7.35 |
| | 2 | \$13.10 |
| | 3 | \$20.25 |
| | 4 | \$27.55 |
| Zinc Plated Hook (top or bottom) | | \$149.00 |

CHAIN CONTAINERS FOR EC MODELS

| Model Number | Product Code | Maximum Length of Lift (Ft.) | | | User Price |
|--|--------------|------------------------------|----------------|----------------|------------|
| | | 1-Chain Single | 2-Chain Double | 3-Chain Triple | |
| EC1 Models (1 Chain Single Models): EC0516, EC0532, EC0564, EC1009, EC1016, EC1032, EC2012, EC2016 (2 Chain Double Models): EC2004, EC2008, EC4006, EC4008 (3 Chain Triple Models): EC6005 | | | | | |
| (a) 927JG17 Polyolefin | 08714W | 20 | 10 | N/A | \$144.00 |
| (b) 927JG18 Polyolefin | 08715W | 25 | 12.5 | N/A | \$149.00 |
| (c) 927JG19 Polyolefin | 08716W | 35 | 17.5 | 12 | \$171.00 |
| (d) 927JG20 Polyolefin | 08717W | 50 | 25 | 17 | \$182.00 |
| (e) 927JG202A Metal | 08748W | 75 | 37 | 25 | \$655.00 |
| (f) 927JG203A Metal | 08749W | 100 | 50 | 33 | \$682.00 |
| (g) 927JG204A Metal | 08727W | 150 | 75 | 50 | \$811.00 |
| 927JG15F Fabric | 927JG15F | 15 | N/A | N/A | \$331.00 |
| 927JG40F Fabric | 927JG40F | 40 | 20 | N/A | \$420.00 |
| 927JG70F Fabric | 927JG70F | 70 | 30 | N/A | \$624.00 |
| EC3 Models (1 Chain Single Models): EC2032, EC2048, EC4016, EC4024 (2 Chain Double Models): EC6010, EC6016, EC8008, EC8012 (3 Chain Triple Models): EC10005, EC10008 | | | | | |
| (h) 927JG201 Metal | 08730W | 15 | N/A | N/A | \$501.00 |
| (i) 927JG202 Metal | 08731W | 30 | 15 | 10 | \$537.00 |
| (j) 927JG203 Metal | 08732W | 50 | 25 | 16.5 | \$576.00 |
| (k) 927JG204 Metal | 08737W | 75 | 37.5 | 25 | \$795.00 |
| (l) 927JG205 Metal | 08728 | 100 | 50 | 33.3 | \$748.00 |
| (m) 927JG207 Metal | 08729W | 150 | 75 | 50 | \$1,042.00 |
| (n) 927JG208 Metal | 08757 | 200 | 100 | 66.6 | \$1,087.00 |
| 927JG213F Fabric | 08780W | 35 | 17 | 11 | \$573.00 |
| 927JG214F Fabric | 08781W | 75 | 37 | 25 | \$757.00 |

**FOR ADDITIONAL EC
OPTIONS
& ACCESSORIES,
SEE PAGES
27 & 28**

ELECTRIC CHAIN HOISTS**YJL, EC, JLC, CT & MT MODEL ACCESSORIES**

| Push-button Stations – For Trolley, Crane and Start-Stop Control. Standard directions are marked by nameplates; for special legends, consult factory. All stations below are NEMA 4X weather-resistant with interchangeable elements. Specify functions required. | User Price |
|---|-------------------|
| 2 Button Station, Single-Speed | \$218.00 |
| 4 Button Station, Single-Speed, or Momentary Start-Stop | \$418.00 |
| 6 Button Station, Single-Speed, or Momentary Start-Stop | \$700.00 |
| 8 Button Station, Single-Speed, or Momentary Start-Stop | \$975.00 |
| Substitute Two-Speed / Step – Per Pair (required on NEMA 4X stations only) | \$263.00 |
| Substitute Three Speed / Step – Per Pair (required on NEMA 4X stations only) | \$471.00 |
| Substitute Maintained Start-Stop – Per Pair | \$456.00 |
| External Chain Strain Relief on P.B. Cord | |
| Pendant Cord Strain Relief | \$100.00 |
| Special Pendant Cord Lengths – Per Foot over 6' – Add standard Pendant Cord adder in addition to Strain Relief adder | \$10.30 |
| Weather Resistant Products | |
| Kellems Cord Grip – Each | \$163.00 |
| Outrigger Arm, Rigid (with CT or MT Trolley Suspension only) 3' | \$514.00 |
| Retractable Coiled Power Cord – 25'-retracts to 4' (3 or 4 conductor # 14) | \$672.00 |
| Collector Mounting Arm – 20" long, per arm | \$226.00 |
| Insul-8 Collectors & Mountings (30 Amp.) | |
| Two Collectors, One Arm (single phase) | \$699.00 |
| Three Collectors, One Arm (three phase) | \$869.00 |
| Two Arm Arrangement – adder for Extra Arm | \$226.00 |
| Special Motor Voltage | |
| 200-208 Volt, 3 Phase, 60 Hz | N/C |
| 575 Volt, 3 Phase, 60 Hz | N/C |
| 220/380 Volt, 3 Phase 50 Hz | P.O.A.* |
| Additional Options | |
| MT Trolley Brake | \$1,080.00 |
| Bronze Wheels for CT & MT Trolley (per wheel) | \$208.00 |
| Rubber Bumpers – Plain and Geared Trolley | \$632.00 |
| Rubber Bumpers – motorized Trolley | Standard |
| Auxiliary Contacts (N.O. or N.C.) – Each Contacter | \$106.00 |
| Trolley Limit Switch – Lever type, customer to supply actuating bar | \$970.00 |
| Special Color Paint – Air dry enamel: white, black, red, yellow, silver | \$575.00 |
| Epoxy Paint (Contact factory for color options) | \$1,710.00 |
| Magnaflux Inspection of Hook in house NDT Test – no documentation | \$202.00 |
| Magnaflux Inspection of Hook per ASTM A275 spec's with documentation | \$632.00 |
| 115 Volt Control Circuit | N/C |
| Fused & Grounded Transformer (Secondary) – Per Transformer | \$33.00 |
| Motor Thermostat – per motor | \$137.00 |
| Controls for Tandem Operation – includes 3-Position Selector Switch | P.O.A.* |
| Stainless Steel Limit Switch Shaft | Standard |
| Zinc Plated Hook | \$147.00 |
| Bullard Swivel Gate Hooks | |
| For all JLC Models (Bottom Hook) & EC Models up to and including EC4008 (Top or Bottom Hook) | \$315.00 |
| For EC2032, EC2048, EC4016 (Top or Bottom Hook) & EC6005 (Bottom Hook Only) | \$796.00 |
| For EC6016 to EC10008 (Top or Bottom Hook – Bottom Hook only on 5 Ton) | \$1,163.00 |
| Shur-Loc Hooks® | |
| For JLC Models (Bottom Hook) & EC Models up to and including EC4008 (Top or Bottom Hook) | \$373.00 |
| For EC2032, EC2048, EC4016, EC4024, EC6005, EC6010, EC6016, EC8008 & EC8012 (Bottom Hook Only) | \$613.00 |
| Latchlok Hooks | |
| For JLC Models up to JLC2016 (1 ton capacity) - Bottom Hook Only | \$315.00 |

NOTE: Some accessories may require CSA Field Certification – Consult Factory.

* Price on Application.

ELECTRIC CHAIN HOISTS

EC, JLC, CT & MT MODEL ACCESSORIES

| Description | | User Price | |
|---|-----------------------------------|-------------------------------|-------------------------------|
| Special P.B. Drops, Power Cords & Hand Chain Drops | | | |
| Price per extra foot of P.B. Drop (Base Unit = 4' less than lift) | | \$10.30 | |
| Price per extra foot of Power Cord (Base Unit = 15', except MT = Optional) | | \$10.30 | |
| Price per extra foot of Hand Chain Drop for Geared Trolley (Base Unit = 2' less than lift) | | \$21.80 | |
| CT & MT Trolleys for Special Beams (Includes Required Wheel & Yoke Assemblies) | 4-Wheel Trolley User Price | 6-Wheel Trolley User Price | 8-Wheel Trolley User Price |
| Patented Track (3 1/4" - 4")** | \$302.00 | \$452.00 | \$605.00 |
| American Standard Shapes (Up to 9" Flange Width) | N/C if requested at time of order | | |
| Wide Flange Shape (Up to 9" Flange Width) | N/C if requested at time of order | | |
| 2" Pat. Track (2 Ton & Under Models Only)** | \$1,311.00 | N/A | N/A |
| Flange Over 9" | P.O.A.* | P.O.A.* | P.O.A.* |
| Optional Trolley Speeds (All Available With 3:1 Ratio Two-Speed Motor – 3 Phase Only) | 4-Wheel Trolley User Price | 8-Wheel Trolley User Price | |
| 18 FPM | \$302.00 | \$605.00 | |
| 24 FPM | \$302.00 | \$605.00 | |
| 35 FPM | Standard | Standard | |
| 50 FPM | \$302.00 | \$605.00 | |
| 75 FPM | N/C | N/C | |
| 100 FPM | \$302.00 | \$605.00 | |
| 150 FPM | \$302.00 | \$605.00 | |
| Description | | User Price | |
| Crane Connection Kit Note: Charge added if customer specifies an External Junction Box with Terminal Strip (Trolley Mounting Only). | | \$194.00 | |
| Auxiliary Electrical Controls Note: The addition of any one or more of the auxiliary controls in this section requires the addition of one Auxiliary Control Mounting Charge (includes special panel plates, auxiliary enclosures and additional wiring as required). Auxiliary control enclosures may increase clearance requirements.) When clearance dimensions are critical, request a certified print. | | | |
| Auxiliary Control Mounting Charge, required with all items this section, included in individual adders † | | - | |
| Mainline Contactor – Must order P.B. Station (pg. 31) with space for Start-Stop Buttons | | \$586.00 | |
| Thermal Overload Relay – per motor | | \$854.00 | |
| Bridge, Trolley/Tractor Contactor (to 3 H.P.) – must order P.B. Station (pg. 31) with space for bridge Buttons | | | |
| Single-Speed | | \$784.00 | |
| Two-Speed | | \$1,027.00 | |
| Motor Fuses – per motor | | \$804.00 | |
| Trolley Ballast Resistors (3 phase only) | | \$1,569.00 | |
| Solid-State Soft-Start for Trolley Motor (requires 115 Volt Control Circuit) | | | |
| Single-Speed | | \$1,900.00 | |
| Two-Speed | | \$2,087.00 | |
| Inching Controls – must order P.B. Station (pg. 31) with space for selector switch | | \$1,027.00 | |
| Horn (100 db) or Bell | | \$1,208.00 | |
| Variable Frequency Inverter Speed Control Note: Must also order NEMA 4 P.B. Station | | See pages 24 & 27 | |
| Remote Control System – Radio Controls Note: Mainline Contactor and additional Reversing Contactors not included – see Auxiliary Electrical Controls | | P.O.A.* | |
| (a) Radio Control | | P.O.A.* | |
| (b) Any system above with one or two of the motions being Two-Speed | | P.O.A.* | |
| (c) Pendant/Remote Transfer Switch | | P.O.A.* | |
| Deductions From Specially Priced Units Push-button Stations & Cord | | | |
| (a) Single-Speed – Two Button | | \$133.00 | |
| (b) Two-Speed – Two Button | | \$253.00 | |
| (c) Single-Speed Hoist & Single-Speed Trolley – Four Button | | \$191.00 | |
| (d) Single-Speed Hoist & Two-Speed Trolley – Four Button | | \$286.00 | |
| (e) Two-Speed Hoist & Single-Speed Trolley – Four Button | | \$286.00 | |
| (f) Two-Speed Hoist & Two-Speed Trolley – Four Button | | \$357.00 | |
| (g) Power Cord | | \$76.00 | |

NOTE: 340° Pivot Base part number: 08005W.

ELECTRIC CHAIN HOISTS

SECTION CONTENTS:

CM LODESTAR

CM CLASSIC LODESTAR

CM
LODESTAR® | **CM**
CLASSIC LODESTAR®

ELECTRIC CHAIN HOISTS

CM LODESTAR ELECTRIC CHAIN HOIST



| | Capacity (Tons) | Product Code | | | Model | Hoist Lifting Speed (FPM) | Motor Hp | Reeving | Weight (Pounds) | | User Price | | | | |
|-----------------------|-----------------|---|--------------|----------|-------|---------------------------|----------|---------|-----------------|--------------|------------|----------------|--------------------------|---------------------------|------------------------------|
| | | Rigid Hook Suspension & Chain Container | | | | | | | 115-1-60 | 230/460 3-60 | Hoist Only | Lug Suspension | Universal Plain Trolley† | Universal Geared Trolley† | Universal Motorized Trolley† |
| | | 115-1-60 | 230/460 3-60 | 575-3-60 | | | | | | | | | | | |
| Single-Speed 10' Lift | 1/8 | 2702NH | 2705NH | 9358NH | A | 32 | 1/2 | 1 | 54 | 60 | \$3,310.00 | \$3,621.00 | \$3,923.00 | \$4,191.00 | \$8,367.00 |
| | 1/8 | 2712NH | 2715NH | 9376NH | AA | 60 | 1/2 | 1 | 67 | 64 | \$3,728.00 | \$4,039.00 | \$4,341.00 | \$4,609.00 | \$8,785.00 |
| | 1/4 | 2722NH | 2725NH | 9394NH | B | 16 | 1/2 | 1 | 53 | 61 | \$3,872.00 | \$4,183.00 | \$4,485.00 | \$4,753.00 | \$8,929.00 |
| | 1/4 | 2732NH | 2735NH | 9412NH | C | 32 | 1/2 | 1 | 61 | 64 | \$4,085.00 | \$4,396.00 | \$4,698.00 | \$4,966.00 | \$9,142.00 |
| | 1/2 | 2742NH | 2745NH | 9430NH | E | 8 | 1/2 | 2 | 71 | 69 | \$4,252.00 | \$4,677.00 | \$4,979.00 | \$5,247.00 | \$9,423.00 |
| | 1/2 | 2752NH | 2755NH | 9448NH | F | 16 | 1/2 | 1 | 61 | 65 | \$4,454.00 | \$4,765.00 | \$5,067.00 | \$5,335.00 | \$9,511.00 |
| | 1/2 | 3512NH | 3515NH | 9206NH | J | 32 | 1 | 1 | 110 | 110 | \$4,917.00 | \$5,282.00 | \$5,673.00 | \$5,931.00 | \$10,121.00 |
| | 1/2 | - | 3545NH | 9220NH | JJ | 64 | 2 | 1 | - | 117 | \$7,128.00 | \$7,493.00 | \$7,884.00 | \$8,142.00 | \$12,332.00 |
| | 1 | 2762NH | 2765NH | 9466NH | H | 8 | 1/2 | 2 | 72 | 73 | \$4,676.00 | \$5,101.00 | \$5,403.00 | \$5,671.00 | \$9,847.00 |
| | 1 | 3522NH | 3525NH | 9236NH | L | 16 | 1 | 1 | 113 | 110 | \$4,960.00 | \$5,325.00 | \$5,716.00 | \$5,974.00 | \$10,164.00 |
| | 1 | - | 3555NH | 9250NH | LL | 32 | 2 | 1 | - | 117 | \$7,005.00 | \$7,370.00 | \$7,761.00 | \$8,019.00 | \$12,209.00 |
| | 2 | - | 3565S1 | | RRS | 16 | 2 | 1 | - | 156 | \$5,608.00 | \$6,239.00 | \$6,630.00 | \$6,888.00 | \$11,078.00 |
| | 2 | 3532NH | 3535NH | 9266NH | R | 8 | 1 | 2 | 131 | 130 | \$6,057.00 | \$6,515.00 | \$6,906.00 | \$7,164.00 | \$11,354.00 |
| | 2 | - | 3565NH | 9280NH | RR | 16 | 2 | 2 | - | 135 | \$7,824.00 | \$8,282.00 | \$8,673.00 | \$8,931.00 | \$13,121.00 |
| | 3 | 9501NH | 9505NH | 9533NH | RT | 5.5 | 1 | 3 | 158 | 158 | \$7,050.00 | \$7,548.00 | \$8,333.00 | \$8,567.00 | \$12,870.00 |
| 3 | - | 9508NH | 9538NH | RRT | 11 | 2 | 3 | - | 162 | \$8,298.00 | \$8,796.00 | \$9,581.00 | \$9,815.00 | \$14,118.00 | |
| Single-Speed 15' Lift | 1/8 | 3101NH | 3103NH | | A | 32 | 1/2 | 1 | 59 | 64 | \$3,479.00 | \$3,790.00 | \$4,092.00 | \$4,360.00 | \$8,536.00 |
| | 1/8 | 3111NH | 3113NH | | AA | 60 | 1/2 | 1 | 67 | 79 | \$3,897.00 | \$4,208.00 | \$4,510.00 | \$4,778.00 | \$8,954.00 |
| | 1/4 | 3121NH | 3123NH | | B | 16 | 1/2 | 1 | 61 | 64 | \$4,041.00 | \$4,352.00 | \$4,654.00 | \$4,922.00 | \$9,098.00 |
| | 1/4 | 3131NH | 3133NH | | C | 32 | 1/2 | 1 | 66 | 75 | \$4,254.00 | \$4,565.00 | \$4,867.00 | \$5,135.00 | \$9,311.00 |
| | 1/2 | 3141NH | 3143NH | | E | 8 | 1/2 | 2 | 70 | 80 | \$4,538.50 | \$4,971.50 | \$5,273.50 | \$5,541.50 | \$9,717.50 |
| | 1/2 | 3151NH | 3153NH | | F | 16 | 1/2 | 1 | 67 | 72 | \$4,623.00 | \$4,934.00 | \$5,236.00 | \$5,504.00 | \$9,680.00 |
| | 1/2 | 4212NH | 4214NH | | J | 32 | 1 | 1 | 118 | 115 | \$5,122.00 | \$5,495.00 | \$5,886.00 | \$6,144.00 | \$10,334.00 |
| | 1/2 | - | 4244NH | | JJ | 64 | 2 | 1 | - | 123 | \$7,333.00 | \$7,706.00 | \$8,097.00 | \$8,355.00 | \$12,545.00 |
| | 1 | 3161NH | 3163NH | | H | 8 | 1/2 | 2 | 80 | 85 | \$4,962.50 | \$5,395.50 | \$5,697.50 | \$5,965.50 | \$10,141.50 |
| | 1 | 4222NH | 4224NH | | L | 16 | 1 | 1 | 120 | 114 | \$5,165.00 | \$5,538.00 | \$5,929.00 | \$6,187.00 | \$10,377.00 |
| | 1 | - | 4254NH | | LL | 32 | 2 | 1 | - | 122 | \$7,210.00 | \$7,583.00 | \$7,974.00 | \$8,232.00 | \$12,422.00 |
| | 2 | - | 4264S1 | | RRS | 16 | 2 | 1 | - | 164 | \$5,821.25 | \$6,452.25 | \$6,843.25 | \$7,101.25 | \$11,291.25 |
| | 2 | 4232NH | 4234NH | | R | 8 | 1 | 2 | 140 | 138 | \$6,415.50 | \$6,908.50 | \$7,299.50 | \$7,557.50 | \$11,747.50 |
| | 2 | - | 4264NH | | RR | 16 | 2 | 2 | - | 144 | \$8,182.50 | \$8,675.50 | \$9,066.50 | \$9,324.50 | \$13,514.50 |
| | 3 | 9502NH | 9506NH | | RT | 5.5 | 1 | 3 | 174 | 171 | \$7,562.00 | \$8,191.00 | \$8,976.00 | \$9,210.00 | \$13,513.00 |
| 3 | - | 9509NH | | RRT | 11 | 2 | 3 | - | 176 | \$8,810.00 | \$9,439.00 | \$10,224.00 | \$10,458.00 | \$14,761.00 | |
| Single-Speed 20' Lift | 1/8 | 3102NH | 3104NH | | A | 32 | 1/2 | 1 | 64 | 68 | \$3,648.00 | \$3,959.00 | \$4,261.00 | \$4,529.00 | \$8,705.00 |
| | 1/8 | 3112NH | 3114NH | | AA | 60 | 1/2 | 1 | 72 | 74 | \$4,066.00 | \$4,377.00 | \$4,679.00 | \$4,947.00 | \$9,123.00 |
| | 1/4 | 3122NH | 3124NH | | B | 16 | 1/2 | 1 | 64 | 72 | \$4,210.00 | \$4,521.00 | \$4,823.00 | \$5,091.00 | \$9,267.00 |
| | 1/4 | 3132NH | 3134NH | | C | 32 | 1/2 | 1 | 69 | 76 | \$4,423.00 | \$4,734.00 | \$5,036.00 | \$5,304.00 | \$9,480.00 |
| | 1/2 | 3142NH | 3144NH | | E | 8 | 1/2 | 2 | 80 | 88 | \$4,825.00 | \$5,264.00 | \$5,566.00 | \$5,834.00 | \$10,010.00 |
| | 1/2 | 3152NH | 3154NH | | F | 16 | 1/2 | 1 | 71 | 76 | \$4,792.00 | \$5,103.00 | \$5,405.00 | \$5,673.00 | \$9,849.00 |
| | 1/2 | 4213NH | 4215NH | | J | 32 | 1 | 1 | 124 | 124 | \$5,327.00 | \$5,706.00 | \$6,097.00 | \$6,355.00 | \$10,545.00 |
| | 1/2 | - | 4245NH | | JJ | 64 | 2 | 1 | - | 128 | \$7,538.00 | \$7,917.00 | \$8,308.00 | \$8,566.00 | \$12,756.00 |
| | 1 | 3162NH | 3164NH | | H | 8 | 1/2 | 2 | 86 | 90 | \$5,249.00 | \$5,688.00 | \$5,990.00 | \$6,258.00 | \$10,434.00 |
| | 1 | 4223NH | 4225NH | | L | 16 | 1 | 1 | 124 | 119 | \$5,370.00 | \$5,749.00 | \$6,140.00 | \$6,398.00 | \$10,588.00 |
| | 1 | - | 4255NH | | LL | 32 | 2 | 1 | - | 127 | \$7,415.00 | \$7,794.00 | \$8,185.00 | \$8,443.00 | \$12,633.00 |
| | 2 | - | 4265S1 | | RRS | 16 | 2 | 1 | - | 172 | \$6,034.50 | \$6,665.50 | \$7,056.50 | \$7,314.50 | \$11,504.50 |
| | 2 | 4233NH | 4235NH | | R | 8 | 1 | 2 | 148 | 148 | \$6,774.00 | \$7,274.00 | \$7,665.00 | \$7,923.00 | \$12,113.00 |
| | 2 | - | 4265NH | | RR | 16 | 2 | 2 | - | 156 | \$8,541.00 | \$9,041.00 | \$9,432.00 | \$9,690.00 | \$13,880.00 |
| | 3 | 9503NH | 9507NH | | RT | 5.5 | 1 | 3 | 187 | 184 | \$8,074.00 | \$8,703.00 | \$9,488.00 | \$9,722.00 | \$14,025.00 |
| 3 | - | 9510NH | | RRT | 11 | 2 | 3 | - | 194 | \$9,322.00 | \$9,951.00 | \$10,736.00 | \$10,970.00 | \$15,273.00 | |

NOTE: Fabric Chain Containers included on all models for up to 20' Lift. When ordering, specify code number(s), model, capacity, beam size, power supply, suspension, lift, extra control cord or power cord, (if required) and type of electrification (if required).

* For more information, Trolley adders/accessories or to order CM Universal Trolleys separately, see page 60.

ELECTRIC CHAIN HOISTS

CM LODESTAR ELECTRIC CHAIN HOIST



| | Capacity (Tons) | Product Code | | | Model | Hoist Lifting Speed (FPM) | Motor HP | Reeving | Weight (Pounds) | | User Price | | | | | | |
|--------------------------------------|-----------------|---|----------|----------|-------|---------------------------|----------|---------|-----------------|------------|--|-------------|-------------|----------------|--------------------------|---------------------------|------------------------------|
| | | Rigid Hook Suspension & Chain Container | | | | | | | 230-3-60 | 460-3-60 | 230-3-60 | 460-3-60 | Hoist Only | Lug Suspension | Universal Plain Trolley† | Universal Geared Trolley† | Universal Motorized Trolley† |
| | | 230-3-60 | 460-3-60 | 575-3-60 | | | | | | | | | | | | | |
| Two-Speed 10' Lift | 1/8 | 2707NH | 2708NH | 9366NH | A2 | 10/32 | 1/2 | 1 | 67 | 73 | \$4,003.00 | \$4,314.00 | \$4,616.00 | \$4,884.00 | \$9,060.00 | | |
| | 1/8 | 2717NH | 2718NH | 9384NH | AA2 | 20/60 | 1/2 | 1 | 74 | 75 | \$4,421.00 | \$4,732.00 | \$5,034.00 | \$5,302.00 | \$9,478.00 | | |
| | 1/4 | 2727NH | 2728NH | 9402NH | B2 | 5/16 | 1/2 | 1 | 67 | 73 | \$4,565.00 | \$4,876.00 | \$5,178.00 | \$5,446.00 | \$9,622.00 | | |
| | 1/4 | 2737NH | 2738NH | 9420NH | C2 | 10/32 | 1/2 | 1 | 73 | 74 | \$4,778.00 | \$5,089.00 | \$5,391.00 | \$5,659.00 | \$9,835.00 | | |
| | 1/2 | 2747NH | 2748NH | 9438NH | E2 | 2/8 | 1/2 | 2 | 76 | 82 | \$4,945.00 | \$5,370.00 | \$5,672.00 | \$5,940.00 | \$10,116.00 | | |
| | 1/2 | 2757NH | 2758NH | 9456NH | F2 | 5/16 | 1/2 | 1 | 74 | 74 | \$5,147.00 | \$5,458.00 | \$5,760.00 | \$6,028.00 | \$10,204.00 | | |
| | 1/2 | 3502NH | 3503NH | 9216NH | J2 | 10/32 | 1 | 1 | 116 | 117 | \$6,215.00 | \$6,580.00 | \$6,971.00 | \$7,229.00 | \$11,419.00 | | |
| | 1/2 | 3549NH | 3550NH | 9228NH | JJ2 | 21/64 | 2 | 1 | 130 | 130 | \$8,426.00 | \$8,791.00 | \$9,182.00 | \$9,440.00 | \$13,630.00 | | |
| | 1 | 2767NH | 2768NH | 9474NH | H2 | 2/8 | 1/2 | 2 | 83 | 84 | \$5,369.00 | \$5,794.00 | \$6,096.00 | \$6,364.00 | \$10,540.00 | | |
| | 1 | 3504NH | 3505NH | 9246NH | L2 | 5/16 | 1 | 1 | 116 | 117 | \$6,258.00 | \$6,623.00 | \$7,014.00 | \$7,272.00 | \$11,462.00 | | |
| | 1 | 3553NH | 3554NH | 9258NH | LL2 | 10/32 | 2 | 1 | 130 | 131 | \$8,303.00 | \$8,668.00 | \$9,059.00 | \$9,317.00 | \$13,507.00 | | |
| | 2 | 3506NH | 3507NH | 9276NH | R2 | 2/8 | 1 | 2 | 134 | 135 | \$7,355.00 | \$7,813.00 | \$8,204.00 | \$8,462.00 | \$12,652.00 | | |
| | 2 | 3561NH | 3562NH | 9288NH | RR2 | 5/16 | 2 | 2 | 149 | 149 | \$9,122.00 | \$9,580.00 | \$9,971.00 | \$10,229.00 | \$14,419.00 | | |
| | 3 | 9511NH | 9513NH | 9536NH | RT2 | 1/5.5 | 1 | 3 | 161 | 176 | \$8,348.00 | \$8,846.00 | \$9,631.00 | \$9,865.00 | \$14,168.00 | | |
| 3 | 9512NH | 9514NH | 9542NH | RRT2 | 3/11 | 2 | 3 | 176 | 174 | \$9,596.00 | \$10,094.00 | \$10,879.00 | \$11,113.00 | \$15,416.00 | | | |
| Variable Frequency Drive | 1/8*** | 2709NH | 2710NH | | A | 32 | 1/2 | 1 | 65 | 65 | See page 41 for new Lodestar VS available in these models. | | | | | | |
| | 1/4*** | 2726NH | 2729NH | | B | 16 | 1/2 | 1 | 65 | 65 | | | | | | | |
| | 1/4*** | 2734NH | 2736NH | | C | 32 | 1/2 | 1 | 65 | 65 | | | | | | | |
| | 1/2*** | 2730NH | 2731NH | | F | 16 | 1/2 | 1 | 65 | 65 | | | | | | | |
| 3 - Step Infinitely Variable Control | 1/2*** | 3635NH | 3636NH | | J | 32 | 1 | 1 | 110 | 110 | See page 41 for new Lodestar VS available in these models. | | | | | | |
| | 1/2*** | 3642NH | 3643NH | | JJ | 64 | 2 | 1 | 110 | 110 | | | | | | | |
| | 1*** | 3625NH | 3626NH | | L | 16 | 1 | 1 | 110 | 110 | | | | | | | |
| | 1*** | 3644NH | 3645NH | | LL | 32 | 2 | 1 | 110 | 110 | | | | | | | |
| 6 to 1 Speed Ratio | 2*** | 3646S1 | 3647S1 | | RRS | 16 | 2 | 1 | 161 | 162 | \$6,906.00 | \$7,537.00 | \$7,928.00 | \$8,186.00 | \$12,376.00 | | |
| | 2*** | 3632NH | 3633NH | | R | 8 | 1 | 2 | 110 | 110 | See page 41 for new Lodestar VS available in these models. | | | | | | |
| | 2*** | 3646NH | 3647NH | | RR | 16 | 2 | 2 | 110 | 110 | \$9,122.00 | \$9,580.00 | \$9,971.00 | \$10,229.00 | \$14,419.00 | | |
| 10' Lift | 3*** | 9531NH | 9534NH | | RT | 5.5 | 1 | 2 | 110 | 110 | See page 41 for new Lodestar VS available in these models. | | | | | | |
| | 3*** | 9539NH | 9540NH | | RRT | 11 | 2 | 2 | 110 | 110 | \$9,596.00 | \$10,094.00 | \$10,879.00 | \$11,113.00 | \$15,416.00 | | |

Fabric Chain Containers included on all models for up to 20' Lift.

NOTE: For Lodestar models not listed, please consult factory for pricing.

* Not CSA Approved.

**Control Cord drop is 4' less than Lift.

VFD units are factory set for 3-Step Infinitely Variable Control and include 3-Step Control Station and 115V interface card as standard.

NOTE: Universal Motorized Trolleys currently available @ 230/460V-3PH-60HZ power or 208V-3PH-60HZ power only.

† For more information, Trolley adders/accessories, or to order CM Universal Trolleys separately, see page 60.

CM LODESTAR ELECTRIC HOIST MODIFICATION CHARGES

Begin with standard 10' Lift and add extra charges

| Voltage | Models | Extra Chain Per Foot of Lift | Extra Control Cord Per Foot |
|--------------------------|------------|------------------------------|-----------------------------|
| 115-1-60 or 230/460-3-60 | A-AA-B-C-F | \$23.50 | \$10.30 |
| | E-H | \$47.00 | |
| | J-L-JJ-LL | \$30.70 | |
| | R-RR | \$61.40 | |
| | RT-RRT | \$92.10 | |
| | RRS | \$32.35 | |

CM LODESTAR ELECTRIC HOIST EXTRAS

| Description | User Price |
|---|------------|
| Weatherproofing (Hoist Only) | N/C |
| Acid Protection (Hoist Only) | N/C |
| Power Cord Strain Relief | \$77.00 |
| Extra Power Cord (Standard Length: 15') | \$10.30 |
| Up to 10' power cord supplied on Universal Motorized Trolley for no additional charge. For additional length beyond 10' please apply \$9.10 list Per Foot | |
| Extra Control Cord (Standard Length: 4' less than Lift) | \$10.30 |
| Thermal Switch (Klixon) in Hoist Motor | N/C |

CM LODESTAR PROTECTIVE COVERS

| Product Code | Fits Models | User Price |
|--------------|----------------------|------------|
| 22380 | Models A through H | \$169.00 |
| 21858 | Models J through RRT | \$184.00 |



ELECTRIC CHAIN HOISTS

CM LODESTAR ELECTRIC CHAIN HOIST

| | Capacity (Tons) | Product Code | | | Model | Hoist Lifting Speed (FPM) | Motor HP | Reeving | Weight (Pounds) | | User Price | | | |
|--------------------------|-----------------|---|--------------|----------|-------|---------------------------|----------|---------|-----------------|--------------|-------------|--------------------------|-----------------------------------|-----------------------------------|
| | | Rigid Hook Suspension & Chain Container | | | | | | | 115-1-60 | 230/460 3-60 | Hoist Only* | Hook or Low Headroom Lug | Low Headroom Trolley, Lug & Hoist | Motor Driven Trolley, Lug & Hoist |
| | | 115-1-60 | 230/460 3-60 | 575-3-60 | | | | | | | | | | |
| Single-Speed 10' Lift | 1/8 | 2702NH | 2705NH | 9358NH | A | 32 | 1/2 | 1 | 54 | 60 | \$3,310.00 | \$3,505.00 | \$4,075.00 | \$9,130.00 |
| | 1/8 | 2712NH | 2715NH | 9376NH | AA | 60 | 1/2 | 1 | 67 | 64 | \$3,728.00 | \$3,923.00 | \$4,493.00 | \$9,548.00 |
| | 1/4 | 2722NH | 2725NH | 9394NH | B | 16 | 1/2 | 1 | 53 | 61 | \$3,872.00 | \$4,067.00 | \$4,637.00 | \$9,692.00 |
| | 1/4 | 2732NH | 2735NH | 9412NH | C | 32 | 1/2 | 1 | 61 | 64 | \$4,085.00 | \$4,280.00 | \$4,850.00 | \$9,905.00 |
| | 1/2 | 2742NH | 2745NH | 9430NH | E | 8 | 1/2 | 2 | 71 | 69 | \$4,252.00 | \$4,506.00 | \$5,076.00 | \$10,144.00 |
| | 1/2 | 2752NH | 2755NH | 9448NH | F | 16 | 1/2 | 1 | 61 | 65 | \$4,454.00 | \$4,649.00 | \$5,219.00 | \$10,274.00 |
| | 1/2 | 3512NH | 3515NH | 9206NH | J | 32 | 1 | 1 | 110 | 110 | \$4,917.00 | \$5,151.00 | \$5,721.00 | \$10,800.00 |
| | 1/2 | - | 3545NH | 9220NH | JJ | 64 | 2 | 1 | - | 117 | \$7,128.00 | \$7,362.00 | \$7,932.00 | \$13,011.00 |
| | 1 | 2762NH | 2765NH | 9466NH | H | 8 | 1/2 | 2 | 72 | 73 | \$4,676.00 | \$4,930.00 | \$5,500.00 | \$10,568.00 |
| | 1 | 3522NH | 3525NH | 9236NH | L | 16 | 1 | 1 | 113 | 110 | \$4,960.00 | \$5,194.00 | \$5,764.00 | \$10,843.00 |
| | 1 | - | 3555NH | 9250NH | LL | 32 | 2 | 1 | - | 117 | \$7,005.00 | \$7,239.00 | \$7,809.00 | \$12,888.00 |
| | 2 | - | 3565S1 | - | RRS | 16 | 2 | 1 | - | 156 | \$5,608.00 | \$6,146.00 | \$7,175.00 | \$11,725.00 |
| | 2 | 3532NH | 3535NH | 9266NH | R | 8 | 1 | 2 | 131 | 130 | \$6,057.00 | \$6,378.00 | \$7,407.00 | \$11,957.00 |
| | 2 | - | 3565NH | 9280NH | RR | 16 | 2 | 2 | - | 135 | \$7,824.00 | \$8,145.00 | \$9,174.00 | \$13,724.00 |
| | 3 | 9501NH | 9505NH | 9533NH | RT | 5.5 | 1 | 3 | 158 | 158 | \$7,050.00 | \$7,802.00 | \$9,412.00 | \$14,451.00 |
| 3 | - | 9508NH | 9538NH | RRT | 11 | 2 | 3 | - | 162 | \$8,298.00 | \$9,050.00 | \$10,660.00 | \$15,699.00 | |
| Single-Speed 15' Lift | 1/8 | 3101NH | 3103NH | - | A | 32 | 1/2 | 1 | 59 | 64 | \$3,479.00 | \$3,674.00 | \$4,244.00 | \$9,247.50 |
| | 1/8 | 3111NH | 3113NH | - | AA | 60 | 1/2 | 1 | 67 | 79 | \$3,897.00 | \$4,092.00 | \$4,662.00 | \$9,665.50 |
| | 1/4 | 3121NH | 3123NH | - | B | 16 | 1/2 | 1 | 61 | 64 | \$4,041.00 | \$4,236.00 | \$4,806.00 | \$9,809.50 |
| | 1/4 | 3131NH | 3133NH | - | C | 32 | 1/2 | 1 | 66 | 75 | \$4,254.00 | \$4,449.00 | \$5,019.00 | \$10,022.50 |
| | 1/2 | 3141NH | 3143NH | - | E | 8 | 1/2 | 2 | 70 | 80 | \$4,538.50 | \$4,800.50 | \$5,370.50 | \$10,387.00 |
| | 1/2 | 3151NH | 3153NH | - | F | 16 | 1/2 | 1 | 67 | 72 | \$4,623.00 | \$4,818.00 | \$5,388.00 | \$10,391.50 |
| | 1/2 | 4212NH | 4214NH | - | J | 32 | 1 | 1 | 118 | 115 | \$5,122.00 | \$5,364.00 | \$5,934.00 | \$10,961.50 |
| | 1/2 | - | 4244NH | - | JJ | 64 | 2 | 1 | - | 123 | \$7,333.00 | \$7,575.00 | \$8,145.00 | \$13,172.50 |
| | 1 | 3161NH | 3163NH | - | H | 8 | 1/2 | 2 | 80 | 85 | \$4,962.50 | \$5,224.50 | \$5,794.50 | \$10,811.00 |
| | 1 | 4222NH | 4224NH | - | L | 16 | 1 | 1 | 120 | 114 | \$5,165.00 | \$5,407.00 | \$5,977.00 | \$11,004.50 |
| | 1 | - | 4254NH | - | LL | 32 | 2 | 1 | - | 122 | \$7,210.00 | \$7,452.00 | \$8,022.00 | \$13,049.50 |
| | 2 | - | 4264S1 | - | RRS | 16 | 2 | 1 | - | 164 | \$5,821.25 | \$6,359.25 | \$7,388.25 | \$11,886.75 |
| | 2 | 4232NH | 4234NH | - | R | 8 | 1 | 2 | 140 | 138 | \$6,415.50 | \$6,771.50 | \$7,800.50 | \$12,299.00 |
| | 2 | - | 4264NH | - | RR | 16 | 2 | 2 | - | 144 | \$8,182.50 | \$8,538.50 | \$9,567.50 | \$14,066.00 |
| | 3 | 9502NH | 9506NH | - | RT | 5.5 | 1 | 3 | 174 | 171 | \$7,562.00 | \$8,445.00 | \$10,055.00 | \$15,042.50 |
| 3 | - | 9509NH | - | RRT | 11 | 2 | 3 | - | 176 | \$8,810.00 | \$9,693.00 | \$11,303.00 | \$16,290.50 | |
| Single-Speed 20' Lift | 1/8 | 3102NH | 3104NH | - | A | 32 | 1/2 | 1 | 64 | 68 | \$3,648.00 | \$3,843.00 | \$4,413.00 | \$9,365.00 |
| | 1/8 | 3112NH | 3114NH | - | AA | 60 | 1/2 | 1 | 72 | 74 | \$4,066.00 | \$4,261.00 | \$4,831.00 | \$9,783.00 |
| | 1/4 | 3122NH | 3124NH | - | B | 16 | 1/2 | 1 | 64 | 72 | \$4,210.00 | \$4,405.00 | \$4,975.00 | \$9,927.00 |
| | 1/4 | 3132NH | 3134NH | - | C | 32 | 1/2 | 1 | 69 | 76 | \$4,423.00 | \$4,618.00 | \$5,188.00 | \$10,140.00 |
| | 1/2 | 3142NH | 3144NH | - | E | 8 | 1/2 | 2 | 80 | 88 | \$4,825.00 | \$5,093.00 | \$5,663.00 | \$10,628.00 |
| | 1/2 | 3152NH | 3154NH | - | F | 16 | 1/2 | 1 | 71 | 76 | \$4,792.00 | \$4,987.00 | \$5,557.00 | \$10,509.00 |
| | 1/2 | 4213NH | 4215NH | - | J | 32 | 1 | 1 | 124 | 124 | \$5,327.00 | \$5,575.00 | \$6,145.00 | \$11,121.00 |
| | 1/2 | - | 4245NH | - | JJ | 64 | 2 | 1 | - | 128 | \$7,538.00 | \$7,786.00 | \$8,356.00 | \$13,332.00 |
| | 1 | 3162NH | 3164NH | - | H | 8 | 1/2 | 2 | 86 | 90 | \$5,249.00 | \$5,517.00 | \$6,087.00 | \$11,052.00 |
| | 1 | 4223NH | 4225NH | - | L | 16 | 1 | 1 | 124 | 119 | \$5,370.00 | \$5,618.00 | \$6,188.00 | \$11,164.00 |
| | 1 | - | 4255NH | - | LL | 32 | 2 | 1 | - | 127 | \$7,415.00 | \$7,663.00 | \$8,233.00 | \$13,209.00 |
| | 2 | - | 4265S1 | - | RRS | 16 | 2 | 1 | - | 172 | \$6,034.50 | \$6,572.50 | \$7,601.50 | \$12,048.50 |
| | 2 | 4233NH | 4235NH | - | R | 8 | 1 | 2 | 148 | 148 | \$6,774.00 | \$7,137.00 | \$8,166.00 | \$12,613.00 |
| | 2 | - | 4265NH | - | RR | 16 | 2 | 2 | - | 156 | \$8,541.00 | \$8,904.00 | \$9,933.00 | \$14,380.00 |
| | 3 | 9503NH | 9507NH | - | RT | 5.5 | 1 | 3 | 187 | 184 | \$8,074.00 | \$8,957.00 | \$10,567.00 | \$15,503.00 |
| 3 | - | 9510NH | - | RRT | 11 | 2 | 3 | - | 194 | \$9,322.00 | \$10,205.00 | \$11,815.00 | \$16,751.00 | |

CSA APPROVED +

Fabric Chain Containers included on all models for up to 20' Lift.

* Hoist only without suspension & chain container must be ordered through the configurator.

** Rigid hook suspension & fabric chain container are standard with Hoist codes listed above.

When ordering, specify code number(s), model, capacity, beam size, power supply, suspension, lift, extra control cord or power cord, (if required) and type of electrification (if required).

NOTE: Base price of 10' Lift Hoist must be used for any modification.

Example: 460 volt Model L Lodestar with 10' Lift & 75 FPM Motor Driven Trolley. **SELECT:**

| Hoist w/Hook | - | Rigid Hook | + | Mdt Lug | + | Motor Driven Trolley | = | List Price |
|--------------|---|-------------|---|-------------|---|----------------------|---|-------------|
| Code 3525NH | - | Code 3651NH | + | Code 3679NH | + | Code 3672 | = | List Price |
| \$5,194.00 | - | \$133.00 | + | \$203.00 | + | \$5,579.00 | = | \$11,109.00 |

ELECTRIC CHAIN HOISTS

LODESTAR ELECTRIC CHAIN HOIST

| CSA APPROVED † | Capacity (Tons) | Product Code | | | Model | Hoist Lifting Speed (FPM) | Motor HP | Reeving | Weight (Pounds) | | User Price | | | |
|--------------------------------------|-----------------|---|----------|----------|-------|---------------------------|----------|---------|-----------------|--------------------------|--|-----------------------------------|-------------|-------------|
| | | Rigid Hook Suspension & Chain Container | | | | | | | Hoist Only* | Hook or Low Headroom Lug | Low Headroom Trolley, Lug & Hoist | Motor Driven Trolley, Lug & Hoist | | |
| | | 230-3-60 | 460-3-60 | 575-3-60 | | | | | | | | | 230-3-60 | 460-3-60 |
| Two-Speed 10' Lift | 1/8 | 2707NH | 2708NH | 9366NH | A2 | 10/32 | 1/2 | 1 | 67 | 73 | \$4,003.00 | \$4,198.00 | \$4,768.00 | \$9,823.00 |
| | 1/8 | 2717NH | 2718NH | 9384NH | AA2 | 20/60 | 1/2 | 1 | 74 | 75 | \$4,421.00 | \$4,616.00 | \$5,186.00 | \$10,241.00 |
| | 1/4 | 2727NH | 2728NH | 9402NH | B2 | 5/16 | 1/2 | 1 | 67 | 73 | \$4,565.00 | \$4,760.00 | \$5,330.00 | \$10,385.00 |
| | 1/4 | 2737NH | 2738NH | 9420NH | C2 | 10/32 | 1/2 | 1 | 73 | 74 | \$4,778.00 | \$4,973.00 | \$5,543.00 | \$10,598.00 |
| | 1/2 | 2747NH | 2748NH | 9438NH | E2 | 2/8 | 1/2 | 2 | 76 | 82 | \$4,945.00 | \$5,199.00 | \$5,769.00 | \$10,837.00 |
| | 1/2 | 2757NH | 2758NH | 9456NH | F2 | 5/16 | 1/2 | 1 | 74 | 74 | \$5,147.00 | \$5,342.00 | \$5,912.00 | \$10,967.00 |
| | 1/2 | 3502NH | 3503NH | 9216NH | J2 | 10/32 | 1 | 1 | 116 | 117 | \$6,215.00 | \$6,449.00 | \$7,019.00 | \$12,098.00 |
| | 1/2 | 3549NH | 3550NH | 9228NH | JJ2 | 21/64 | 2 | 1 | 130 | 130 | \$8,426.00 | \$8,660.00 | \$9,230.00 | \$14,309.00 |
| | 1 | 2767NH | 2768NH | 9474NH | H2 | 2/8 | 1/2 | 2 | 83 | 84 | \$5,369.00 | \$5,623.00 | \$6,193.00 | \$11,261.00 |
| | 1 | 3504NH | 3505NH | 9246NH | L2 | 5/16 | 1 | 1 | 116 | 117 | \$6,258.00 | \$6,492.00 | \$7,062.00 | \$12,141.00 |
| | 1 | 3553NH | 3554NH | 9258NH | LL2 | 10/32 | 2 | 1 | 130 | 131 | \$8,303.00 | \$8,537.00 | \$9,107.00 | \$14,186.00 |
| | 2 | 3506NH | 3507NH | 9276NH | R2 | 2/8 | 1 | 2 | 134 | 135 | \$7,355.00 | \$7,821.00 | \$8,850.00 | \$13,255.00 |
| | 2 | 3561NH | 3562NH | 9288NH | RR2 | 5/16 | 2 | 2 | 149 | 149 | \$9,122.00 | \$9,443.00 | \$10,472.00 | \$15,022.00 |
| | 3 | 9511NH | 9513NH | 9536NH | RT2 | 1/5.5 | 1 | 3 | 161 | 176 | \$8,348.00 | \$9,065.00 | \$10,675.00 | \$15,749.00 |
| | 3 | 9512NH | 9514NH | 9542NH | RRT2 | 3/11 | 2 | 3 | 176 | 174 | \$9,596.00 | \$10,348.00 | \$11,958.00 | \$16,997.00 |
| Variable Frequency Drive | 1/8*** | 2709NH | 2710NH | | A | 32 | 1/2 | 1 | 65 | 65 | See page 37 for new Lodestar VS available in these models. | | | |
| | 1/4*** | 2726NH | 2729NH | | B | 16 | 1/2 | 1 | 65 | 65 | | | | |
| | 1/4*** | 2734NH | 2736NH | | C | 32 | 1/2 | 1 | 65 | 65 | | | | |
| 3 - Step Infinitely Variable Control | 1/2*** | 2730NH | 2731NH | | F | 16 | 1/2 | 1 | 65 | 65 | See page 37 for new Lodestar VS available in these models. | | | |
| | 1/2*** | 3635NH | 3636NH | | J | 32 | 1 | 1 | 110 | 110 | | | | |
| | 1/2*** | 3642NH | 3643NH | | JJ | 64 | 2 | 1 | 110 | 110 | | | | |
| | 1*** | 3625NH | 3626NH | | L | 16 | 1 | 1 | 110 | 110 | | | | |
| 6 to 1 Speed Ratio | 1*** | 3644NH | 3645NH | | LL | 32 | 2 | 1 | 110 | 110 | \$8,303.00 | \$8,537.00 | \$9,107.00 | \$14,186.00 |
| | 2*** | 3646S1 | 3647S1 | | RRS | 16 | 2 | 1 | 161 | 162 | \$6,906.00 | \$7,299.00 | \$7,869.00 | \$12,948.00 |
| | 2*** | 3632NH | 3633NH | | R | 8 | 1 | 2 | 110 | 110 | See page 37 for new Lodestar VS available in these models. | | | |
| 10' Lift | 2*** | 3646NH | 3647NH | | RR | 16 | 2 | 2 | 110 | 110 | \$9,122.00 | \$9,443.00 | \$10,472.00 | \$15,022.00 |
| | 3*** | 9531NH | 9534NH | | RT | 5.5 | 1 | 2 | 110 | 110 | See page 37 for new Lodestar VS available in these models. | | | |
| | 3*** | 9539NH | 9540NH | | RRT | 11 | 2 | 2 | 110 | 110 | \$9,596.00 | \$10,348.00 | \$11,958.00 | \$16,997.00 |

NOTE: For Lodestar models not listed, please consult factory for pricing.
 Fabric Chain Containers included on all models for up to 20' Lift.
 * Hoist only without suspension & chain container must be ordered through the configurator.
 ** Rigid hook suspension & fabric chain container are standard with Hoist codes listed above.
 *** Not CSA Approved.
 Control Cord drop is 4' less than Lift.

VFD units are factory set for 3-Step Infinitely Variable Control and include 3-Step Control Station and 115V interface card as standard.

CM LODESTAR ELECTRIC HOIST MODIFICATION CHARGES

Begin with standard 10' Lift and add extra charges

| Voltage | Models | Extra Chain Per Foot of Lift | Extra Control Cord Per Foot |
|--------------------------|------------|------------------------------|-----------------------------|
| 115-1-60 or 230/460-3-60 | A-AA-B-C-F | \$23.50 | \$10.30 |
| | E-H | \$47.00 | |
| | J-L-JJ-LL | \$30.70 | |
| | R-RR | \$61.40 | |
| | RT-RRT | \$92.10 | |
| | RRS | \$32.35 | |

CM LODESTAR ELECTRIC HOIST EXTRAS

| Description | User Price |
|---|------------|
| Weatherproofing (Hoist Only) | N/C |
| Acid Protection (Hoist Only) | N/C |
| Power Cord Strain Relief | \$100.00 |
| Extra Power Cord (Standard Length: 15') | \$10.30 |
| Extra Control Cord (Standard Length: 4' less than Lift) | \$10.30 |
| Acid Protection Low Headroom Trolley | N/C |
| Thermal Switch (Klixon) in Hoist Motor | N/C |

CM LODESTAR ELECTRIC HOIST SUSPENSIONS

| | Product Code | Models | Weight (Pounds) | User Price |
|------------------------------------|--------------|------------|-----------------|------------|
| Rigid Hook** | 2788NH | A-AA-B-C-F | 2 | \$94.00 |
| | 2789NH | E-H | 4 | \$153.00 |
| | 3651NH | J-L-JJ-LL | 4 | \$133.00 |
| | 3658NH | R-RR | 8 | \$206.00 |
| Rigid Latchlok Hook | 9559NH | RT-RRT | 7 | \$602.00 |
| | 2790NH | A-AA-B-C-F | 3 | \$349.00 |
| Swivel Hook | 3652NH | J-L-JJ-LL | 5 | \$386.00 |
| | 2792NH | A-AA-B-C-F | 2 | \$94.00 |
| | 2793NH | E-H | 4 | \$153.00 |
| | 3661NH | J-L-JJ-LL | 4 | \$133.00 |
| | 3660NH | R-RR | 8 | \$206.00 |
| | 9557NH | RT-RRT | 7 | \$602.00 |
| Swivel Latchlok Hook | 2796NH | A-AA-B-C-F | 3 | \$349.00 |
| | 3662NH | J-L-JJ-LL | 5 | \$386.00 |
| | 3663NH | R-RR | 9 | \$557.00 |
| Rigid Lug for Low Headroom Trolley | 2778NH | A-AA-B-C-F | 2 | \$94.00 |
| | 2779NH | E-H | 3 | \$153.00 |
| | 3677NH | J-L-JJ-LL | 4 | \$133.00 |
| | 3668NH | R-RR | 6 | \$206.00 |
| | 9561NH | RT-RRT | 5 | \$602.00 |
| Rigid Lug for Motor Driven Trolley | 2992NH | A-AA-B-C-F | 2 | \$140.00 |
| | 2993NH | E-H | 3 | \$212.00 |
| | 3679NH | J-L-JJ-LL | 4 | \$203.00 |
| | 3668NH | R-RR | 6 | \$206.00 |
| | 9561NH | RT-RRT | 5 | \$602.00 |

CM LODESTAR PROTECTIVE COVERS

| Product Code | Fits Models | User Price |
|--------------|----------------------|------------|
| 22380 | Models A through H | \$169.00 |
| 21858 | Models J through RRT | \$184.00 |



ELECTRIC CHAIN HOISTS**CM HOIST SUSPENSIONS FOR 2-TON, SINGLE REEVED UNITS (MODEL RRS)**

| Type | Product Code | Weight | User Price |
|-----------------------|--------------------------|--------|------------|
| Swivel Hook | 10001574 | 5.4 | \$284.00 |
| Rigid Hook | 10001573 | 5.6 | \$284.00 |
| | 10001573X (cross mount)" | 5.6 | \$284.00 |
| Rigid Lug | 10001577 | 3.6 | \$284.00 |
| | 10001577X (cross mount)" | 3.6 | \$284.00 |
| Rigid Latchlok Hook | 10001575 | 5.2 | \$659.00 |
| | 10001575X (cross mount)" | 5.2 | \$659.00 |
| Swivel Latchlok Hook | 10001576 | 5 | \$659.00 |
| Universal Trolley Lug | 10001578 | – | \$371.00 |
| | 10001578X (cross mount)" | – | \$365.00 |

ELECTRIC CHAIN HOISTS



LODESTAR ELECTRIC CHAIN HOIST WITH 635 LOWHEADROOM PUSH TROLLEY – EASY ORDER KITS

NOTE: TROLLEYS DO NOT INCLUDE TROLLEY GUARDS THEREFORE PRODUCT IS NOT CSA APPROVED AS STANDARD.

| | 115V | 460V/230V | Model | Capacity (Tons) | Hoist Lifting Speed (FPM) | Motor HP | Reeving | Trolley Flange Range | 115V Total Weight (Pounds) | 460V/230V Total Weight (Pounds) | User Price |
|--------------------------|--------------|--------------|-------|-----------------|---------------------------|----------|----------------|----------------------|----------------------------|---------------------------------|-------------|
| Single-Speed 10' Lift | LNT1232BA110 | LNT1232BA210 | A | 1/8 | 32 | 1/2 | 1 | 2.625" to 5.625" | 96 | 93 | \$4,075.00 |
| | LNT1260BA110 | LNT1260BA210 | AA | 1/8 | 60 | 1/2 | 1 | 2.625" to 5.625" | 96 | 93 | \$4,493.00 |
| | LNT2516BA110 | LNT2516BA210 | B | 1/4 | 16 | 1/2 | 1 | 2.625" to 5.625" | 96 | 93 | \$4,637.00 |
| | LNT2532BA110 | LNT2532BA210 | C | 1/4 | 32 | 1/2 | 1 | 2.625" to 5.625" | 96 | 93 | \$4,850.00 |
| | LNT5008BA110 | LNT5008BA210 | E | 1/2 | 8 | 1/2 | 2 | 2.625" to 5.625" | 111 | 108 | \$5,076.00 |
| | LNT5016BA110 | LNT5016BA210 | F | 1/2 | 16 | 1/2 | 1 | 2.625" to 5.625" | 96 | 93 | \$5,219.00 |
| | LNT5032BA110 | LNT5032BA210 | J | 1/2 | 32 | 1 | 1 | 2.625" to 5.625" | 154 | 154 | \$5,721.00 |
| | – | LNT5064BA210 | JJ | 1/2 | 64 | 2 | 1 | 2.625" to 5.625" | – | 162 | \$7,932.00 |
| | LNT0108BA110 | LNT0108BA210 | H | 1 | 8 | 1/2 | 2 | 2.625" to 5.625" | 111 | 108 | \$5,500.00 |
| | LNT0116BA110 | LNT0116BA210 | L | 1 | 16 | 1 | 1 | 2.625" to 5.625" | 154 | 154 | \$5,764.00 |
| | – | LNT0132BA210 | LL | 1 | 32 | 2 | 1 | 2.625" to 5.625" | – | 162 | \$7,809.00 |
| | – | LNT02RSBB210 | RRS | 2 | 16 | 2 | 1 | 3.375" to 5.625" | – | 216 | \$7,175.00 |
| | LNT0208BB110 | LNT0208BB210 | R | 2 | 8 | 1 | 2 | 3.375" to 5.625" | 194 | 208 | \$7,407.00 |
| | – | LNT0216BB210 | RR | 2 | 16 | 2 | 2 | 3.375" to 5.625" | – | 216 | \$9,174.00 |
| | LNT0305BC110 | LNT0305BC210 | RT | 3 | 5.5 | 1 | 3 | 4.00" to 6.00" | – | 255 | \$9,412.00 |
| – | LNT0311BC210 | RRT | 3 | 11 | 2 | 3 | 4.00" to 6.00" | – | 265 | \$10,660.00 | |
| Single-Speed 15' Lift | LNT1232BA115 | LNT1232BA215 | A | 1/8 | 32 | 1/2 | 1 | 2.625" to 5.625" | 99 | 96 | \$4,244.00 |
| | LNT1260BA115 | LNT1260BA215 | AA | 1/8 | 60 | 1/2 | 1 | 2.625" to 5.625" | 99 | 96 | \$4,662.00 |
| | LNT2516BA115 | LNT2516BA215 | B | 1/4 | 16 | 1/2 | 1 | 2.625" to 5.625" | 99 | 96 | \$4,806.00 |
| | LNT2532BA115 | LNT2532BA215 | C | 1/4 | 32 | 1/2 | 1 | 2.625" to 5.625" | 99 | 96 | \$5,019.00 |
| | LNT5008BA115 | LNT5008BA215 | E | 1/2 | 8 | 1/2 | 2 | 2.625" to 5.625" | 117 | 114 | \$5,370.50 |
| | LNT5016BA115 | LNT5016BA215 | F | 1/2 | 16 | 1/2 | 1 | 2.625" to 5.625" | 99 | 96 | \$5,388.00 |
| | LNT5032BA115 | LNT5032BA215 | J | 1/2 | 32 | 1 | 1 | 2.625" to 5.625" | 160 | 160 | \$5,934.00 |
| | – | LNT5064BA215 | JJ | 1/2 | 64 | 2 | 1 | 2.625" to 5.625" | – | 167 | \$8,145.00 |
| | LNT0108BA115 | LNT0108BA215 | H | 1 | 8 | 1/2 | 2 | 2.625" to 5.625" | 117 | 114 | \$5,794.50 |
| | LNT0116BA115 | LNT0116BA215 | L | 1 | 16 | 1 | 1 | 2.625" to 5.625" | 160 | 160 | \$5,977.00 |
| | – | LNT0132BA215 | LL | 1 | 32 | 2 | 1 | 2.625" to 5.625" | – | 167 | \$8,022.00 |
| | – | LNT02RSBB215 | RRS | 2 | 16 | 2 | 1 | 3.375" to 5.625" | – | 223 | \$7,388.25 |
| | LNT0208BB115 | LNT0208BB215 | R | 2 | 8 | 1 | 2 | 3.375" to 5.625" | 222 | 222 | \$7,800.50 |
| | – | LNT0216BB215 | RR | 2 | 16 | 2 | 2 | 3.375" to 5.625" | – | 297 | \$9,567.50 |
| | LNT0305BC115 | LNT0305BC215 | RT | 3 | 5.5 | 1 | 3 | 4.00" to 6.00" | 288 | 280 | \$10,055.00 |
| – | LNT0311BC215 | RRT | 3 | 11 | 2 | 3 | 4.00" to 6.00" | – | 280 | \$11,303.00 | |
| Single-Speed 20' Lift | LNT1232BA120 | LNT1232BA220 | A | 1/8 | 32 | 1/2 | 1 | 2.625" to 5.625" | 102 | 99 | \$4,413.00 |
| | LNT1260BA120 | LNT1260BA220 | AA | 1/8 | 60 | 1/2 | 1 | 2.625" to 5.625" | 102 | 99 | \$4,831.00 |
| | LNT2516BA120 | LNT2516BA220 | B | 1/4 | 16 | 1/2 | 1 | 2.625" to 5.625" | 102 | 99 | \$4,975.00 |
| | LNT2532BA120 | LNT2532BA220 | C | 1/4 | 32 | 1/2 | 1 | 2.625" to 5.625" | 102 | 99 | \$5,188.00 |
| | LNT5008BA120 | LNT5008BA220 | E | 1/2 | 8 | 1/2 | 2 | 2.625" to 5.625" | 124 | 121 | \$5,663.00 |
| | LNT5016BA120 | LNT5016BA220 | F | 1/2 | 16 | 1/2 | 1 | 2.625" to 5.625" | 102 | 99 | \$5,557.00 |
| | LNT5032BA120 | LNT5032BA220 | J | 1/2 | 32 | 1 | 1 | 2.625" to 5.625" | 164 | 164 | \$6,145.00 |
| | – | LNT5064BA220 | JJ | 1/2 | 64 | 2 | 1 | 2.625" to 5.625" | – | 171 | \$8,356.00 |
| | LNT0108BA120 | LNT0108BA220 | H | 1 | 8 | 1/2 | 2 | 2.625" to 5.625" | 124 | 121 | \$6,087.00 |
| | LNT0116BA120 | LNT0116BA220 | L | 1 | 16 | 1 | 1 | 2.625" to 5.625" | 164 | 164 | \$6,188.00 |
| | – | LNT0132BA220 | LL | 1 | 32 | 2 | 1 | 2.625" to 5.625" | – | 171 | \$8,233.00 |
| | – | LNT02RSBB220 | RRS | 2 | 16 | 2 | 1 | 3.375" to 5.625" | – | 230 | \$7,601.50 |
| | LNT0208BB120 | LNT0208BB220 | R | 2 | 8 | 1 | 2 | 3.375" to 5.625" | 232 | 236 | \$8,166.00 |
| | – | LNT0216BB220 | RR | 2 | 16 | 2 | 2 | 3.375" to 5.625" | – | 252 | \$9,933.00 |
| | LNT0305BC120 | LNT0305BC220 | RT | 3 | 5.5 | 1 | 3 | 4.00" to 6.00" | 315 | 310 | \$10,567.00 |
| – | LNT0311BC220 | RRT | 3 | 11 | 2 | 3 | 4.00" to 6.00" | – | 295 | \$11,815.00 | |

Fabric Chain Containers included on all models for up to 20' Lift.
When ordering, please verify beam size, power supply, lift, and lifting speed requirements.

NOTE: Hoist and Trolley do not ship pre-mounted.

ELECTRIC CHAIN HOISTS



LODESTAR ELECTRIC CHAIN HOIST WITH 635 MOTOR DRIVEN TROLLEY – EASY ORDER KITS

NOTE: PRODUCT IS CSA APPROVED.

| | 115V | 460V/230V | Model | Capacity (Tons) | Hoist Lifting Speed (FPM) | Motor HP | Reeving | Trolley Traverse (FPM) | Trolley Flange Range | 115V Total Weight (Pounds) | 460V/230V Total Weight (Pounds) | User Price |
|--------------------------|---------------|---------------|-------|-----------------|---------------------------|----------|---------|------------------------|----------------------|----------------------------|---------------------------------|-------------|
| Single-Speed 10' Lift | LNT1232A1B110 | LNT1232A1B210 | A | 1/8 | 32 | 1/2 | 1 | 75 | 3.375" to 5.625" | 191 | 182 | \$9,905.00 |
| | LNT1260A1B110 | LNT1260A1B210 | AA | 1/8 | 60 | 1/2 | 1 | 75 | 3.375" to 5.625" | 191 | 182 | \$10,323.00 |
| | LNT2516A1B110 | LNT2516A1B210 | B | 1/4 | 16 | 1/2 | 1 | 75 | 3.375" to 5.625" | 191 | 182 | \$10,467.00 |
| | LNT2532A1B110 | LNT2532A1B210 | C | 1/4 | 32 | 1/2 | 1 | 75 | 3.375" to 5.625" | 191 | 182 | \$10,680.00 |
| | LNT5008A1B110 | LNT5008A1B210 | E | 1/2 | 8 | 1/2 | 2 | 75 | 3.375" to 5.625" | 206 | 197 | \$10,919.00 |
| | LNT5016A1B110 | LNT5016A1B210 | F | 1/2 | 16 | 1/2 | 1 | 75 | 3.375" to 5.625" | 191 | 182 | \$11,049.00 |
| | LNT5032A1B110 | LNT5032A1B210 | J | 1/2 | 32 | 1 | 1 | 75 | 3.375" to 5.625" | 249 | 243 | \$11,575.00 |
| | – | LNT5064A1B210 | JJ | 1/2 | 64 | 2 | 1 | 75 | 3.375" to 5.625" | – | 251 | \$13,786.00 |
| | LNT0108A1B110 | LNT0108A1B210 | H | 1 | 8 | 1/2 | 2 | 75 | 3.375" to 5.625" | 206 | 197 | \$11,343.00 |
| | LNT0116A1B110 | LNT0116A1B210 | L | 1 | 16 | 1 | 1 | 75 | 3.375" to 5.625" | 249 | 243 | \$11,618.00 |
| | – | LNT0132A1B210 | LL | 1 | 32 | 2 | 1 | 75 | 3.375" to 5.625" | – | 251 | \$13,663.00 |
| | – | LNT02RSA1B210 | RRS | 2 | 16 | 2 | 1 | 75 | 3.375" to 5.625" | – | 276 | \$12,500.00 |
| | LNT0208A1B110 | LNT0208A1B210 | R | 2 | 8 | 1 | 2 | 75 | 3.375" to 5.625" | 260 | 268 | \$12,732.00 |
| | – | LNT0216A1B210 | RR | 2 | 16 | 2 | 2 | 75 | 3.375" to 5.625" | – | 276 | \$14,499.00 |
| LNT0305A1C110 | LNT0305A1C210 | RT | 3 | 5.5 | 1 | 3 | 75 | 4.00" to 5.625" | 298 | 298 | \$15,226.00 | |
| – | LNT0311A1C210 | RRT | 3 | 11 | 2 | 3 | 75 | 4.00" to 5.625" | – | 308 | \$16,474.00 | |
| Single-Speed 15' Lift | LNT1232A1B115 | LNT1232A1B215 | A | 1/8 | 32 | 1/2 | 1 | 75 | 3.375" to 5.625" | 194 | 185 | \$10,022.50 |
| | LNT1260A1B115 | LNT1260A1B215 | AA | 1/8 | 60 | 1/2 | 1 | 75 | 3.375" to 5.625" | 194 | 185 | \$10,440.50 |
| | LNT2516A1B115 | LNT2516A1B215 | B | 1/4 | 16 | 1/2 | 1 | 75 | 3.375" to 5.625" | 194 | 185 | \$10,584.50 |
| | LNT2532A1B115 | LNT2532A1B215 | C | 1/4 | 32 | 1/2 | 1 | 75 | 3.375" to 5.625" | 194 | 185 | \$10,797.50 |
| | LNT5008A1B115 | LNT5008A1B215 | E | 1/2 | 8 | 1/2 | 2 | 75 | 3.375" to 5.625" | 212 | 203 | \$11,162.00 |
| | LNT5016A1B115 | LNT5016A1B215 | F | 1/2 | 16 | 1/2 | 1 | 75 | 3.375" to 5.625" | 194 | 185 | \$11,166.50 |
| | LNT5032A1B115 | LNT5032A1B215 | J | 1/2 | 32 | 1 | 1 | 75 | 3.375" to 5.625" | 255 | 249 | \$11,736.50 |
| | – | LNT5064A1B215 | JJ | 1/2 | 64 | 2 | 1 | 75 | 3.375" to 5.625" | – | 256 | \$13,947.50 |
| | LNT0108A1B115 | LNT0108A1B215 | H | 1 | 8 | 1/2 | 2 | 75 | 3.375" to 5.625" | 212 | 203 | \$11,586.00 |
| | LNT0116A1B115 | LNT0116A1B215 | L | 1 | 16 | 1 | 1 | 75 | 3.375" to 5.625" | 255 | 249 | \$11,779.50 |
| | – | LNT0132A1B215 | LL | 1 | 32 | 2 | 1 | 75 | 3.375" to 5.625" | – | 256 | \$13,824.50 |
| | – | LNT02RSA1B215 | RRS | 2 | 16 | 2 | 1 | 75 | 3.375" to 5.625" | – | 283 | \$12,661.75 |
| | LNT0208A1B115 | LNT0208A1B215 | R | 2 | 8 | 1 | 2 | 75 | 3.375" to 5.625" | 284 | 282 | \$13,074.00 |
| | – | LNT0216A1B215 | RR | 2 | 16 | 2 | 2 | 75 | 3.375" to 5.625" | – | 297 | \$14,841.00 |
| LNT0305A1C115 | LNT0305A1C215 | RT | 3 | 5.5 | 1 | 3 | 75 | 4.00" to 5.625" | 315 | 313 | \$15,817.50 | |
| – | LNT0311A1C215 | RRT | 3 | 11 | 2 | 3 | 75 | 4.00" to 5.625" | – | 323 | \$17,065.50 | |
| Single-Speed 20' Lift | LNT1232A1B120 | LNT1232A1B220 | A | 1/8 | 32 | 1/2 | 1 | 75 | 3.375" to 5.625" | 197 | 188 | \$10,140.00 |
| | LNT1260A1B120 | LNT1260A1B220 | AA | 1/8 | 60 | 1/2 | 1 | 75 | 3.375" to 5.625" | 197 | 188 | \$10,558.00 |
| | LNT2516A1B120 | LNT2516A1B220 | B | 1/4 | 16 | 1/2 | 1 | 75 | 3.375" to 5.625" | 197 | 188 | \$10,702.00 |
| | LNT2532A1B120 | LNT2532A1B220 | C | 1/4 | 32 | 1/2 | 1 | 75 | 3.375" to 5.625" | 197 | 188 | \$10,915.00 |
| | LNT5008A1B120 | LNT5008A1B220 | E | 1/2 | 8 | 1/2 | 2 | 75 | 3.375" to 5.625" | 219 | 210 | \$11,403.00 |
| | LNT5016A1B120 | LNT5016A1B220 | F | 1/2 | 16 | 1/2 | 1 | 75 | 3.375" to 5.625" | 197 | 188 | \$11,284.00 |
| | LNT5032A1B120 | LNT5032A1B220 | J | 1/2 | 32 | 1 | 1 | 75 | 3.375" to 5.625" | 259 | 253 | \$11,896.00 |
| | – | LNT5064A1B220 | JJ | 1/2 | 64 | 2 | 1 | 75 | 3.375" to 5.625" | – | 260 | \$14,107.00 |
| | LNT0108A1B120 | LNT0108A1B220 | H | 1 | 8 | 1/2 | 2 | 75 | 3.375" to 5.625" | 219 | 210 | \$11,827.00 |
| | LNT0116A1B120 | LNT0116A1B220 | L | 1 | 16 | 1 | 1 | 75 | 3.375" to 5.625" | 259 | 253 | \$11,939.00 |
| | – | LNT0132A1B220 | LL | 1 | 32 | 2 | 1 | 75 | 3.375" to 5.625" | – | 260 | \$13,984.00 |
| | – | LNT02RSA1B220 | RRS | 2 | 16 | 2 | 1 | 75 | 3.375" to 5.625" | – | 290 | \$12,823.50 |
| | LNT0208A1B120 | LNT0208A1B220 | R | 2 | 8 | 1 | 2 | 75 | 3.375" to 5.625" | 293 | 296 | \$13,388.00 |
| | – | LNT0216A1B220 | RR | 2 | 16 | 2 | 2 | 75 | 3.375" to 5.625" | – | 312 | \$15,155.00 |
| LNT0305A1C120 | LNT0305A1C220 | RT | 3 | 5.5 | 1 | 3 | 75 | 4.00" to 5.625" | 330 | 328 | \$16,278.00 | |
| – | LNT0311A1C220 | RRT | 3 | 11 | 2 | 3 | 75 | 4.00" to 5.625" | – | 338 | \$17,526.00 | |

Fabric Chain Containers included on all models for up to 20' Lift
When ordering, please verify beam size, power supply, lift, lifting speed and Trolley traverse requirements.

Note: Trolley includes 6-button control station including on/off Buttons and mainline contactor. Hoist and Trolley do not ship pre-mounted.

ELECTRIC CHAIN HOISTS

LODESTAR VS VARIABLE SPEED ELECTRIC CHAIN HOIST



| Capacity (Tons) | Standard Lift (Ft.) | Model | Hoist Lifting Speed (FPM) | Motor HP | Reeving | Control Type | New! Single Phase Product Code | Single Phase Power Supply | Three Phase Product Code | Three Phase Power Supply | Weight (Pounds) | User Price | | | | | | | |
|-----------------|---------------------|-------|---------------------------|----------|---------|----------------------|--------------------------------|---------------------------|--------------------------|--------------------------|-----------------|-------------|--------------------------|--|----------------------|----------------|---|----------------|----------------------|
| | | | | | | | | | | | | Hoist Only* | Hook or Low Headroom Lug | Hoist With Series 635 Trolley (Includes Lug) | | Lug Suspension | Hoist With Universal Trolley (Includes Lug) | | |
| | | | | | | | | | | | | | | Low Headroom Trolley | Motor Driven Trolley | | Plain Trolley | Geared Trolley | Motor Driven Trolley |
| 1/8 | 10 | A | 32 | 1/2 | 1 | 2-Step, Multi-Step | LV01321D102MA | 115-1-60 | LV01321A102MA | 230-3-60 | 75 | \$3,537.00 | \$3,732.00 | \$4,302.00 | \$9,357.00 | \$3,848.00 | \$4,150.00 | \$4,418.00 | N/A |
| | | | | | | 3-Step Inf. Variable | LV01321D103VA | 115-1-60 | LV01321A103VA | 230-3-60 | | \$3,820.00 | \$4,015.00 | \$4,585.00 | \$9,640.00 | \$4,131.00 | \$4,433.00 | \$4,701.00 | N/A |
| | | | | | | 2-Step, Multi-Step | - | - | LV01321B102MA | 460-3-60 | | \$3,537.00 | \$3,732.00 | \$4,302.00 | \$9,357.00 | \$3,848.00 | \$4,150.00 | \$4,418.00 | N/A |
| | | | | | | 3-Step Inf. Variable | - | - | LV01321B103VA | 460-3-60 | | \$3,820.00 | \$4,015.00 | \$4,585.00 | \$9,640.00 | \$4,131.00 | \$4,433.00 | \$4,701.00 | N/A |
| 1/8 | 10 | AA | 60 | 1/2 | 1 | 2-Step, Multi-Step | LV01601D102MA | 115-1-60 | LV01601A102MA | 230-3-60 | 75 | \$3,955.00 | \$4,150.00 | \$4,720.00 | \$9,775.00 | \$4,266.00 | \$4,568.00 | \$4,836.00 | N/A |
| | | | | | | 3-Step Inf. Variable | LV01601D103VA | 115-1-60 | LV01601A103VA | 230-3-60 | | \$4,238.00 | \$4,433.00 | \$5,003.00 | \$10,058.00 | \$4,549.00 | \$4,851.00 | \$5,119.00 | N/A |
| | | | | | | 2-Step, Multi-Step | - | - | LV01601B102MA | 460-3-60 | | \$3,955.00 | \$4,150.00 | \$4,720.00 | \$9,775.00 | \$4,266.00 | \$4,568.00 | \$4,836.00 | N/A |
| | | | | | | 3-Step Inf. Variable | - | - | LV01601B103VA | 460-3-60 | | \$4,238.00 | \$4,433.00 | \$5,003.00 | \$10,058.00 | \$4,549.00 | \$4,851.00 | \$5,119.00 | N/A |
| 1/4 | 10 | B | 16 | 1/2 | 1 | 2-Step, Multi-Step | LV02161D102MA | 115-1-60 | LV02161A102MA | 230-3-60 | 75 | \$4,099.00 | \$4,294.00 | \$4,864.00 | \$9,919.00 | \$4,410.00 | \$4,712.00 | \$4,980.00 | N/A |
| | | | | | | 3-Step Inf. Variable | LV02161D103VA | 115-1-60 | LV02161A103VA | 230-3-60 | | \$4,382.00 | \$4,577.00 | \$5,147.00 | \$10,202.00 | \$4,693.00 | \$4,995.00 | \$5,263.00 | N/A |
| | | | | | | 2-Step, Multi-Step | - | - | LV02161B102MA | 460-3-60 | | \$4,099.00 | \$4,294.00 | \$4,864.00 | \$9,919.00 | \$4,410.00 | \$4,712.00 | \$4,980.00 | N/A |
| | | | | | | 3-Step Inf. Variable | - | - | LV02161B103VA | 460-3-60 | | \$4,382.00 | \$4,577.00 | \$5,147.00 | \$10,202.00 | \$4,693.00 | \$4,995.00 | \$5,263.00 | N/A |
| 1/4 | 10 | C | 32 | 1/2 | 1 | 2-Step, Multi-Step | LV02321D102MA | 115-1-60 | LV02321A102MA | 230-3-60 | 75 | \$4,312.00 | \$4,507.00 | \$5,077.00 | \$10,132.00 | \$4,623.00 | \$4,925.00 | \$5,193.00 | N/A |
| | | | | | | 3-Step Inf. Variable | LV02321D103VA | 115-1-60 | LV02321A103VA | 230-3-60 | | \$4,595.00 | \$4,790.00 | \$5,360.00 | \$10,415.00 | \$4,906.00 | \$5,208.00 | \$5,476.00 | N/A |
| | | | | | | 2-Step, Multi-Step | - | - | LV02321B102MA | 460-3-60 | | \$4,312.00 | \$4,507.00 | \$5,077.00 | \$10,132.00 | \$4,623.00 | \$4,925.00 | \$5,193.00 | N/A |
| | | | | | | 3-Step Inf. Variable | - | - | LV02321B103VA | 460-3-60 | | \$4,595.00 | \$4,790.00 | \$5,360.00 | \$10,415.00 | \$4,906.00 | \$5,208.00 | \$5,476.00 | N/A |
| 1/2 | 10 | E | 8 | 1/2 | 2 | 2-Step, Multi-Step | LV05082D102MA | 115-1-60 | LV05082A102MA | 230-3-60 | 90 | \$4,479.00 | \$4,733.00 | \$5,303.00 | \$10,371.00 | \$4,904.00 | \$5,206.00 | \$5,474.00 | N/A |
| | | | | | | 3-Step Inf. Variable | LV05082D103VA | 115-1-60 | LV05082A103VA | 230-3-60 | | \$4,762.00 | \$5,016.00 | \$5,586.00 | \$10,654.00 | \$5,187.00 | \$5,489.00 | \$5,757.00 | N/A |
| | | | | | | 2-Step, Multi-Step | - | - | LV05082B102MA | 460-3-60 | | \$4,479.00 | \$4,733.00 | \$5,303.00 | \$10,371.00 | \$4,904.00 | \$5,206.00 | \$5,474.00 | N/A |
| | | | | | | 3-Step Inf. Variable | - | - | LV05082B103VA | 460-3-60 | | \$4,762.00 | \$5,016.00 | \$5,586.00 | \$10,654.00 | \$5,187.00 | \$5,489.00 | \$5,757.00 | N/A |
| 1/2 | 10 | F | 16 | 1/2 | 1 | 2-Step, Multi-Step | LV05161D102MA | 115-1-60 | LV05161A102MA | 230-3-60 | 75 | \$4,681.00 | \$4,876.00 | \$5,446.00 | \$10,501.00 | \$4,992.00 | \$5,294.00 | \$5,562.00 | N/A |
| | | | | | | 3-Step Inf. Variable | LV05161D103VA | 115-1-60 | LV05161A103VA | 230-3-60 | | \$4,964.00 | \$5,159.00 | \$5,729.00 | \$10,784.00 | \$5,275.00 | \$5,577.00 | \$5,845.00 | N/A |
| | | | | | | 2-Step, Multi-Step | LV05161E102MA | 230-1-60 | LV05161B102MA | 460-3-60 | | \$4,681.00 | \$4,876.00 | \$5,446.00 | \$10,501.00 | \$4,992.00 | \$5,294.00 | \$5,562.00 | N/A |
| | | | | | | 3-Step Inf. Variable | LV05161E103VA | 230-1-60 | LV05161B103VA | 460-3-60 | | \$4,964.00 | \$5,159.00 | \$5,729.00 | \$10,784.00 | \$5,275.00 | \$5,577.00 | \$5,845.00 | N/A |
| 1/2 | 10 | J | 32 | 1 | 1 | 2-Step, Multi-Step | LV05321D102MA | 115-1-60 | LV05321A102MA | 230-3-60 | 135 | \$5,823.00 | \$6,057.00 | \$6,627.00 | \$11,706.00 | \$6,188.00 | \$6,579.00 | \$6,837.00 | N/A |
| | | | | | | 3-Step Inf. Variable | LV05321D103VA | 115-1-60 | LV05321A103VA | 230-3-60 | | \$6,106.00 | \$6,340.00 | \$6,910.00 | \$11,989.00 | \$6,471.00 | \$6,862.00 | \$7,120.00 | N/A |
| | | | | | | 2-Step, Multi-Step | - | - | LV05321B102MA | 460-3-60 | | \$5,823.00 | \$6,057.00 | \$6,627.00 | \$11,706.00 | \$6,188.00 | \$6,579.00 | \$6,837.00 | N/A |
| | | | | | | 3-Step Inf. Variable | - | - | LV05321B103VA | 460-3-60 | | \$6,106.00 | \$6,340.00 | \$6,910.00 | \$11,989.00 | \$6,471.00 | \$6,862.00 | \$7,120.00 | N/A |
| 1 | 10 | H | 8 | 1/2 | 2 | 2-Step, Multi-Step | LV10082D102MA | 115-1-60 | LV10082A102MA | 230-3-60 | 90 | \$4,903.00 | \$5,157.00 | \$5,727.00 | \$10,795.00 | \$5,328.00 | \$5,630.00 | \$5,898.00 | N/A |
| | | | | | | 3-Step Inf. Variable | LV10082D103VA | 115-1-60 | LV10082A103VA | 230-3-60 | | \$5,186.00 | \$5,440.00 | \$6,010.00 | \$11,078.00 | \$5,611.00 | \$5,913.00 | \$6,181.00 | N/A |
| | | | | | | 2-Step, Multi-Step | - | - | LV10082B102MA | 460-3-60 | | \$4,903.00 | \$5,157.00 | \$5,727.00 | \$10,795.00 | \$5,328.00 | \$5,630.00 | \$5,898.00 | N/A |
| | | | | | | 3-Step Inf. Variable | - | - | LV10082B103VA | 460-3-60 | | \$5,186.00 | \$5,440.00 | \$6,010.00 | \$11,078.00 | \$5,611.00 | \$5,913.00 | \$6,181.00 | N/A |
| 1 | 10 | L | 16 | 1 | 1 | 2-Step, Multi-Step | LV10161D102MA | 115-1-60 | LV10161A102MA | 230-3-60 | 135 | \$5,866.00 | \$6,100.00 | \$6,670.00 | \$11,749.00 | \$6,231.00 | \$6,622.00 | \$6,880.00 | N/A |
| | | | | | | 3-Step Inf. Variable | LV10161D103VA | 115-1-60 | LV10161A103VA | 230-3-60 | | \$6,149.00 | \$6,383.00 | \$6,953.00 | \$12,032.00 | \$6,514.00 | \$6,905.00 | \$7,163.00 | N/A |
| | | | | | | 2-Step, Multi-Step | LV10161E102MA | 230-1-60 | LV10161B102MA | 460-3-60 | | \$5,866.00 | \$6,100.00 | \$6,670.00 | \$11,749.00 | \$6,231.00 | \$6,622.00 | \$6,880.00 | N/A |
| | | | | | | 3-Step Inf. Variable | LV10161E103VA | 230-1-60 | LV10161B103VA | 460-3-60 | | \$6,149.00 | \$6,383.00 | \$6,953.00 | \$12,032.00 | \$6,514.00 | \$6,905.00 | \$7,163.00 | N/A |
| 2 | 10 | R | 8 | 1 | 2 | 2-Step, Multi-Step | LV20082D102MA | 115-1-60 | LV20082A102MA | 230-3-60 | 155 | \$6,963.00 | \$7,284.00 | \$8,313.00 | \$12,863.00 | \$7,421.00 | \$7,812.00 | \$8,070.00 | N/A |
| | | | | | | 3-Step Inf. Variable | LV20082D103VA | 115-1-60 | LV20082A103VA | 230-3-60 | | \$7,246.00 | \$7,567.00 | \$8,596.00 | \$13,146.00 | \$7,704.00 | \$8,095.00 | \$8,353.00 | N/A |
| | | | | | | 2-Step, Multi-Step | - | - | LV20082B102MA | 460-3-60 | | \$6,963.00 | \$7,284.00 | \$8,313.00 | \$12,863.00 | \$7,421.00 | \$7,812.00 | \$8,070.00 | N/A |
| | | | | | | 3-Step Inf. Variable | - | - | LV20082B103VA | 460-3-60 | | \$7,246.00 | \$7,567.00 | \$8,596.00 | \$13,146.00 | \$7,704.00 | \$8,095.00 | \$8,353.00 | N/A |
| 3 | 10 | RT | 5.5 | 1 | 3 | 2-Step, Multi-Step | LV30053D102MA | 115-1-60 | LV30053A102MA | 230-3-60 | 180 | \$7,956.00 | \$8,708.00 | \$10,318.00 | \$15,357.00 | \$8,454.00 | \$9,239.00 | \$9,473.00 | N/A |
| | | | | | | 3-Step Inf. Variable | LV30053D103VA | 115-1-60 | LV30053A103VA | 230-3-60 | | \$8,239.00 | \$8,991.00 | \$10,601.00 | \$15,640.00 | \$8,737.00 | \$9,522.00 | \$9,756.00 | N/A |
| | | | | | | 2-Step, Multi-Step | - | - | LV30053B102MA | 460-3-60 | | \$7,956.00 | \$8,708.00 | \$10,318.00 | \$15,357.00 | \$8,454.00 | \$9,239.00 | \$9,473.00 | N/A |
| | | | | | | 3-Step Inf. Variable | - | - | LV30053B103VA | 460-3-60 | | \$8,239.00 | \$8,991.00 | \$10,601.00 | \$15,640.00 | \$8,737.00 | \$9,522.00 | \$9,756.00 | N/A |

NOTE: Fabric chain containers included on all models for up to 20' Lift.
Universal motorized Trolleys not available with VFD control.

When ordering, specify code number(s), model, capacity, beam size, power supply, suspension, lift, extra control cord or power cord, (if required) and type of electrification (if required).

For Lodestar models not listed, please consult factory for pricing.

Control cord drop is 4' less than Lift.

Universal motorized Trolleys currently available @ 230/460V-3PH-60HZ power or 208V-3PH-60HZ power only.

* Hoist only without suspension & chain container must be ordered through the configurator.

Hoists programmed for 2-Step Infinitely Variable control or 3-Step, Multi-Step must be ordered through the configurator.

When ordering, specify code number(s), model, capacity, beam size, power supply, suspension, lift, extra control cord or power cord, (if required) and type of electrification (if required).

Please refer to PHPL Price Schedule for additional options.

LODESTAR VS ELECTRIC CHAIN Hoists ARE NOT CSA APPROVED.

CM LODESTAR VS PROGRAMMING INTERFACE KIT

| Product Code | Description | User Price |
|--------------|--|------------|
| 192051094 | Program & Interface Cable Ethernet connection to Drive (End Cover must be removed) | \$227.00 |
| 192061059 | Program & Interface Cable NEW! Connection to external port | \$227.00 |

NEW! INTELLI-CONNECT MOBILE WIRELESS KIT
App available through Apple App Store or Google Play

| Product Code | Description | User Price |
|--------------|---|------------|
| N/A | Factory Installation | \$227.00 |
| 192088851 | Field installation kit for use with Models A, AA, B, C, E, F, H | \$283.00 |
| 192088852 | Field installation kit for use with Models J, L, R, RT | \$283.00 |

CM LODESTAR VS ELECTRIC CHAIN HOIST MODIFICATION CHARGES

| Voltage | Models | Extra Chain Per Foot of Lift | Extra Control Cord Per Foot |
|--------------------------------|------------|------------------------------|-----------------------------|
| 115-1-60, 230-3-60 or 460-3-60 | A-AA-B-C-F | \$23.50 | \$10.30 |
| | E-H | \$47.00 | |
| | J-JJ-L-LL | \$30.70 | |
| | R-RR | \$61.40 | |
| | RT-RRT | \$92.10 | |
| | RRS | \$32.35 | |

Begin with standard 10' Lift and add extra charges.



ELECTRIC CHAIN HOISTS



| | Product Code Less Suspension | | Model | Capacity (Tons) | Hoist Lifting Speed (FPM) | Weight (Pounds) | | Hoist Only | User Price* | | | |
|-----------------------|------------------------------|--------------|-------|-----------------|---------------------------|-----------------|--------------|------------|----------------|--------------------------|---------------------------|------------------------------|
| | 115-1-60 | 230/460 3-60 | | | | 115-1-60 | 230/460 3-60 | | Lug Suspension | Universal Plain Trolley† | Universal Geared Trolley† | Universal Motorized Trolley† |
| | Single-Speed 10' Lift | 2702 | | | | 2705 | A | | 1/8 | 32 | 54 | 60 |
| | 2712 | 2715 | AA | 1/8 | 60 | 67 | 64 | \$3,865.00 | \$4,075.00 | \$4,377.00 | \$4,645.00 | \$8,821.00 |
| | 2722 | 2725 | B | 1/4 | 16 | 53 | 61 | \$4,018.00 | \$4,228.00 | \$4,530.00 | \$4,798.00 | \$8,974.00 |
| | 2732 | 2735 | C | 1/4 | 32 | 61 | 64 | \$4,235.00 | \$4,445.00 | \$4,747.00 | \$5,015.00 | \$9,191.00 |
| | 2742 | 2745 | E | 1/2 | 8 | 71 | 69 | \$4,411.00 | \$4,735.00 | \$5,037.00 | \$5,305.00 | \$9,481.00 |
| | 2752 | 2755 | F | 1/2 | 16 | 61 | 65 | \$4,619.00 | \$4,829.00 | \$5,131.00 | \$5,399.00 | \$9,575.00 |
| | 3512 | 3515 | J | 1/2 | 32 | 110 | 110 | \$5,102.00 | \$5,366.00 | \$5,757.00 | \$6,015.00 | \$10,205.00 |
| | - | 3545 | JJ | 1/2 | 64 | - | 117 | \$7,397.00 | \$7,661.00 | \$8,052.00 | \$8,310.00 | \$12,500.00 |
| | 2762 | 2765 | H | 1 | 8 | 72 | 73 | \$4,849.00 | \$5,173.00 | \$5,475.00 | \$5,743.00 | \$9,919.00 |
| | 3522 | 3525 | L | 1 | 16 | 113 | 110 | \$5,148.00 | \$5,412.00 | \$5,803.00 | \$6,061.00 | \$10,251.00 |
| | - | 3555 | LL | 1 | 32 | - | 117 | \$7,266.00 | \$7,530.00 | \$7,921.00 | \$8,179.00 | \$12,369.00 |
| | 3532 | 3535 | R | 2 | 8 | 131 | 130 | \$6,289.00 | \$6,632.00 | \$7,023.00 | \$7,281.00 | \$11,471.00 |
| | - | 3565 | RR | 2 | 16 | - | 135 | \$8,125.00 | \$8,468.00 | \$8,859.00 | \$9,117.00 | \$13,307.00 |
| | 9501 | 9505 | RT | 3 | 5.5 | 158 | 158 | \$7,619.00 | \$7,667.00 | \$8,452.00 | \$8,686.00 | \$12,989.00 |
| | - | 9508 | RRT | 3 | 11 | - | 162 | \$8,613.00 | \$8,961.00 | \$9,746.00 | \$9,980.00 | \$14,283.00 |
| Single-Speed 15' Lift | 3101 | 3103 | A | 1/8 | 32 | 59 | 64 | \$3,601.00 | \$3,811.00 | \$4,113.00 | \$4,381.00 | \$8,557.00 |
| | 3111 | 3113 | AA | 1/8 | 60 | 67 | 79 | \$4,034.00 | \$4,244.00 | \$4,546.00 | \$4,814.00 | \$8,990.00 |
| | 3121 | 3123 | B | 1/4 | 16 | 61 | 64 | \$4,121.00 | \$4,397.00 | \$4,699.00 | \$4,967.00 | \$9,143.00 |
| | 3131 | 3133 | C | 1/4 | 32 | 66 | 75 | \$4,404.00 | \$4,614.00 | \$4,916.00 | \$5,184.00 | \$9,360.00 |
| | 3141 | 3143 | E | 1/2 | 8 | 70 | 80 | \$4,697.50 | \$5,021.50 | \$5,323.50 | \$5,591.50 | \$9,767.50 |
| | 3151 | 3153 | F | 1/2 | 16 | 67 | 72 | \$4,788.00 | \$4,998.00 | \$5,300.00 | \$5,568.00 | \$9,744.00 |
| | 4212 | 4214 | J | 1/2 | 32 | 118 | 115 | \$5,307.00 | \$5,571.00 | \$5,962.00 | \$6,220.00 | \$10,410.00 |
| | - | 4244 | JJ | 1/2 | 64 | - | 123 | \$7,602.00 | \$7,866.00 | \$8,257.00 | \$8,515.00 | \$12,705.00 |
| | 3161 | 3163 | H | 1 | 8 | 80 | 85 | \$5,135.50 | \$5,459.50 | \$5,761.50 | \$6,029.50 | \$10,205.50 |
| | 4222 | 4224 | L | 1 | 16 | 120 | 114 | \$5,353.00 | \$5,617.00 | \$6,008.00 | \$6,266.00 | \$10,456.00 |
| | - | 4254 | LL | 1 | 32 | - | 122 | \$7,471.00 | \$7,735.00 | \$8,126.00 | \$8,384.00 | \$12,574.00 |
| | 4232 | 4234 | R | 2 | 8 | 140 | 138 | \$6,647.50 | \$6,990.50 | \$7,381.50 | \$7,639.50 | \$11,829.50 |
| | - | 4264 | RR | 2 | 16 | - | 144 | \$8,483.50 | \$8,826.50 | \$9,217.50 | \$9,475.50 | \$13,665.50 |
| | 9502 | 9506 | RT | 3 | 5.5 | 174 | 171 | \$7,831.00 | \$8,179.00 | \$8,964.00 | \$9,198.00 | \$13,501.00 |
| | - | 9509 | RRT | 3 | 11 | - | 176 | \$9,125.00 | \$9,473.00 | \$10,258.00 | \$10,492.00 | \$14,795.00 |
| Single-Speed 20' Lift | 3102 | 3104 | A | 1/8 | 32 | 64 | 68 | \$3,770.00 | \$3,980.00 | \$4,282.00 | \$4,550.00 | \$8,726.00 |
| | 3112 | 3114 | AA | 1/8 | 60 | 72 | 74 | \$4,203.00 | \$4,413.00 | \$4,715.00 | \$4,983.00 | \$9,159.00 |
| | 3122 | 3124 | B | 1/4 | 16 | 64 | 72 | \$4,356.00 | \$4,566.00 | \$4,868.00 | \$5,136.00 | \$9,312.00 |
| | 3132 | 3134 | C | 1/4 | 32 | 69 | 76 | \$4,573.00 | \$4,783.00 | \$5,085.00 | \$5,353.00 | \$9,529.00 |
| | 3142 | 3144 | E | 1/2 | 8 | 80 | 88 | \$4,984.00 | \$5,308.00 | \$5,610.00 | \$5,878.00 | \$10,054.00 |
| | 3152 | 3154 | F | 1/2 | 16 | 71 | 76 | \$4,957.00 | \$5,167.00 | \$5,469.00 | \$5,737.00 | \$9,913.00 |
| | 4213 | 4215 | J | 1/2 | 32 | 124 | 124 | \$5,512.00 | \$5,776.00 | \$6,167.00 | \$6,425.00 | \$10,615.00 |
| | - | 4245 | JJ | 1/2 | 64 | - | 128 | \$7,807.00 | \$8,071.00 | \$8,462.00 | \$8,720.00 | \$12,910.00 |
| | 3162 | 3164 | H | 1 | 8 | 86 | 90 | \$5,422.00 | \$5,746.00 | \$6,048.00 | \$6,316.00 | \$10,492.00 |
| | 4223 | 4225 | L | 1 | 16 | 124 | 119 | \$5,558.00 | \$5,822.00 | \$6,213.00 | \$6,471.00 | \$10,661.00 |
| | - | 4255 | LL | 1 | 32 | - | 127 | \$7,676.00 | \$7,940.00 | \$8,331.00 | \$8,589.00 | \$12,779.00 |
| | 4233 | 4235 | R | 2 | 8 | 148 | 148 | \$7,006.00 | \$7,349.00 | \$7,740.00 | \$7,998.00 | \$12,188.00 |
| | - | 4265 | RR | 2 | 16 | - | 156 | \$8,842.00 | \$9,185.00 | \$9,576.00 | \$9,834.00 | \$14,024.00 |
| | 9503 | 9507 | RT | 3 | 5.5 | 187 | 184 | \$8,343.00 | \$8,691.00 | \$9,476.00 | \$9,710.00 | \$14,013.00 |
| | - | 9510 | RRT | 3 | 11 | - | 194 | \$9,637.00 | \$9,985.00 | \$10,770.00 | \$11,004.00 | \$15,307.00 |

When ordering, specify code number(s), model, capacity, beam size, power supply, suspension, lift, extra control cord or power cord, (if required) and type of electrification (if required).

NOTE: Base price of 10' Lift Hoist must be used for any modification.

* For more information, Trolley adders/accessories or to order CM Universal Trolleys separately, see page 60.

ELECTRIC CHAIN HOISTS



| | Product Code Less Suspension | | Model | Capacity (Tons) | Hoist Lifting Speed (FPM) | Weight (Pounds) | | User Price* | | | | |
|--------------------------------------|------------------------------|----------|-------|-----------------|---------------------------|-----------------|------------|-------------|----------------|--------------------------------------|---------------------------------------|--|
| | 230-3-60 | 460-3-60 | | | | 230-3-60 | 460-3-60 | Hoist Only | Lug Suspension | Universal Plain Trolley [†] | Universal Geared Trolley [†] | Universal Motorized Trolley [†] |
| | | | | | | | | | | | | |
| Two-Speed 10' Lift | 2707 | 2708 | A2 | 1/8 | 10/32 | 67 | 73 | \$4,125.00 | \$4,335.00 | \$4,637.00 | \$4,905.00 | \$9,081.00 |
| | 2717 | 2718 | AA2 | 1/8 | 20/60 | 74 | 75 | \$4,558.00 | \$4,768.00 | \$5,070.00 | \$5,338.00 | \$9,514.00 |
| | 2727 | 2728 | B2 | 1/4 | 5/16 | 67 | 73 | \$4,711.00 | \$4,921.00 | \$5,223.00 | \$5,491.00 | \$9,667.00 |
| | 2737 | 2738 | C2 | 1/4 | 10/32 | 73 | 74 | \$4,928.00 | \$5,138.00 | \$5,440.00 | \$5,708.00 | \$9,884.00 |
| | 2747 | 2748 | E2 | 1/2 | 2.5/8 | 76 | 82 | \$5,104.00 | \$5,428.00 | \$5,730.00 | \$5,998.00 | \$10,174.00 |
| | 2757 | 2758 | F2 | 1/2 | 5/16 | 74 | 74 | \$5,312.00 | \$5,522.00 | \$5,824.00 | \$6,092.00 | \$10,268.00 |
| | 3502 | 3503 | J2 | 1/2 | 10/32 | 116 | 117 | \$6,400.00 | \$6,664.00 | \$7,055.00 | \$7,313.00 | \$11,503.00 |
| | 3549 | 3550 | JJ2 | 1/2 | 21/64 | 130 | 130 | \$8,695.00 | \$8,959.00 | \$9,350.00 | \$9,608.00 | \$13,798.00 |
| | 2767 | 2768 | H2 | 1 | 2.5/8 | 83 | 84 | \$5,542.00 | \$5,866.00 | \$6,168.00 | \$6,436.00 | \$10,612.00 |
| | 3504 | 3505 | L2 | 1 | 5/16 | 116 | 117 | \$6,446.00 | \$6,710.00 | \$7,101.00 | \$7,359.00 | \$11,549.00 |
| | 3553 | 3554 | LL2 | 1 | 10/32 | 130 | 131 | \$8,564.00 | \$8,828.00 | \$9,219.00 | \$9,477.00 | \$13,667.00 |
| | 3506 | 3507 | R2 | 2 | 2.5/8 | 134 | 135 | \$7,587.00 | \$7,930.00 | \$8,321.00 | \$8,579.00 | \$12,769.00 |
| | 3561 | 3562 | RR2 | 2 | 5/16 | 149 | 149 | \$9,423.00 | \$9,766.00 | \$10,157.00 | \$10,415.00 | \$14,605.00 |
| | 9511 | 9513 | RT2 | 3 | 1.75/5.5 | 161 | 176 | \$8,617.00 | \$8,965.00 | \$9,750.00 | \$9,984.00 | \$14,287.00 |
| 9512 | 9514 | RRT2 | 3 | 3.5/11 | 176 | 174 | \$9,911.00 | \$10,259.00 | \$11,044.00 | \$11,278.00 | \$15,581.00 | |
| Variable Frequency Drive | 2709* | 2710 | A | 1/8 | 32 | 65 | 65 | \$4,125.00 | \$4,335.00 | \$4,637.00 | \$4,905.00 | \$9,081.00 |
| | 2726* | 2729 | B | 1/4 | 16 | 65 | 65 | \$4,711.00 | \$4,921.00 | \$5,223.00 | \$5,491.00 | \$9,667.00 |
| | 2734* | 2736 | C | 1/4 | 32 | 65 | 65 | \$4,928.00 | \$5,138.00 | \$5,440.00 | \$5,708.00 | \$9,884.00 |
| 3 - Step Infinitely Variable Control | 2730* | 2731 | F | 1/2 | 16 | 65 | 65 | \$5,312.00 | \$5,522.00 | \$5,824.00 | \$6,092.00 | \$10,268.00 |
| | 3635* | 3636 | J | 1/2 | 32 | 110 | 110 | \$6,400.00 | \$6,664.00 | \$7,055.00 | \$7,313.00 | \$11,503.00 |
| | 3642* | 3643 | JJ | 1/2 | 64 | 110 | 110 | \$8,695.00 | \$8,959.00 | \$9,350.00 | \$9,608.00 | \$13,798.00 |
| | 3625* | 3626 | L | 1 | 16 | 110 | 110 | \$6,446.00 | \$6,710.00 | \$7,101.00 | \$7,359.00 | \$11,549.00 |
| 3644* | 3645 | LL | 1 | 32 | 110 | 110 | \$8,564.00 | \$8,828.00 | \$9,219.00 | \$9,477.00 | \$13,667.00 | |
| 6 to 1 Speed Ratio | 3632* | 3633 | R | 2 | 8 | 110 | 110 | \$7,587.00 | \$7,930.00 | \$8,321.00 | \$8,579.00 | \$12,769.00 |
| | 3646* | 3647 | RR | 2 | 16 | 110 | 110 | \$9,423.00 | \$9,766.00 | \$10,157.00 | \$10,415.00 | \$14,605.00 |
| 10' Lift | 9531* | 9534 | RT | 3 | 5.5 | 110 | 110 | \$8,617.00 | \$8,965.00 | \$9,750.00 | \$9,984.00 | \$14,287.00 |
| | 9539* | 9540 | RRT | 3 | 11 | 110 | 110 | \$9,911.00 | \$10,259.00 | \$11,044.00 | \$11,278.00 | \$15,581.00 |

NOTE: For Lodestar models not listed, please consult factory for pricing. Control Cord drop is 4' less than Lift. VFD units are factory set for 3-step Infinitely Variable Control as standard and include 3-Step Control Station.

* Not CSA Approved.

NOTE: Universal Motorized Trolleys currently available @ 230/460V-3PH-60HZ power or 208V-3PH-60HZ power only.

[†] For more information, Trolley adders/accessories or to order CM Universal Trolleys separately, see page 60.

CM CLASSIC LODESTAR ELECTRIC HOIST MODIFICATION CHARGES

Begin with standard 10' Lift and add extra charges.

| Voltage | Models | Extra Chain Per Foot of Lift | Extra Control Cord Per Foot |
|--------------------------|------------|------------------------------|-----------------------------|
| 115-1-60 or 230/460-3-60 | A-AA-B-C-F | \$23.50 | \$10.30 |
| | E-H | \$47.00 | |
| | J-JJ-L-LL | \$30.70 | |
| | R-RR | \$61.40 | |
| | RT-RRT | \$92.10 | |

CM CLASSIC LODESTAR ELECTRIC HOIST EXTRAS

| Description | User Price |
|---|------------|
| Weatherproofing (Hoist Only) | N/C |
| Acid Resistant (Hoist Only)* | N/C |
| Power Cord Strain Relief | \$100.00 |
| Extra Power Cord (Standard Length: 15') | \$10.30 |
| Up to 10' power cord supplied on Universal Motorized Trolley for no additional charge. For additional length beyond 10' please apply \$10.30 list Per foot. | |
| Extra Control Cord (Standard Length: 4' less than Lift) | \$10.30 |
| Thermal Switch (Klixon) in Hoist Motor | \$85.00 |

* Hoist & Trolley furnished with acid-resistant powder coat paint, plated load chain & painted hooks as standard. Contact factory for harsh acid environment applications.

ELECTRIC CHAIN HOISTS

CM CLASSIC LODESTAR ELECTRIC CHAIN HOISTS & ACCESSORIES

| | Product Code Less Suspension | | Model | Capacity (Tons) | Hoist Lifting Speed (FPM) | Weight (Pounds) | | User Price* | | | |
|-----------------------|------------------------------|--------------|-------|-----------------|---------------------------|-----------------|--------------|-------------|--------------------------|-----------------------------------|-----------------------------------|
| | 115-1-60 | 230/460 3-60 | | | | 115-1-60 | 230/460 3-60 | Hoist Only | Hook or Low Headroom Lug | Low Headroom Trolley, Lug & Hoist | Motor Driven Trolley, Lug & Hoist |
| | | | | | | | | | | | |
| Single-Speed 10' Lift | 2702 | 2705 | A | 1/8 | 32 | 54 | 60 | \$3,432.00 | \$3,526.00 | \$4,096.00 | \$9,151.00 |
| | 2712 | 2715 | AA | 1/8 | 60 | 67 | 64 | \$3,865.00 | \$3,959.00 | \$4,529.00 | \$9,584.00 |
| | 2722 | 2725 | B | 1/4 | 16 | 53 | 61 | \$4,018.00 | \$4,112.00 | \$4,682.00 | \$9,737.00 |
| | 2732 | 2735 | C | 1/4 | 32 | 61 | 64 | \$4,235.00 | \$4,329.00 | \$4,899.00 | \$9,954.00 |
| | 2742 | 2745 | E | 1/2 | 8 | 71 | 69 | \$4,411.00 | \$4,564.00 | \$5,134.00 | \$10,202.00 |
| | 2752 | 2755 | F | 1/2 | 16 | 61 | 65 | \$4,619.00 | \$4,713.00 | \$5,283.00 | \$10,338.00 |
| | 3512 | 3515 | J | 1/2 | 32 | 110 | 110 | \$5,102.00 | \$5,235.00 | \$5,805.00 | \$10,884.00 |
| | - | 3545 | JJ | 1/2 | 64 | - | 117 | \$7,397.00 | \$7,530.00 | \$8,100.00 | \$13,179.00 |
| | 2762 | 2765 | H | 1 | 8 | 72 | 73 | \$4,849.00 | \$5,002.00 | \$5,572.00 | \$10,640.00 |
| | 3522 | 3525 | L | 1 | 16 | 113 | 110 | \$5,148.00 | \$5,281.00 | \$5,851.00 | \$10,930.00 |
| | - | 3555 | LL | 1 | 32 | - | 117 | \$7,266.00 | \$7,399.00 | \$7,969.00 | \$13,048.00 |
| | 3532 | 3535 | R | 2 | 8 | 131 | 130 | \$6,289.00 | \$6,495.00 | \$7,524.00 | \$12,074.00 |
| | - | 3565 | RR | 2 | 16 | - | 135 | \$8,125.00 | \$8,331.00 | \$9,360.00 | \$13,910.00 |
| | 9501 | 9505 | RT | 3 | 5.5 | 158 | 158 | \$7,319.00 | \$7,921.00 | \$9,531.00 | \$14,570.00 |
| | - | 9508 | RRT | 3 | 11 | - | 162 | \$8,613.00 | \$9,215.00 | \$10,825.00 | \$15,864.00 |
| Single-Speed 15' Lift | 3101 | 3103 | A | 1/8 | 32 | 59 | 64 | \$3,601.00 | \$3,695.00 | \$4,265.00 | \$9,268.50 |
| | 3111 | 3113 | AA | 1/8 | 60 | 67 | 79 | \$4,034.00 | \$4,128.00 | \$4,698.00 | \$9,701.50 |
| | 3121 | 3123 | B | 1/4 | 16 | 61 | 64 | \$4,187.00 | \$4,281.00 | \$4,851.00 | \$9,854.50 |
| | 3131 | 3133 | C | 1/4 | 32 | 66 | 75 | \$4,404.00 | \$4,498.00 | \$5,068.00 | \$10,071.50 |
| | 3141 | 3143 | E | 1/2 | 8 | 70 | 80 | \$4,697.50 | \$4,850.50 | \$5,420.50 | \$10,437.00 |
| | 3151 | 3153 | F | 1/2 | 16 | 67 | 72 | \$4,788.00 | \$4,882.00 | \$5,452.00 | \$10,455.50 |
| | 4212 | 4214 | J | 1/2 | 32 | 118 | 115 | \$5,307.00 | \$5,440.00 | \$6,010.00 | \$11,037.50 |
| | - | 4244 | JJ | 1/2 | 64 | - | 123 | \$7,602.00 | \$7,735.00 | \$8,305.00 | \$13,332.50 |
| | 3161 | 3163 | H | 1 | 8 | 80 | 85 | \$5,135.50 | \$5,288.50 | \$5,858.50 | \$10,875.00 |
| | 4222 | 4224 | L | 1 | 16 | 120 | 114 | \$5,353.00 | \$5,486.00 | \$6,056.00 | \$11,083.50 |
| | - | 4254 | LL | 1 | 32 | - | 122 | \$7,471.00 | \$7,604.00 | \$8,174.00 | \$13,201.50 |
| | 4232 | 4234 | R | 2 | 8 | 140 | 138 | \$6,647.50 | \$6,853.50 | \$7,882.50 | \$12,381.00 |
| | - | 4264 | RR | 2 | 16 | - | 144 | \$8,483.50 | \$8,689.50 | \$9,718.50 | \$14,217.00 |
| | 9502 | 9506 | RT | 3 | 5.5 | 174 | 171 | \$7,831.00 | \$8,433.00 | \$10,043.00 | \$15,030.50 |
| | - | 9509 | RRT | 3 | 11 | - | 176 | \$9,125.00 | \$9,727.00 | \$11,337.00 | \$16,324.50 |
| Single-Speed 20' Lift | 3102 | 3104 | A | 1/8 | 32 | 64 | 68 | \$3,770.00 | \$3,864.00 | \$4,434.00 | \$9,386.00 |
| | 3112 | 3114 | AA | 1/8 | 60 | 72 | 74 | \$4,203.00 | \$4,297.00 | \$4,867.00 | \$9,819.00 |
| | 3122 | 3124 | B | 1/4 | 16 | 64 | 72 | \$4,356.00 | \$4,450.00 | \$5,020.00 | \$9,972.00 |
| | 3132 | 3134 | C | 1/4 | 32 | 69 | 76 | \$4,573.00 | \$4,667.00 | \$5,237.00 | \$10,189.00 |
| | 3142 | 3144 | E | 1/2 | 8 | 80 | 88 | \$4,984.00 | \$5,137.00 | \$5,707.00 | \$10,672.00 |
| | 3152 | 3154 | F | 1/2 | 16 | 71 | 76 | \$4,957.00 | \$5,051.00 | \$5,621.00 | \$10,573.00 |
| | 4213 | 4215 | J | 1/2 | 32 | 124 | 124 | \$5,512.00 | \$5,645.00 | \$6,215.00 | \$11,191.00 |
| | - | 4245 | JJ | 1/2 | 64 | - | 128 | \$7,807.00 | \$7,940.00 | \$8,510.00 | \$13,486.00 |
| | 3162 | 3164 | H | 1 | 8 | 86 | 90 | \$5,422.00 | \$5,575.00 | \$6,145.00 | \$11,110.00 |
| | 4223 | 4225 | L | 1 | 16 | 124 | 119 | \$5,558.00 | \$5,691.00 | \$6,261.00 | \$11,237.00 |
| | - | 4255 | LL | 1 | 32 | - | 127 | \$7,676.00 | \$7,809.00 | \$8,379.00 | \$13,355.00 |
| | 4233 | 4235 | R | 2 | 8 | 148 | 148 | \$7,006.00 | \$7,212.00 | \$8,241.00 | \$12,688.00 |
| | - | 4265 | RR | 2 | 16 | - | 156 | \$8,842.00 | \$9,048.00 | \$10,077.00 | \$14,524.00 |
| | 9503 | 9507 | RT | 3 | 5.5 | 187 | 184 | \$8,343.00 | \$8,945.00 | \$10,555.00 | \$15,491.00 |
| | - | 9510 | RRT | 3 | 11 | - | 194 | \$9,637.00 | \$10,239.00 | \$11,849.00 | \$16,785.00 |

* When ordering, use product code plus suspension code on page 43.

When ordering, specify code number(s), model, capacity, beam size, power supply, suspension, lift, extra control cord or power cord, (if required) and type of electrification (if required).

NOTE: Base price of 10' Lift Hoist must be used for any modification.

EXAMPLE: 460 VOLT MODEL L LODESTAR WITH 10' LIFT & 75 F.P.M MOTOR DRIVEN TROLLEY

| | | | | | | |
|------------|---|-----------|---|----------------------|---|-------------|
| Hoist Only | + | MDT Lug | + | Motor Driven Trolley | = | List Price |
| Code 3525 | + | Code 3679 | + | Code 3672 | = | List Price |
| \$5,148.00 | + | \$203.00 | + | \$5,579.00 | = | \$10,930.00 |

ELECTRIC CHAIN HOISTS

CM CLASSIC LODESTAR ELECTRIC CHAIN HOISTS & ACCESSORIES

| | Product Code Less Suspension | | Model | Capacity (Tons) | Hoist Lifting Speed (FPM) | Weight (Pounds) | | User Price* | | | |
|------------------------------------|------------------------------|----------|-------|-----------------|---------------------------|-----------------|------------|-------------|--------------------------|-----------------------------------|-----------------------------------|
| | 230-3-60 | 460-3-60 | | | | 230-3-60 | 460-3-60 | Hoist Only | Hook or Low Headroom Lug | Low Headroom Trolley, Lug & Hoist | Motor Driven Trolley, Lug & Hoist |
| | | | | | | | | | | | |
| Two-Speed 10' Lift | 2707 | 2708 | A2 | 1/8 | 10/32 | 67 | 73 | \$4,125.00 | \$4,219.00 | \$4,789.00 | \$9,844.00 |
| | 2717 | 2718 | AA2 | 1/8 | 20/60 | 74 | 75 | \$4,558.00 | \$4,652.00 | \$5,222.00 | \$10,277.00 |
| | 2727 | 2728 | B2 | 1/4 | 5/16 | 67 | 73 | \$4,711.00 | \$4,805.00 | \$5,375.00 | \$10,430.00 |
| | 2737 | 2738 | C2 | 1/4 | 10/32 | 73 | 74 | \$4,928.00 | \$5,022.00 | \$5,592.00 | \$10,647.00 |
| | 2747 | 2748 | E2 | 1/2 | 2.5/8 | 76 | 82 | \$5,104.00 | \$5,257.00 | \$5,827.00 | \$10,895.00 |
| | 2757 | 2758 | F2 | 1/2 | 5/16 | 74 | 74 | \$5,312.00 | \$5,406.00 | \$5,976.00 | \$11,031.00 |
| | 3502 | 3503 | J2 | 1/2 | 10/32 | 116 | 117 | \$6,400.00 | \$6,533.00 | \$7,103.00 | \$12,182.00 |
| | 3549 | 3550 | JJ2 | 1/2 | 21/64 | 130 | 130 | \$8,695.00 | \$8,828.00 | \$9,398.00 | \$14,477.00 |
| | 2767 | 2768 | H2 | 1 | 2.5/8 | 83 | 84 | \$5,542.00 | \$5,695.00 | \$6,265.00 | \$11,333.00 |
| | 3504 | 3505 | L2 | 1 | 5/16 | 116 | 117 | \$6,446.00 | \$6,579.00 | \$7,149.00 | \$12,228.00 |
| | 3553 | 3554 | LL2 | 1 | 10/32 | 130 | 131 | \$8,564.00 | \$8,697.00 | \$9,267.00 | \$14,346.00 |
| | 3506 | 3507 | R2 | 2 | 2.5/8 | 134 | 135 | \$7,587.00 | \$7,793.00 | \$8,822.00 | \$13,372.00 |
| | 3561 | 3562 | RR2 | 2 | 5/16 | 149 | 149 | \$9,423.00 | \$9,629.00 | \$10,658.00 | \$15,208.00 |
| | 9511 | 9513 | RT2 | 3 | 1.75/5.5 | 161 | 176 | \$8,617.00 | \$9,219.00 | \$10,829.00 | \$15,868.00 |
| 9512 | 9514 | RRT2 | 3 | 3.5/11 | 176 | 174 | \$9,911.00 | \$10,513.00 | \$12,123.00 | \$17,162.00 | |
| Variable Frequency Drive | 2709* | 2710 | A | 1/8 | 32 | 65 | 65 | \$4,125.00 | \$4,219.00 | \$4,789.00 | \$9,844.00 |
| | 2726* | 2729 | B | 1/4 | 16 | 65 | 65 | \$4,711.00 | \$4,805.00 | \$5,375.00 | \$10,430.00 |
| | 2734* | 2736 | C | 1/4 | 32 | 65 | 65 | \$4,928.00 | \$5,022.00 | \$5,592.00 | \$10,647.00 |
| 3-Step Infinitely Variable Control | 2730* | 2731 | F | 1/2 | 16 | 65 | 65 | \$5,312.00 | \$5,406.00 | \$5,976.00 | \$11,031.00 |
| | 3635* | 3636 | J | 1/2 | 32 | 110 | 110 | \$6,400.00 | \$6,533.00 | \$7,103.00 | \$12,182.00 |
| | 3642* | 3643 | JJ | 1/2 | 64 | 110 | 110 | \$8,695.00 | \$8,828.00 | \$9,398.00 | \$14,477.00 |
| | 3625* | 3626 | L | 1 | 16 | 110 | 110 | \$6,446.00 | \$6,579.00 | \$7,149.00 | \$12,228.00 |
| 6 to 1 Speed Ratio | 3644* | 3645 | LL | 1 | 32 | 110 | 110 | \$8,564.00 | \$8,697.00 | \$9,267.00 | \$14,346.00 |
| | 3632* | 3633 | R | 2 | 8 | 110 | 110 | \$7,587.00 | \$7,793.00 | \$8,822.00 | \$13,372.00 |
| 10' Lift | 3646* | 3647 | RR | 2 | 16 | 110 | 110 | \$9,423.00 | \$9,629.00 | \$10,658.00 | \$15,208.00 |
| | 9531* | 9534 | RT | 3 | 5.5 | 110 | 110 | \$8,617.00 | \$9,219.00 | \$10,829.00 | \$15,868.00 |
| | 9539* | 9540 | RRT | 3 | 11 | 110 | 110 | \$9,911.00 | \$10,513.00 | \$12,123.00 | \$17,162.00 |

NOTE: For Lodestar models not listed, please consult factory for pricing.

Control Cord drop is 4' less than Lift.

VFD units are factory set for 3-Step Infinitely Variable Control as standard and include 3-Step Control Station.

* Not CSA Approved.

CSA APPROVED MODELS

635 Low-Headroom Trolleys include Trolley guards. / 635 Motor Driven Trolleys include Trolley guards, mainline contactor and on/off Buttons on control station.

| Capacity (Tons) | Product Code Less Suspension | | | Model | Capacity (Tons) | Hoist Lifting Speed (FPM) | Weight (Pounds) | | | *User Price | | | |
|-----------------------|------------------------------|-----------------|-----------------|-------|-----------------|---------------------------|-----------------|-----------------|-----------------|-------------|--------------------------|----------------------------------|------------------------------------|
| | 115-1-60 | 230/460 3-60 | 575 3-60 | | | | 115-1-60 | 230/460 3-60 | 575 3-60 | Hoist Only | Hook or Low Headroom Lug | Low Headroom Trolley Lug & Hoist | Motor Driven Trolley, Lug, & Hoist |
| | | | | | | | | | | | | | |
| Single-Speed 10' Lift | 9350 | 9356 | 9358 | A | 1/8 | 32 | 54 | 60 | 60 | \$3,436.00 | \$3,530.00 | \$4,266.00 | \$10,254.00 |
| | 9368 | 9347 | 9376 | AA | 1/8 | 60 | 67 | 64 | 64 | \$3,868.00 | \$3,962.00 | \$4,698.00 | \$10,686.00 |
| | 9386 | 9392 | 9394 | B | 1/4 | 16 | 53 | 61 | 61 | \$4,023.00 | \$4,117.00 | \$4,853.00 | \$10,841.00 |
| | 9404 | 9410 | 9412 | C | 1/4 | 32 | 61 | 64 | 64 | \$4,241.00 | \$4,335.00 | \$5,071.00 | \$11,059.00 |
| | 9422 | 9428 | 9430 | E | 1/2 | 8 | 71 | 69 | 69 | \$4,416.00 | \$4,569.00 | \$5,305.00 | \$11,306.00 |
| | 9440 | 9446 | 9448 | F | 1/2 | 16 | 61 | 65 | 65 | \$4,624.00 | \$4,718.00 | \$5,454.00 | \$11,442.00 |
| | 9200 | 9210 | 9206 | J | 1/2 | 32 | 110 | 110 | 110 | \$5,108.00 | \$5,241.00 | \$5,977.00 | \$11,989.00 |
| | - | 9218 | 9220 | JJ | 1/2 | 64 | - | 117 | 117 | \$7,405.00 | \$7,538.00 | \$8,274.00 | \$14,286.00 |
| | 9458 | 9464 | 9466 | H | 1 | 8 | 72 | 73 | 73 | \$4,856.00 | \$5,009.00 | \$5,745.00 | \$11,746.00 |
| | 9230 | 9240 | 9236 | L | 1 | 16 | 113 | 110 | 110 | \$5,154.00 | \$5,287.00 | \$6,023.00 | \$12,035.00 |
| | - | 9248 | 9250 | LL | 1 | 32 | - | 117 | 117 | \$7,275.00 | \$7,408.00 | \$8,144.00 | \$14,156.00 |
| | 9260 | 9270 | 9266 | R | 2 | 8 | 131 | 130 | 130 | \$6,295.00 | \$6,501.00 | \$7,695.00 | \$13,179.00 |
| | - | 9278 | 9280 | RR | 2 | 16 | - | 135 | 135 | \$8,135.00 | \$8,341.00 | \$9,535.00 | \$15,019.00 |
| | 9527 | 9544 | 9533 | RT | 3 | 5.5 | 158 | 158 | 158 | \$7,328.00 | \$7,930.00 | \$9,706.00 | \$15,678.00 |
| - | 9546 | 9538 | RRT | 3 | 11 | - | 162 | 162 | \$8,624.00 | \$9,226.00 | \$11,002.00 | \$16,974.00 | |
| | 230-3-60 | 460-3-60 | 575 3-60 | | | | 230-3-60 | 460-3-60 | 575 3-60 | | | | |
| Two-Speed 10' Lift | 9362 | 9364 | 9366 | A2 | 1/8 | 10/32 | 67 | 73 | 73 | \$4,129.00 | \$4,223.00 | \$4,959.00 | \$10,947.00 |
| | 9380 | 9382 | 9384 | AA2 | 1/8 | 20/60 | 74 | 75 | 75 | \$4,561.00 | \$4,655.00 | \$5,391.00 | \$11,379.00 |
| | 9398 | 9400 | 9402 | B2 | 1/4 | 5/16 | 67 | 73 | 73 | \$4,716.00 | \$4,810.00 | \$5,546.00 | \$11,534.00 |
| | 9416 | 9418 | 9420 | C2 | 1/4 | 10/32 | 73 | 74 | 74 | \$4,934.00 | \$5,028.00 | \$5,764.00 | \$11,752.00 |
| | 9434 | 9436 | 9438 | E2 | 1/2 | 2.5/8 | 76 | 82 | 82 | \$5,109.00 | \$5,262.00 | \$5,998.00 | \$11,999.00 |
| | 9452 | 9454 | 9456 | F2 | 1/2 | 5/16 | 74 | 74 | 74 | \$5,317.00 | \$5,411.00 | \$6,147.00 | \$12,135.00 |
| | 9212 | 9214 | 9216 | J2 | 1/2 | 10/32 | 116 | 117 | 117 | \$6,386.00 | \$6,519.00 | \$7,255.00 | \$13,267.00 |
| | 9224 | 9226 | 9228 | JJ2 | 1/2 | 21/64 | 130 | 130 | 130 | \$8,683.00 | \$8,816.00 | \$9,552.00 | \$15,564.00 |
| | 9470 | 9472 | 9474 | H2 | 1 | 2.5/8 | 83 | 84 | 84 | \$5,549.00 | \$5,702.00 | \$6,438.00 | \$12,439.00 |
| | 9242 | 9244 | 9246 | L2 | 1 | 5/16 | 116 | 117 | 117 | \$6,432.00 | \$6,565.00 | \$7,301.00 | \$13,313.00 |
| | 9254 | 9256 | 9258 | LL2 | 1 | 10/32 | 130 | 131 | 131 | \$8,553.00 | \$8,686.00 | \$9,422.00 | \$15,434.00 |
| | 9272 | 9274 | 9276 | R2 | 2 | 2.5/8 | 134 | 135 | 135 | \$7,573.00 | \$7,779.00 | \$8,973.00 | \$14,457.00 |
| | 9284 | 9286 | 9288 | RR2 | 2 | 5/16 | 149 | 149 | 149 | \$9,413.00 | \$9,619.00 | \$10,813.00 | \$16,297.00 |
| | 9548 | 9550 | 9536 | RT2 | 3 | 1.75/5.5 | 161 | 176 | 176 | \$8,606.00 | \$9,208.00 | \$10,984.00 | \$16,956.00 |
| | 9555 | 9552 | 9542 | RRT2 | 3 | 3.5/11 | 176 | 174 | 174 | \$9,902.00 | \$10,504.00 | \$12,280.00 | \$18,252.00 |

ELECTRIC CHAIN HOISTS

EXTRA CHARGE FOR CM CLASSIC LODESTAR EQUIPPED WITH LATCHLOK HOOKS

| | Product Code | Models | Weight (Pounds) | User Price |
|-------|--------------|------------------|-----------------|------------|
| Upper | 1050 | A, AA, B, C, F | 2 | \$262.00 |
| | 1052 | E & H | 2 | \$319.00 |
| | 1054 | J, JJ, L & LL | 2 | \$262.00 |
| | 1056 | R & RR | 10 | \$361.00 |
| | 1059 | RT & RRT | 6 | \$448.00 |
| Lower | 1051 | A, AA, B, C, & F | 2 | \$262.00 |
| | 1053 | E & H | 2 | \$319.00 |
| | 1051 | J, JJ, L & LL | 2 | \$262.00 |
| | 1057 | R* RR | 4 | \$361.00 |
| | 1060 | RT & RRT | 6 | \$592.00 |

CM CLASSIC LODESTAR PROTECTION KIT

| Product Code | Models | Weight (Pounds) | User Price |
|--------------|-----------------------------|-----------------|------------|
| 2876 | A, A2 | 5 | \$284.00 |
| 2877 | AA, AA2 | 5 | \$284.00 |
| 2878 | B, B2, E, E2 | 4 | \$284.00 |
| 2879 | C, C2 | 5 | \$284.00 |
| 2880 | F, F2, H, H2 | 5 | \$284.00 |
| 3601 | J, J2 | 8 | \$410.00 |
| 3602 | JJ, JJ2 | 8 | \$511.00 |
| 3603 | L, L2, R, R2, RT, RT2 | 9 | \$410.00 |
| 3604 | LL, LL2, RR, RR2, RRT, RRT2 | 9 | \$511.00 |

CM CLASSIC LODESTAR PROTECTIVE COVERS

| Product Code | Fits Models | User Price |
|--------------|--------------------------|------------|
| 2704 | V1 – Models A – F, E & H | \$136.00 |
| 3514 | V2 – Models J – RRT | \$148.00 |

CM CLASSIC & NEXT GENERATION LODESTAR METAL CHAIN CONTAINERS COMPLETE

| Product Code | + Bucket Length (Inches) | Weight (Pounds) | Maximum Length of Lift (Ft.) | | | | | User Price |
|--------------|--------------------------|-----------------|------------------------------|--------------|----------------------|---------------|-----------------|------------|
| | | | Models A, AA, B, C & F | Models E & H | Models J, JJ, L & LL | Models R & RR | Models RT & RRT | |
| 2450 | 8 | 4 | 10 | – | – | – | – | \$136.00 |
| 2451 | 11 | 5 | 20 | 10 | 10 | – | – | \$138.00 |
| 2452 | 14 | 5 | 30 | 15 | 15 | – | – | \$150.00 |
| 2453 | 17 | 6 | 40 | 20 | 20 | 10 | – | \$162.00 |
| 2454 | 20 | 7 | 50 | 25 | 25 | – | – | \$171.00 |
| 2455 | 23 | 7 | 60 | 30 | 30 | 15 | 10 | \$191.00 |
| 2456 | 31 | 9 | 90 | 45 | 40 | 20 | – | \$224.00 |
| 2457 | 36 | 10 | 100 | 50 | 60 | 30 | 20 | \$275.00 |
| 2458 | 48 | 13 | 140 | *70 | 90 | 45 | 30 | \$578.00 |
| 2461 | 10 | 13 | 44 | 22 | 20 | 14 | 9 | \$737.00 |
| 2463 | 15 | 15 | 104 | 52 | 66 | 33 | 22 | \$780.00 |
| 2464 | 20 | 17 | 166 | 83 | 106 | 53 | 35 | \$809.00 |
| 2465 | 25 | 20 | 230 | 115 | 144 | 72 | 48 | \$831.00 |
| 2466 | 30 | 23 | 290 | 145 | 150 | 90 | 60 | \$849.00 |

For lifts greater than listed (special)... Apply.

+ Advise if bucket length causes headroom problems—larger diameter shorter length buckets available.

* E & H limit switch maximum is 60'

NOTE: Chain Containers will adapt to Classic and New Lodestars.

CM LOW HEADROOM TROLLEY (SERIES 635)*

| Product Code | Maximum Capacity (Tons) | Models | CSA Approved Model | Weight (Pounds) | User Price |
|--------------|-------------------------|----------------|--------------------|-----------------|------------|
| 3575 | 1/8 to 1 | A through LL | No | 23 | \$570.00 |
| 3569 | 2 | R through RR | No | 52 | \$1,029.00 |
| 9576 | 3 | RT through RRT | No | 80 | \$1,610.00 |
| 3456 | 1/8 to 1 | A through LL | Yes | 23 | \$736.00 |
| 3459 | 2 | R through RR | Yes | 52 | \$1,194.00 |
| 9575 | 3 | RT through RRT | Yes | 80 | \$1,776.00 |

* Rigid Lug Suspension required for attaching to Hoist. Prices apply to standard flange adjustments. Apply for prices on other than standard.

CM CLASSIC LODESTAR MOTOR DRIVEN TROLLEY (SERIES 635)* 75 FPM & 30 FPM

| Product Code | Maximum Capacity (Tons) | CSA Approved Model | Power Supply | Weight (Pounds) | | User Price | |
|--------------|-------------------------|--------------------|--------------|-----------------|--------|------------|------------|
| | | | | 75 FPM | 30 FPM | | |
| 3670 | 9315 | 1/8 to 2 | No | 115-1-60 | 118 | 113 | \$5,579.00 |
| 3671 | 9316 | 1/8 to 2 | No | 230-3-60 | 118 | 116 | \$5,579.00 |
| 3672 | 9317 | 1/8 to 2 | No | 460-3-60 | 118 | 117 | \$5,579.00 |
| 9577 | 9318 | 3 | No | 115-1-60 | 120 | 118 | \$6,649.00 |
| 9578 | 9319 | 3 | No | 230-3-60 | 120 | 118 | \$6,649.00 |
| 9579 | 9320 | 3 | No | 460-3-60 | 123 | 119 | \$6,649.00 |
| 3449 | 3448 | 1/8 to 2 | Yes | 115-1-60 | 118 | 113 | \$6,678.00 |
| 3451 | 3450 | 1/8 to 2 | Yes | 230-3-60 | 118 | 116 | \$6,678.00 |
| 3453 | 3452 | 1/8 to 2 | Yes | 460-3-60 | 118 | 117 | \$6,678.00 |
| 3455 | 3454 | 1/8 to 2 | Yes | 575-3-60 | 120 | 118 | \$6,678.00 |
| 9568 | 9567 | 3 | Yes | 115-1-60 | 120 | 118 | \$7,748.00 |
| 9570 | 9569 | 3 | Yes | 230-3-60 | 123 | 119 | \$7,748.00 |
| 9572 | 9571 | 3 | Yes | 460-3-60 | 123 | 119 | \$7,748.00 |
| 9574 | 9573 | 3 | Yes | 575-3-60 | 123 | 119 | \$7,748.00 |

* Rigid Lug Suspension required for attaching to Hoist. Prices apply to standard flange adjustments. Apply for prices on other than standard.

Apply for other speed prices. Standard P.B. drop is 16'3" on MDT.

CM CLASSIC LODESTAR MOTOR DRIVEN TROLLEY EXTRAS

| Description | User Price |
|--|------------|
| Power Cord (standard 2'6") price per ft. of extra length | \$10.30 |
| Control Cord (standard 16'3") price per ft. for extra drop | \$10.30 |
| Trolley Brake – on new units add | \$909.00 |
| Eye Type Suspension Adapter (2 Ton Maximum) Hook Suspension Hoists add (Code 36653) | \$386.00 |
| Weatherproofing (MDT only) | \$129.00 |
| Acid Resistant (MDT only)* | N/C |
| Two-Speed Control MDT (3 Phase only) | \$1,820.00 |
| Thermal Switch (Klixon) in Trolley Motor | \$85.00 |
| 2-Step Infinitely Variable Frequency Control | \$1,872.00 |
| 3-Step Push Buttons (per pair) | \$283.00 |

* Trolley furnished with acid-resistant powder coat paint. Contact factory for harsh acid environment applications.

When ordering, specify code number(s), model, capacity, beam size, power supply, suspension, lift, extra control cord or power cord (if required) and type of electrification (if required).

ELECTRIC CHAIN HOISTS

CM CLASSIC LODESTAR ELECTRIC HOIST MODIFICATION CHARGES

Begin with standard 10' Lift and add extra charges

| Voltage | Models | Extra Chain Per Foot of Lift | Extra Control Cord Per Foot |
|--------------------------|------------|------------------------------|-----------------------------|
| 115-1-60 or 230/460-3-60 | A-AA-B-C-F | \$23.50 | \$10.30 |
| | E-H | \$47.00 | |
| | J-JJ-L-LL | \$30.70 | |
| | R-RR | \$61.40 | |
| | RT-RRT | \$92.10 | |

CM CLASSIC LODESTAR ELECTRIC HOIST SUSPENSIONS

| | Product Code | Models | Weight (Pounds) | User Price |
|------------------------------------|--------------|------------|-----------------|------------|
| Rigid Hook | 2788 | A-AA-B-C-F | 2 | \$94.00 |
| | 2789 | E-H | 4 | \$153.00 |
| | 3651 | J-L-JJ-LL | 4 | \$133.00 |
| | 3658 | R-RR | 8 | \$206.00 |
| | 9559 | RT-RRT | 7 | \$602.00 |
| Rigid Latchlok Hook | 2790 | A-AA-B-C-F | 3 | \$349.00 |
| | 3652 | J-L-JJ-LL | 5 | \$386.00 |
| Swivel Hook | 2792 | A-AA-B-C-F | 2 | \$94.00 |
| | 2793 | E-H | 4 | \$153.00 |
| | 3661 | J-L-JJ-LL | 4 | \$133.00 |
| | 3660 | R-RR | 8 | \$206.00 |
| | 9557 | RT-RRT | 7 | \$602.00 |
| Swivel Latchlok Hook | 2796 | A-AA-B-C-F | 3 | \$349.00 |
| | 3662 | J-L-JJ-LL | 5 | \$386.00 |
| | 3663 | R-RR | 9 | \$557.00 |
| Rigid Lug for Low Headroom Trolley | 2778 | A-AA-B-C-F | 2 | \$94.00 |
| | 2779 | E-H | 3 | \$153.00 |
| | 3677 | J-L-JJ-LL | 4 | \$133.00 |
| | 3668 | R-RR | 6 | \$206.00 |
| | 9561 | RT-RRT | 5 | \$602.00 |
| Rigid Lug for Motor Driven Trolley | 2992 | A-AA-B-C-F | 2 | \$140.00 |
| | 2993 | E-H | 3 | \$212.00 |
| | 3679 | J-L-JJ-LL | 4 | \$203.00 |
| | 3668 | R-RR | 6 | \$206.00 |
| | 9561 | RT-RRT | 5 | \$602.00 |

EXTRA CHARGE FOR CM LODESTAR EQUIPPED WITH LATCHLOK HOOKS

| | Product Code | Models | Weight (Pounds) | User Price |
|-------|--------------|------------------|-----------------|------------|
| Upper | 1050 | A, AA, B, C, F | 2 | \$262.00 |
| | 1052 | E & H | 2 | \$319.00 |
| | 1054 | J, JJ, L & LL | 2 | \$262.00 |
| | 1056 | R & RR | 10 | \$361.00 |
| | 1059 | RT & RRT | 6 | \$448.00 |
| Lower | 1051 | A, AA, B, C, & F | 2 | \$262.00 |
| | 1053 | E & H | 2 | \$319.00 |
| | 1051 | J, JJ, L & LL | 2 | \$262.00 |
| | 1057 | R & RR | 4 | \$361.00 |
| | 1060 | RT & RRT | 6 | \$592.00 |

CM CLASSIC LODESTAR ELECTRIC HOIST EXTRAS

| Description | User Price |
|---|------------|
| Weatherproofing (Hoist Only) | N/C |
| Acid Resistant (Hoist Only)* | N/C |
| Power Cord Strain Relief | \$100.00 |
| Extra Power Cord (Standard Length: 15') | \$10.30 |
| Extra Control Cord (Standard Length: 4' Less than Lift) | \$10.30 |
| Acid Resistant Low Headroom Trolley* | N/C |
| Thermal Switch (Klixon) in Hoist Motor | \$85.00 |

* Hoist & Trolley furnished with acid-resistant powder coat paint, plated load chain & painted hooks as standard. Contact factory for harsh acid environment applications.

CM LODESTAR ELECTRIC HOIST FABRIC CHAIN CONTAINERS**

| Product Code | + Bucket Length (Inches) | Maximum Length of Lift (Ft.) | | | | | Weight (Pounds) | User Price |
|--------------|--------------------------|------------------------------|--------------|----------------------|---------------|-----------------|-----------------|------------|
| | | Models A, AA, B, C & F | Models E & H | Models J, JJ, L & LL | Models R & RR | Models RT & RRT | | |
| 3813PNH | 8 | 10 | - | - | - | 4 | \$101.00 | |
| 3814PNH | 11 | 20 | 10 | 10 | - | 5 | \$101.00 | |
| 3810PNH | 14 | 30 | 15 | 15 | - | 5 | \$109.00 | |
| 3815PNH | 17 | 40 | 20 | 20 | 10 | 6 | \$115.00 | |
| 3816PNH | 20 | 50 | 25 | 25 | - | 7 | \$147.00 | |
| 3811PNH | 23 | 60 | 30 | 30 | 15 | 7 | \$150.00 | |
| 3817PNH | 31 | 90 | 45 | 40 | 20 | 9 | \$157.00 | |
| 3812PNH | 36 | 100 | 50 | 60 | 30 | 10 | \$281.00 | |
| 3818PNH | 48 | 140 | *70 | 90 | 45 | 13 | \$590.00 | |

** Fabric Chain Containers included on all New Lodestar models up to 20' Lift. Fabric Chain Containers will adapt to both Classic and New Lodestars.

RRS CHAIN CONTAINERS

| Product Code | Bucket Length (Inches) | Weight (Pounds) | Maximum Length of Lift (Ft.) | User Price |
|---------------|------------------------|-----------------|------------------------------|------------|
| Canvas | | | | |
| 10001562 | 10 | 4 | 20 | \$260.00 |
| 10001568 | 13 | 4.1 | 30 | \$279.00 |
| 10001569 | 16 | 4.2 | 40 | \$306.00 |
| 10001570 | 18 | 4.3 | 50 | \$420.00 |
| 10001571 | 20 | 4.4 | 60 | \$535.00 |
| Metal | | | | |
| 10001563 | 10 | 12.4 | 33 | \$511.00 |
| 10001564 | 15 | 15.7 | 50 | \$530.00 |
| 10001565 | 20 | 19 | 80 | \$550.00 |
| 10001566 | 25 | 22.4 | 105 | \$574.00 |
| 10001567 | 30 | 25.7 | 130 | \$612.00 |

Fabric Chain Containers included on all New Lodestar models up to 20' Lift.

ELECTRIC CHAIN HOISTS

SECTION CONTENTS:

CM RAILSTAR

CM
RAILSTAR

CM RAILSTAR MOTOR DRIVEN TROLLEY

| Capacity (Tons)* | Product Code | Travel Speed (FPM) | Power Supply | Standard Beam Height (Inches) | Standard Flange Width (Inches) | Weight (Pounds) | User Price |
|------------------|--------------|--------------------|--------------|-------------------------------|--------------------------------|-----------------|------------|
| 1/8 to 2 | 0300 | 78 | 230/460-3-60 | 6 to 18 | 3-3/8 to 6 | 108 | \$4,247.00 |
| 1/8 to 2 | 0301 | 78 | 115-1-60 | 6 to 18 | 3-3/8 to 6 | 107 | \$4,247.00 |
| 3 | 0302 | 78 | 230/460-3-60 | 8 to 24 | 4 to 7 | 185 | \$5,022.00 |
| 3 | 0303 | 78 | 115-1-60 | 8 to 24 | 4 to 7 | 184 | \$5,022.00 |

Imported.

* Metric Rated

ELECTRIC CHAIN HOISTS

SECTION CONTENTS:

**BUDGIT MAN GUARD
MOTOR DRIVEN TROLLEY**

BUDGIT[®]
Hoists

MAN GUARD

ELECTRIC CHAIN HOISTS

BUDGIT[®] Hoists **1-SPEED MOTOR DRIVEN TROLLEYS (FOR BUDGIT MAN GUARD)**
FOR 1- OR TWO-SPEED HOISTS.

SINGLE-SPEED TROLLEY

| Capacity (Tons) | Catalog Number | Standard Flange Width Adjustment (Inches) | Maximum Flange Thickness (Inches) | Minimum Beam Depth (Inches) | Minimum Radius Curve (Ft.) | Motor HP | Trolley Speed (FPM) | Weight (Pounds) | User Price |
|-----------------|----------------|---|-----------------------------------|-----------------------------|----------------------------|----------|---------------------|-----------------|------------|
| 1/4 to 1 | MDT01-* | 3 to 5 | 15/16 | 6 | 3 | 1/4 | 75 | 85 | \$5,120.00 |
| 2 | MDT02-* | 3-5/8 to 6 | 1 | 6 | 5 | 1/4 | 60 | 95 | \$5,220.00 |
| 3 | MDT03-* | 4 to 6-1/4 | 1 | 6 | 5 | 1/4 | 50 | 140 | \$6,396.00 |
| 5 to 6 | MDT06-* | 4 to 6-1/4 | 1-1/8 | 8 | 6 | 1/2 | 50 | 190 | \$7,183.00 |
| 7-1/2 | MDT07-* | 4 to 6-1/4 | 1-1/8 | 8 | 6 | 1/2 | 50 | 190 | \$7,183.00 |

Standard pendant drop is 7'-0", specify if longer length is required.
Specify 1 or 2 speed Hoist when ordering.
Specify nonstandard requirements.

***Trolley Primary Voltage**

***Trolley Control Voltage**

- 1 = 115/230 V (1-Speed)
- 2 = 230 V (Two-Speed)
- 3 = 230/460 V (1-Speed)
- 4 = 460 V (Two-Speed)
- 5 = 575 V (1-Speed)
- 6 = 575 V (Two-Speed)
- 7 = 200/208 V (1-Speed)
- 8 = 200/208 V (Two-Speed)
- 9 = 230 V (VFC)
- 10 = 460 V (VFC)

115 V – standard, 24V – no-charge, Option, on 3 phase units

THREE PHASE ONLY

| Optional Speeds | | | | Optional Beam Flange Width Adjustment | | | | | |
|-----------------|---------------------------------|----------------|------------|---------------------------------------|-------------------------------------|--|------------|--|------------|
| Capacity (Tons) | Standard No Charge Speeds (FPM) | Special Speeds | | Capacity (Tons) | Standard Flange Adjustment (Inches) | Extended Adjustment – With Price Add to Standard | | | |
| | | (FPM) | User Price | | | 1st Extension Flange Adjustment (Inches) | User Price | 2nd Extension Flange Adjustment (Inches) | User Price |
| 1/4 to 1 | 50, 75, 100 | 25, 150 | \$126.00 | 1/4 to 1 | 3 to 5 | 5-1/8 to 7-1/4 | \$182.00 | 7-1/2 to 9-1/8 | \$233.00 |
| 2 | 40, 60, 80 | 30, 120 | \$250.00 | 2 | 3-5/8 to 6 | 6-1/4 to 8-5/8 | \$182.00 | 8-7/8 to 11-1/4 | \$233.00 |
| 3 | 40, 50, 75, 100 | 25, 125 | \$630.00 | 3 | 4 to 6-1/4 | 6-3/8 to 8-5/8 | \$229.00 | 8-3/4 to 11 | \$303.00 |
| 5 to 6 | 50, 80 | 25 | \$630.00 | 5 to 6 | 4 to 6-1/4 | 6-3/8 to 8-5/8 | \$229.00 | 8-3/4 to 11 | \$303.00 |
| 7-1/2 | 50, 80 | 25 | \$630.00 | 7-1/2 | 4 to 6-1/4 | 6-3/8 to 8-5/8 | \$229.00 | 8-3/4 to 11 | \$303.00 |

ELECTRIC CHAIN HOISTS

BUDGIT[®] Hoists **BUDGIT MAN GUARD TROLLEY**
OPTIONS & ACCESSORIES

| Push-Button Stations (Trolley) | | User Price |
|--|--|------------|
| Two extra Single Speed Buttons, add | | \$81.00 |
| Two extra Two Speed Buttons, add | | \$111.00 |
| Stop-Start Buttons, add | | \$81.00 |
| Stop-Start Buttons – maintained, add | | \$111.00 |
| To delete 4-Button Push Button Stations and Cable Assembly, deduct | | \$81.00 |
| Fuse Panel | | |
| A fuse panel with both Hoist and Trolley power circuit fuses for overcurrent protection | | \$603.00 |
| Mainline Disconnect Panel | | |
| A mainline contactor panel for applications requiring disconnect – to be mounted on Trolley. Controlled by Stop-Start Buttons included in Push Button station. Panel including Hoist and Trolley fusing, add | | \$1,375.00 |
| Electrical Adapter Kits | | |
| The following field conversion electrical adaptor kits are required when it is desired – modify existing Lug Mount Push Button Hoists – Lug Mount for motor-driven Trolleys. | | |
| Catalog | Electrical Power | Price |
| 901821 | 115/230 volt, 1 phase, 60 Hertz AC | \$113.00 |
| 901823 | All voltages, 3 phase, 60 Hertz AC S.s., 2 speed | \$142.00 |

RETRACTILE CORD

| Catalog Number | Description | User Price |
|----------------|--------------------|------------|
| 903999 | 3 Conductor #14AWG | \$465.00 |
| 904000 | 4 Conductor #14AWG | \$646.00 |

Retractable power cords keep power cable from dragging. Neoprene jacketed. Retracted length 4'0"; extended length 20'0".

CORD REELS

| Catalog Number | Number of Collector Rings | Number & Size of Wires | Length (Ft.) | AMP Rating @ 600 VAC | Standard Guide Rollers | Standard Pivot Base | Crane & Hoist Motors | | | | Weight (Pounds) | User Price |
|----------------|---------------------------|------------------------|--------------|----------------------|------------------------|---------------------|----------------------|----------|----------|---------------|-----------------|------------|
| | | | | | | | Maximum HP Rating | | | | | |
| | | | | | | | 115-1-60 | 203-1-60 | 230-3-60 | 440-2 or 3-60 | | |
| 234781-22 | 4 | 4 – #16 | 20 | 8 | Yes | No | 1/2 | 1 | 3 | 5 | 33.5 | \$1,658.00 |
| 234781-23 | 4 | 4 – #16 | 30 | 8 | Yes | No | 1/2 | 1 | 3 | 5 | 35 | \$1,678.00 |
| 234781-25 | 4 | 4 – #16 | 50 | 8 | Yes | No | 1/2 | 1 | 3 | 5 | 38 | \$1,765.00 |
| 234781-42 | 4 | 4 – #14 | 20 | 12 | Yes | No | 1 1/2 | 3 | 5 | 10 | 34.9 | \$1,669.00 |
| 234781-43 | 4 | 4 – #14 | 30 | 12 | Yes | No | 1 1/2 | 3 | 5 | 10 | 37.1 | \$1,719.00 |
| 234781-45 | 4 | 4 – #14 | 45 | 12 | Yes | No | 1 1/2 | 3 | 5 | 10 | 41.5 | \$1,828.00 |

P/N 234781-99 340° Pivot Base (Optional) – \$514.00 List.

NOTE: Reel Ampacity is based on using reels with short-time rated Crane & Hoist motors.

| Patented Track – 3-1/4" | | User Price |
|---|--|--------------|
| Narrow flat tread steel wheels. Note: Trolley will not negotiate switches. Trolley Capacity: 1/4 – 7-1/2 Ton, add | | \$749.00 |
| Stainless Steel Wheels | | |
| Motorized Trolley Capacity 1/4 – 3 Ton, add | | \$3,974.00 |
| Two-Speed Trolleys | | |
| Available on all 3-phase models, all speeds, 3 to 1 speed ratio, add | | \$780.00 |
| Trolley Brake | | |
| Motor Mounted | | \$954.00 |
| Push-button Cable | | |
| For longer than standard 7' drop, add | | \$10.30/Foot |
| Power Supply Cable | | |
| For longer than standard 3' length, add | | \$10.30/Foot |
| Weatherproofing (Trolley) | | |
| NEMA 4 – Watertight and disttight enclosures for indoor and outdoor services, add | | \$3,181.00 |
| NEMA 4X Stainless Steel, add | | \$6,127.00 |
| Electronic Acceleration Control for Soft Start (230/460 3 phase only) | | |
| Single-Speed | | \$819.00 |
| Two-Speed | | \$1,034.00 |
| Drop Stops (safety lugs) and bumpers | | |
| Drop Stops (steel only) for plain and geared Trolley | | \$595.00 |
| Drop Stops with Rubber Bumpers – Plain and Geared Trolley | | \$1,193.00 |
| Drop Stops with Rubber Bumpers – Motorized Trolley | | Standard |
| Mounting Hoist – Motor Driven Trolley | | \$571.00 |

ELECTRIC CHAIN HOISTS

SECTION CONTENTS:
CM LODESTAR XL

CM
LODESTAR® XL

ELECTRIC CHAIN HOISTS

CM LODESTAR XL ELECTRIC CHAIN HOIST

| Capacity (Tons) | +Product Code 230/460-3-60 | Speed Slow/Fast (FPM) | Motor HP | Reeving | User Price with Hook | User Price with Type of Trolley | | |
|-----------------|----------------------------|-----------------------|----------|---------|----------------------|---------------------------------|-------------|--------------|
| | | | | | | Plain | Geared | Motor Driven |
| 2 | 5201 | 18 | 3.5 | 1 | \$12,430.00 | \$13,979.00 | \$14,789.00 | \$18,582.00 |
| | 5204 | 24 | 3.5 | 1 | \$13,485.00 | \$15,066.00 | \$15,876.00 | \$19,669.00 |
| | 5265 | 30 | 5.5 | 1 | \$14,528.00 | \$16,140.00 | \$16,950.00 | \$20,743.00 |
| | - | 6/18 | 3.5 | 1 | \$13,213.00 | \$14,785.00 | \$15,595.00 | \$19,388.00 |
| | - | 8/24 | 3.5 | 1 | \$14,271.00 | \$15,875.00 | \$16,685.00 | \$20,478.00 |
| 3 | 5209 | 9 | 3.5 | 2 | \$13,654.00 | \$15,703.00 | \$16,826.00 | \$20,774.00 |
| | 5212 | 12 | 3.5 | 2 | \$14,623.00 | \$16,701.00 | \$17,824.00 | \$21,772.00 |
| | 5267 | 15 | 3.5 | 2 | \$15,592.00 | \$17,699.00 | \$18,822.00 | \$22,770.00 |
| | - | 3/9 | 3.5 | 2 | \$14,268.00 | \$16,335.00 | \$17,458.00 | \$21,406.00 |
| | - | 4/12 | 3.5 | 2 | \$15,237.00 | \$17,333.00 | \$18,456.00 | \$22,404.00 |
| 4 | 5215 | 9 | 3.5 | 2 | \$14,125.00 | \$16,334.00 | \$18,382.00 | \$22,082.00 |
| | 5218 | 12 | 3.5 | 2 | \$14,389.00 | \$16,606.00 | \$18,654.00 | \$22,354.00 |
| | 5269 | 15 | 5.5 | 2 | \$14,652.00 | \$16,877.00 | \$18,925.00 | \$22,625.00 |
| | - | 3/9 | 3.5 | 2 | \$15,653.00 | \$17,908.00 | \$19,956.00 | \$23,656.00 |
| | - | 4/12 | 3.5 | 2 | \$15,914.00 | \$18,176.00 | \$20,224.00 | \$23,924.00 |
| 5 | 5221 | 6 | 3.5 | 3 | \$14,823.00 | \$17,356.00 | \$18,815.00 | \$22,232.00 |
| | 5224 | 8 | 3.5 | 3 | \$15,528.00 | \$18,082.00 | \$19,541.00 | \$22,958.00 |
| | 5279 | 9 | 3.5 | 2 | \$16,236.00 | \$18,811.00 | \$20,270.00 | \$23,687.00 |
| | 5283 | 12 | 5.5 | 2 | \$16,939.00 | \$19,535.00 | \$20,994.00 | \$24,411.00 |
| | 5285 | 15 | 5.5 | 2 | \$17,644.00 | \$20,261.00 | \$21,720.00 | \$25,137.00 |
| | - | 2/6 | 3.5 | 3 | \$16,593.00 | \$19,179.00 | \$20,638.00 | \$24,055.00 |
| | - | 2.7/8 | 3.5 | 3 | \$17,353.00 | \$19,962.00 | \$21,421.00 | \$24,838.00 |
| | - | 3/9 | 3.5 | 2 | \$18,109.00 | \$20,740.00 | \$22,199.00 | \$25,616.00 |
| 6 | 5227 | 6 | 3.5 | 3 | \$17,720.00 | \$20,405.00 | \$21,908.00 | \$25,434.00 |
| | 5230 | 8 | 3.5 | 3 | \$18,521.00 | \$21,230.00 | \$22,733.00 | \$26,259.00 |
| | 5287 | 10 | 5.5 | 3 | \$19,325.00 | \$22,058.00 | \$23,561.00 | \$27,087.00 |
| | - | 2/6 | 3.5 | 3 | \$19,550.00 | \$22,290.00 | \$23,793.00 | \$27,319.00 |
| | - | 2.7/8 | 3.5 | 3 | \$20,412.00 | \$23,177.00 | \$24,680.00 | \$28,206.00 |
| 7-1/2 | 5289 | 6 | 3.5 | 3 | - | \$21,798.00 | \$23,360.00 | \$27,026.00 |
| | 5291 | 10 | 5.5 | 3 | - | \$22,365.00 | \$23,926.00 | \$27,595.00 |
| | - | 2/6 | 3.5 | 3 | - | \$24,198.00 | \$25,788.00 | \$29,520.00 |

NOT CSA APPROVED

All units shown contain 10' Lift.

+ Add suffix to product code: H for Hook Suspension, P for Plain Trolley, G for Geared Trolley or M for Motor Driven Trolley (hook suspension is available on 7 1/2 Ton capacity.)

For Two Speed units, use Single Speed product code and specify "Two Speed."

Specify exact voltage requirements – standard voltages are 230 or 460-3-60.

ELECTRIC CHAIN HOISTS

LODESTAR XL ELECTRIC CHAIN HOIST OPTIONS & ACCESSORIES

LODESTAR XL HOIST OPTIONS

| Description | User Price |
|--|--------------------|
| Power Cord (Standard 2'6") | \$10.30 |
| Control Cord (Hook and Lug mount only – 6' Standard) | \$10.30 |
| Hand Chain for Gearing Trolley (Standard 8' of drop) | \$25.30 |
| Hoist Weatherproofing (NEMA 3R) | \$320.00 |
| Acid Protection (Hoist Only) | N/C |
| Acid Protection (Hoist & Trolley) | \$318.00 |
| Control Circuit (24 or 48 volt) (Hoist) | \$306.00 |
| Thermal Overload Protection | |
| Klixon Add for first relay | Standard \$1786.00 |
| Add for each additional relay (for Two Speed) | \$892.00 |
| Special Power Supply | |
| 380-3-50 | |
| 575-3-60 | N/C \$386.00 |

MAXIMUM LIFT THAT STANDARD FACTORY INSTALLED LIMIT SWITCHES WILL ALLOW

| Capacity (Tons) | Speed (FPM) | Reeving | Standard Switch (Ft.) (N/C) | Long Lift Switch (Ft.) \$158.00 |
|-----------------|-------------|---------|-----------------------------|---------------------------------|
| 2 | Single | 18 | 120 | 152 |
| | | 24 | 130 | 165 |
| | | 30 | 212 | 269 |
| 3 | 2-part | 9 | 60 | 76 |
| | | 12 | 64 | 82 |
| | | 15 | 106 | 134 |
| 4 | | 9 | 60 | 76 |
| | | 12 | 64 | 82 |
| | | 15 | 106 | 134 |
| 5 | 3-part | 9 | 60 | 76 |
| | | 12 | 65 | 82 |
| | | 15 | 106 | 134 |
| 6 | | 6 | 40 | 50 |
| | | 8 | 43 | 55 |
| | | 10 | 71 | 89 |
| 7-1/2 | 3-part | 6 | 40 | 50 |
| | | 10 | 71 | 89 |

CHAIN

| Unplated Chain – Additional Lift Over 10', Add | User Price |
|---|------------|
| Additional Lift Over Standard 10' – add per foot: | |
| 2 Ton – 1 Part Reeving | \$51.45 |
| 3, 4, 5 Ton – 2 Part Reeving | \$102.90 |
| 5, 6, 7-1/2 Ton – 3 Part Reeving | \$154.35 |

| Plated Chain – Additional Lift Over 10', Add | User Price |
|---|------------|
| Additional Lift Over Standard 10' – add per foot: | |
| 2 Ton – 1 Part Reeving | \$52.50 |
| 3, 4, 5 Ton – 2 Part Reeving | \$105.00 |
| 5, 6, 7-1/2 Ton – 3 Part Reeving | \$157.50 |

XL HOIST CHAIN CONTAINERS

| Product Code | Bucket Length (Inches) | Weight (Pounds) | Maximum Lift (Ft.) | | | User Price |
|--------------|------------------------|-----------------|--------------------|--------------------|---------------------|------------|
| | | | 1 Part 2 Ton | 2 Part 3, 4, 5 Ton | 3 Part 6, 7-1/2 Ton | |
| 5241 | 10 | 12 | 27 | 14 | 9 | \$1,005.00 |
| 5281 | 15 | 16 | 50 | 25 | 17 | \$1,019.00 |
| 5242 | 20 | 20 | 73 | 36 | 24 | \$1,074.00 |
| 5282 | 25 | 23 | 95 | 48 | 32 | \$1,101.00 |
| 5243 | 30 | 26 | 118 | 59 | 39 | \$1,133.00 |

2 TON TROLLEY OPTIONS

| Description | User Price |
|---|-------------------|
| Control Circuit (24 or 48 volt) (Trolley) | \$106.00 |
| Special Power Supply 380-3-50 575-3-60 | Standard \$386.00 |
| Two Extra Single-Speed Buttons | \$450.00 |
| Two Extra Two-Speed Buttons | \$550.00 |
| On / Off (for mainline disconnect) | \$456.00 |
| Mushroom Stop | \$446.00 |
| Key Selector | Apply |
| 3-Position Selector | Apply |
| Flange Adjustment (Standard S6 x 12.5 x 3-3/8" through S15 x 42.9 x 5-1/2") | Standard |
| S Beam over 5-1/2" through 7-5/8" Wide Flange over 5-5/16" through 7-7/16" | \$324.00 |
| S Beam over 7-5/8" through 8" Wide Flange over 7-7/16" through 9-9/16" | \$689.00 |
| Two-Speed Adder | Apply |
| Trolley Brake (2 Ton) | \$681.00 |
| Trolley Weatherproofing (NEMA 3R) | Standard |

3 TO 7-1/2 TON TROLLEY OPTIONS

| Description | User Price |
|--|----------------------|
| Flat tread wheels for patented track (will not negotiate switches) | \$734.00 |
| 2 Speed Trolley Adder (3:1 ratio) | \$761.00 |
| Trolley Brake | \$932.00 |
| Weatherproofing (MDT) | \$602.00 |
| Ballast Resistor | \$689.00 |
| Mainline Disconnect Panel | \$1,628.00 |
| Fuse Panel for over current protection | \$590.00 |
| Flange adjustment (standard 4" through 6-1/4") Over 6-3/8" through 8-5/8" Over 8-3/4" through 11" | \$224.00 \$320.00 |

EXTRA CHARGE FOR LODESTAR XL HOIST WITH UPPER/LOWER LATCHLOK HOOK

| Description | User Price |
|-----------------------|------------|
| 2 Ton Lower | \$540.00 |
| 2 Ton Upper | \$434.00 |
| 3 through 6 Ton Lower | \$1,111.00 |
| 3 through 6 Ton Upper | \$1,069.00 |

ELECTRIC CHAIN HOISTS

SECTION CONTENTS:

CM POWERSTAR

CM
POWERSTAR

ELECTRIC CHAIN HOISTS

CM POWERSTAR ELECTRIC CHAIN HOIST (SERIES 670)
SINGLE-SPEED / STANDARD LIFT 20'

For Lifts other than Standard, begin with 20' Lift and add extra charges as listed below.

| Capacity (Tons) | Product Code | | Hoist Lifting Speed (FPM) | MDT Speed (FPM) | Hoist HP | Reeving | User Price | | | |
|-----------------|--------------|----------|---------------------------|-----------------|----------|---------|-------------|---------------|------------------|----------------------|
| | 230-3-60 | 460-3-60 | | | | | Lug | Plain Trolley | * Geared Trolley | Motor Driven Trolley |
| 2 | 7300 | 7301 | 20 | 65 or 100 | 5 | 1 | \$24,506.00 | \$27,116.00 | \$28,512.00 | \$34,375.00 |
| | 7001 | 7002 | 24 | | 5 | | \$24,506.00 | \$27,116.00 | \$28,512.00 | \$34,375.00 |
| | 7304 | 7305 | 32 | | 5 | | \$26,443.00 | \$29,111.00 | \$30,507.00 | \$36,370.00 |
| | 7005 | 7006 | 40 | | 5 | | \$26,443.00 | \$29,111.00 | \$30,507.00 | \$36,370.00 |
| | 7308 | 7309 | 48 | | 7.5 | | \$29,047.00 | \$31,793.00 | \$33,189.00 | \$39,052.00 |
| 3 | 7312 | 7313 | 20 | 50 | 5 | 1 | \$26,082.00 | \$31,072.00 | \$31,388.00 | \$37,200.00 |
| | 7009 | 7010 | 24 | | 5 | | \$26,082.00 | \$31,072.00 | \$31,388.00 | \$37,200.00 |
| | 7316 | 7317 | 32 | | 7.5 | | \$27,235.00 | \$32,260.00 | \$32,576.00 | \$38,388.00 |
| | 7013 | 7014 | 40 | | 7.5 | | \$27,235.00 | \$32,260.00 | \$32,576.00 | \$38,388.00 |
| 4 | 7320 | 7321 | 10 | 50 | 5 | 2 | \$28,241.00 | \$33,296.00 | \$33,612.00 | \$39,424.00 |
| | 7324 | 7325 | 12 | | 5 | | \$28,241.00 | \$33,296.00 | \$33,612.00 | \$39,424.00 |
| | 7328 | 7329 | 16 | | 5 | | \$28,241.00 | \$33,296.00 | \$33,612.00 | \$39,424.00 |
| | 7332 | 7333 | 20 | | 7.5 | | \$29,211.00 | \$34,295.00 | \$34,611.00 | \$40,423.00 |
| | 7336 | 7337 | 24 | | 7.5 | | \$29,211.00 | \$34,295.00 | \$34,611.00 | \$40,423.00 |
| 5 | 7340 | 7341 | 10 | 50 | 5 | 2 | \$28,241.00 | \$33,296.00 | \$33,612.00 | \$39,424.00 |
| | 7344 | 7345 | 12 | | 5 | | \$28,241.00 | \$33,296.00 | \$33,612.00 | \$39,424.00 |
| | 7029 | 7030 | 16 | | 5 | | \$28,241.00 | \$33,296.00 | \$33,612.00 | \$39,424.00 |
| | 7348 | 7349 | 20 | | 7.5 | | \$29,211.00 | \$34,295.00 | \$34,611.00 | \$40,423.00 |
| | 7017 | 7018 | 24 | | 7.5 | | \$29,211.00 | \$34,295.00 | \$34,611.00 | \$40,423.00 |
| 6 | 7352 | 7353 | 10 | 50 | 5 | 2 | \$28,631.00 | \$33,698.00 | \$34,014.00 | \$39,826.00 |
| | 7052 | 7053 | 12 | | 5 | | \$28,631.00 | \$33,698.00 | \$34,014.00 | \$39,826.00 |
| | 7356 | 7357 | 16 | | 7.5 | | \$29,811.00 | \$34,913.00 | \$35,229.00 | \$41,041.00 |
| | 7056 | 7057 | 20 | | 7.5 | | \$29,811.00 | \$34,913.00 | \$35,229.00 | \$41,041.00 |
| 7-1/2 | 7360 | 7361 | 7 | 35 | 5 | 3 | \$40,915.00 | \$42,142.00 | \$44,327.00 | \$49,828.00 |
| | 7364 | 7365 | 8 | | 5 | | \$40,915.00 | \$42,142.00 | \$44,327.00 | \$49,828.00 |
| | 7368 | 7369 | 11 | | 5 | | \$40,915.00 | \$42,142.00 | \$44,327.00 | \$49,828.00 |
| | 7372 | 7373 | 14 | | 7.5 | | \$41,887.00 | \$43,144.00 | \$45,329.00 | \$50,830.00 |
| | 7376 | 7377 | 16 | | 7.5 | | \$41,887.00 | \$43,144.00 | \$45,329.00 | \$50,830.00 |
| 9 | 7380 | 7381 | 7 | 35 | 5 | 3 | \$44,538.00 | \$45,874.00 | \$48,059.00 | \$53,560.00 |
| | 7384 | 7385 | 8 | | 5 | | \$44,538.00 | \$45,874.00 | \$48,059.00 | \$53,560.00 |
| | 7388 | 7389 | 11 | | 7.5 | | \$45,428.00 | \$46,791.00 | \$48,976.00 | \$54,477.00 |
| | 7392 | 7393 | 13 | | 7.5 | | \$45,428.00 | \$46,791.00 | \$48,976.00 | \$54,477.00 |
| 10 | 7396 | 7397 | 7 | 35 | 5 | 3 | \$44,708.00 | \$46,049.00 | \$48,234.00 | \$53,735.00 |
| | 7400 | 7401 | 8 | | 5 | | \$44,708.00 | \$46,049.00 | \$48,234.00 | \$53,735.00 |
| | 7404 | 7405 | 11 | | 7.5 | | \$45,681.00 | \$47,051.00 | \$49,236.00 | \$54,737.00 |
| | 7408 | 7409 | 13 | | 7.5 | | \$45,681.00 | \$47,051.00 | \$49,236.00 | \$54,737.00 |
| 15 | 7428 | 7429 | 4 | 35 | 5 | 5 | \$60,205.00 | | | \$69,697.00 |
| | 7432 | 7433 | 5 | | 5 | | \$60,205.00 | | | \$69,697.00 |
| | 7436 | 7437 | 6 | | 7.5 | | \$60,879.00 | | | \$70,391.00 |
| | 7440 | 7441 | 8 | | 7.5 | | \$60,879.00 | | | \$70,391.00 |

CSA MODIFICATIONS EXTRA

* Includes hand chain drop for standard 20' Lift.

Extra Hand Chain for geared Trolley per foot of drop – \$28.70.

EXTRA CHARGE FOR CM POWERSTAR HOISTS EQUIPPED WITH LATCHLOK LOWER HOOK (NOT AVAILABLE OVER 6 TON)

| Capacity (Tons) | Product Code | User Price |
|-----------------|--------------|------------|
| 2 & 3 Ton | 1083 | \$508.00 |
| 4 through 5 Ton | 1084 | \$802.00 |

ELECTRIC CHAIN HOISTS

CM POWERSTAR ELECTRIC CHAIN HOIST (SERIES 670)
TWO-SPEED / STANDARD 20' LIFT

When ordering specify code number(s), capacity, speed, lift, power supply, suspension, and beam size.
 Standard power supply 230-3-60 or 460-3-60 – apply for other voltages not covered in User Extra Prices.

| Capacity (Tons) | Product Code | | Hoist Lifting Speed (FPM) | MDT Speed (FPM) | Hoist HP | Reeving | User Price | | | |
|-----------------|--------------|----------|---------------------------|-----------------|----------|---------|-------------|---------------|------------------|----------------------|
| | 230-3-60 | 460-3-60 | | | | | Lug | Plain Trolley | * Geared Trolley | Motor Driven Trolley |
| 2 | 7302 | 7303 | 20/7 | 65 or 100 | 5/1.7 | 1 | \$29,506.00 | \$32,116.00 | \$33,512.00 | \$39,375.00 |
| | 7003 | 7004 | 24/8 | | 5/1.7 | | \$29,506.00 | \$32,116.00 | \$33,512.00 | \$39,375.00 |
| | 7306 | 7307 | 32/11 | | 5/1.7 | | \$31,443.00 | \$34,111.00 | \$35,507.00 | \$41,370.00 |
| | 7007 | 7008 | 40/13 | | 5/1.7 | | \$31,443.00 | \$34,111.00 | \$35,507.00 | \$41,370.00 |
| | 7310 | 7311 | 48/16 | | 7.5/2.5 | | \$35,047.00 | \$37,793.00 | \$39,189.00 | \$45,052.00 |
| 3 | 7314 | 7315 | 20/7 | 50 | 5/1.7 | 1 | \$31,082.00 | \$36,072.00 | \$36,388.00 | \$42,200.00 |
| | 7011 | 7012 | 24/8 | | 5/1.7 | | \$31,082.00 | \$36,072.00 | \$36,388.00 | \$42,200.00 |
| | 7318 | 7319 | 32/11 | | 7.5/2.5 | | \$33,235.00 | \$38,260.00 | \$38,576.00 | \$44,388.00 |
| | 7015 | 7016 | 40/13 | | 7.5/2.5 | | \$33,235.00 | \$38,260.00 | \$38,576.00 | \$44,388.00 |
| 4 | 7322 | 7323 | 10/3 | 50 | 5/1.7 | 2 | \$33,241.00 | \$38,296.00 | \$38,612.00 | \$44,424.00 |
| | 7326 | 7327 | 12/4 | | 5/1.7 | | \$33,241.00 | \$38,296.00 | \$38,612.00 | \$44,424.00 |
| | 7330 | 7331 | 16/5 | | 5/1.7 | | \$33,241.00 | \$38,296.00 | \$38,612.00 | \$44,424.00 |
| | 7334 | 7335 | 20/7 | | 7.5/2.5 | | \$35,211.00 | \$40,295.00 | \$40,611.00 | \$46,423.00 |
| | 7338 | 7339 | 24/8 | | 7.5/2.5 | | \$35,211.00 | \$40,295.00 | \$40,611.00 | \$46,423.00 |
| 5 | 7342 | 7343 | 10/3 | 50 | 5/1.7 | 2 | \$33,241.00 | \$38,296.00 | \$38,612.00 | \$44,424.00 |
| | 7346 | 7347 | 12/4 | | 5/1.7 | | \$33,241.00 | \$38,296.00 | \$38,612.00 | \$44,424.00 |
| | 7031 | 7032 | 16/5 | | 5/1.7 | | \$33,241.00 | \$38,296.00 | \$38,612.00 | \$44,424.00 |
| | 7350 | 7351 | 20/7 | | 7.5/2.5 | | \$35,211.00 | \$40,295.00 | \$40,611.00 | \$46,423.00 |
| | 7019 | 7020 | 24/8 | | 7.5/2.5 | | \$35,211.00 | \$40,295.00 | \$40,611.00 | \$46,423.00 |
| 6 | 7354 | 7355 | 10/3 | 50 | 5/1.7 | 2 | \$33,631.00 | \$38,698.00 | \$39,014.00 | \$44,826.00 |
| | 7054 | 7055 | 12/4 | | 5/1.7 | | \$33,631.00 | \$38,698.00 | \$39,014.00 | \$44,826.00 |
| | 7358 | 7359 | 16/5 | | 7.5/2.5 | | \$35,811.00 | \$40,913.00 | \$41,229.00 | \$47,041.00 |
| | 7058 | 7059 | 20/7 | | 7.5/2.5 | | \$35,811.00 | \$40,913.00 | \$41,229.00 | \$47,041.00 |
| 7-1/2 | 7362 | 7363 | 7/2 | 35 | 5/1.7 | 3 | \$45,915.00 | \$47,142.00 | \$49,327.00 | \$54,828.00 |
| | 7366 | 7367 | 8/3 | | 5/1.7 | | \$45,915.00 | \$47,142.00 | \$49,327.00 | \$54,828.00 |
| | 7370 | 7371 | 11/4 | | 5/1.7 | | \$45,915.00 | \$47,142.00 | \$49,327.00 | \$54,828.00 |
| | 7374 | 7375 | 14/5 | | 7.5/2.5 | | \$47,887.00 | \$49,144.00 | \$51,329.00 | \$56,830.00 |
| | 7378 | 7379 | 16/5 | | 7.5/2.5 | | \$47,887.00 | \$49,144.00 | \$51,329.00 | \$56,830.00 |
| 9 | 7382 | 7383 | 7/2 | 35 | 5/1.7 | 3 | \$49,538.00 | \$50,874.00 | \$53,059.00 | \$58,560.00 |
| | 7386 | 7387 | 8/3 | | 5/1.7 | | \$49,538.00 | \$50,874.00 | \$53,059.00 | \$58,560.00 |
| | 7390 | 7391 | 11/4 | | 7.5/2.5 | | \$51,428.00 | \$52,791.00 | \$54,976.00 | \$60,477.00 |
| | 7394 | 7395 | 13/4 | | 7.5/2.5 | | \$51,428.00 | \$52,791.00 | \$54,976.00 | \$60,477.00 |
| 10 | 7398 | 7399 | 7/2 | 35 | 5/1.7 | 3 | \$49,708.00 | \$51,049.00 | \$53,234.00 | \$58,735.00 |
| | 7402 | 7403 | 8/3 | | 5/1.7 | | \$49,708.00 | \$51,049.00 | \$53,234.00 | \$58,735.00 |
| | 7406 | 7407 | 11/4 | | 7.5/2.5 | | \$51,681.00 | \$53,051.00 | \$55,236.00 | \$60,737.00 |
| | 7410 | 7411 | 13/4 | | 7.5/2.5 | | \$51,681.00 | \$53,051.00 | \$55,236.00 | \$60,737.00 |
| 15 | 7430 | 7431 | 4/1 | 35 | 5/1.7 | 5 | \$65,205.00 | | | \$74,697.00 |
| | 7434 | 7435 | 5/1.5 | | 5/1.7 | | \$65,205.00 | | | \$74,697.00 |
| | 7438 | 7439 | 6/2 | | 7.5/2.5 | | \$66,879.00 | | | \$76,391.00 |
| | 7442 | 7443 | 8/2.5 | | 7.5/2.5 | | \$66,879.00 | | | \$76,391.00 |

* Includes Hand Chain drop for Standard 20' Lift.

Extra Hand Chain for geared Trolley per foot of drop – \$28.70

ELECTRIC CHAIN HOISTS

CM POWERSTAR ELECTRIC CHAIN HOIST (SERIES 670)

CM POWERSTAR ACCESSORIES – SPECIAL LIFT

For Lifts over 20', begin with Standard 20' Lift and proper suspension plus appropriate extras for limit switches, chain, chain container, power and/or control cord.

No credit allowed for less than Standard 20' Lift.

| Voltage | Maximum Lift (Ft.) | Parts of Reeving | Capacity (Tons) | Extra Chain Per Ft. of Lift |
|-------------------------|---------------------------------------|------------------|-----------------|-----------------------------|
| 230-3-60 or 460-3-60 | Refer to Extra Pricing (XTRA-0623) | 1 | 2 & 3 | \$91.45 |
| | | 2 | 4 to 6 | \$182.90 |
| | | 3 | 7-1/2 to 10 | \$274.35 |
| | | 5 | 15 | \$457.25 |

CM POWERSTAR EXTRAS

| Description | User Price |
|--|-----------------|
| Power Cord (Standard Length: 2'6") Price per foot of extra length | \$10.30 |
| Control Cord (Drop is normally 4' less than Lift unless otherwise specified on order) Price Per Foot of extra drop* | \$10.30 |
| Trolley Brake | \$845.65 |
| Acid Protective Paint (Hoist Only) | Standard |
| Hoist with Plain, Geared, of Motor Driven Trolley | \$388.30 |
| Weatherproofing (Standard) | N/C |

Refer to user extra prices for options/accessories not included in this standard unit.

* Includes corresponding external chain strain relief and hardware.

CM POWERSTAR LONG LIFT CHAIN CONTAINERS – EXTRA CHARGES

Chain Container Up to 20' Lift Included in Hoist Price.

| Maximum Length of Lift (Ft.) | | | | | Length (Inches) | Diameter (Inches) | User Price |
|------------------------------|-----------------|------------------|--------|--------|--------------------|----------------------|------------|
| 2 & 3 Ton | 4 through 6 Ton | 7 through 10 Ton | 12 Ton | 15 Ton | | | |
| 40 | - | - | - | - | 20 | 10 | \$346.00 |
| 60 | 30 | - | - | - | 30 | 10 | \$755.00 |
| 86 | 43 | - | - | - | 40 | 10 | \$1,480.00 |
| - | - | 26 | - | - | 28 | 14 | \$1,710.00 |
| - | - | 33 | 25 | - | 34 | 14 | \$2,068.00 |
| - | - | 54 | 40 | 32 | 48 | 14 | \$2,439.00 |

Apply for Greater Lifts.

CSA MODIFICATIONS EXTRA

TROLLEYS



TROLLEYS

CM UNIVERSAL TROLLEYS

Directions for specifying Universal Motor Driven Trolley Model Number:

1. Identify what capacity Trolley is needed from chart. UT1 = 1 Ton, UT2 = 2 Ton, UT3 = 3 Ton
2. Identify if Trolley Type "0" or Trolley Type "1" is needed from chart referenced below ("HOW TO DETERMINE Trolley TYPE") pending the Hoist brand, reeving & mounting configuration.
3. Specify complete model number as referenced in the chart below, including if 1-speed or Two-Speed traverse is required. ("MOTORIZED UT PRODUCT CODES & PRICING").
4. Specify any additional features that might be required such as additional pendant drop, additional power cord or rubber bumpers.
5. Apply the Trolley pricing to the "lug only" pricing of the respective Hoist it is to be used with.

HOW TO SPECIFY MOTORIZED UT PRODUCT NUMBERS:

PRODUCT CODE:

UT 1 M 15 3 0

UT = "Universal Trolley"

FRAME SIZE

- 1 = 1 Ton Maximum
- 2 = 2 Ton Maximum
- 3 = 3 Ton Maximum

M = "Motorized"

1-SPEED

- 15 = 15 FPM 75 = 75 FPM
- 35 = 35 FPM

TWO-SPEED

- 15/4 = 15/4 FPM 75/19 = 75/19 FPM
- 35/9 = 35/9 FPM

VOLTAGE/TROLLEY CONTROL TYPE

- 2 = 230 V (Two-Speed)
- 3 = 230/460 V (1-Speed)
- 4 = 460 V (Two-Speed)
- 5 = 575 V (1-Speed)
- 6 = 575 V (Two-Speed)
- 7 = 200/208 V (1-Speed)
- 8 = 200/208 V (Two-Speed)

TROLLEY TYPE

- 0 = Type "0" Trolley
 - 1 = Type "1" Trolley
- (See chart to determine Trolley type.)

HOW TO DETERMINE TROLLEY TYPE

| Product | Hoist Reeving | Standard Mounting Config. | Trolley Capacity Needed | Trolley Model Type | |
|--|---------------|---------------------------|-------------------------|--------------------|------------------|
| | | | | Cross Mounted | Parallel Mounted |
| CM Shopstar | All | Cross Mounted | 1 Ton (UT1) | 0 | Not Available |
| CM Lodestar (Classic) Small Frame | All | Parallel Mounted | 1 Ton (UT1) | 0 | 0 |
| CM Lodestar (Classic) Large Frame | 1 Part | Parallel Mounted | 2 Ton (UT2) | 1 | 0 |
| | 2 Part | | 3 Ton (UT3) | 0 | |
| | 3 Part | | | | |
| CM Lodestar (NH Series) Small Frame | All | Parallel Mounted | 1 Ton (UT1) | 0 | 0 |
| CM Lodestar (NH Series) Large Frame | 1 Part | Parallel Mounted | 2 Ton (UT2) | 0 | 0 |
| | 2 Part | | 3 Ton (UT3) | 1 | |
| | 3 Part | | | | |
| Budgit BEHC / Yale KELC | 1 Part | Cross Mounted | 2 Ton (UT2) | 0 | 0 |
| | 2 Part | | 3 Ton (UT3) | 1 | |
| | 3 Part | | | | |
| Coffing JLC | All | Cross Mounted | 2 Ton (UT2) | 0 | 0 |
| Coffing EC1 (EC-516, EC-0532, EC-0564, EC-1009, EC-1016, EC-1032, EC-2004, EC-2008, EC-2012, EC-2016, EC-4006, EC-4008, EC-6005) | 1 Part | Parallel Mounted | 2 Ton (UT2) | 1 | 0 |
| | 2 Part | | 3 Ton (UT3) | 0 | |
| | 3 Part | | | | |
| Coffing EC3 (EC-2032, EC-2048, EC-4016, EC-4024, EC-6010, EC-6016) | All | Parallel Mounted | 3 Ton (UT3) | 0 | 0 |

MOTORIZED UT PRODUCT CODES & PRICING

| Capacity | Trolley Product Code | Type "0" Trolley Product Code | Type "1" Trolley Product Code | Speed (FPM) | Voltage | Flange Adjustment (Inches) | Min. Radius Curve (Inches) | HP | Weight (Pounds) | List Price |
|----------|----------------------|-------------------------------|-------------------------------|-------------|---------|----------------------------|----------------------------|-----|-----------------|------------|
| 1 Ton | UT1M1530 | UT1M1531 | UT1M1531 | 15 FPM | 230/460 | 2.3 to 8.6 | 36 | 1/3 | 65 | \$4,746.00 |
| 1 Ton | UT1M3530 | UT1M3531 | UT1M3531 | 35 FPM | 230/460 | | | | | \$4,746.00 |
| 1 Ton | UT1M7530 | UT1M7531 | UT1M7531 | 75 FPM | 230/460 | | | | | \$4,746.00 |
| 2 Ton | UT2M1530 | UT2M1531 | UT2M1531 | 15 FPM | 230/460 | | | | | \$4,839.00 |
| 2 Ton | UT2M3530 | UT2M3531 | UT2M3531 | 35 FPM | 230/460 | | | | | \$4,839.00 |
| 2 Ton | UT2M7530 | UT2M7531 | UT2M7531 | 75 FPM | 230/460 | | | | | \$5,322.00 |
| 3 Ton | UT3M1530 | UT3M1531 | UT3M1531 | 15 FPM | 230/460 | | \$5,322.00 | | | |
| 3 Ton | UT3M3530 | UT3M3531 | UT3M3531 | 35 FPM | 230/460 | | \$5,322.00 | | | |
| 3 Ton | UT3M7530* | UT3M7531* | UT3M7531* | 75 FPM | 230/460 | | \$5,322.00 | | | |
| 1 Ton | UT1M1570 | UT1M1571 | UT1M1571 | 15 FPM | 208 | | 45 | 1/3 | 65 | \$4,746.00 |
| 1 Ton | UT1M3570 | UT1M3571 | UT1M3571 | 35 FPM | 208 | | | | | \$4,746.00 |
| 1 Ton | UT1M7570 | UT1M7571 | UT1M7571 | 75 FPM | 208 | | | | | \$4,746.00 |
| 2 Ton | UT2M1570 | UT2M1571 | UT2M1571 | 15 FPM | 208 | \$4,839.00 | | | | |
| 2 Ton | UT2M3570 | UT2M3571 | UT2M3571 | 35 FPM | 208 | \$4,839.00 | | | | |
| 2 Ton | UT2M7570 | UT2M7571 | UT2M7571 | 75 FPM | 208 | \$5,322.00 | | | | |
| 3 Ton | UT3M1570 | UT3M1571 | UT3M1571 | 15 FPM | 208 | 55 | 1/3 | 105 | \$5,322.00 | |
| 3 Ton | UT3M3570 | UT3M3571 | UT3M3571 | 35 FPM | 208 | | | | \$5,322.00 | |
| 3 Ton | UT3M7570* | UT3M7571* | UT3M7571* | 75 FPM | 208 | | | | \$5,322.00 | |

* 75 or 75/19 FPM traverse is available on 3-Ton Trolleys when used with Hoists rated 2 Ton capacity or less.

For Mounting Configuration other than standard: Consult factory.

PENDANT:
Four Button control station included for operating Single or Two Speed Hoist. 16' pendant drop included as standard. For additional drop, please apply \$10.30 list per foot

POWER CORD:
1' power cord included on standard model numbers. If longer power cord length is needed, please specify upon order. Up to 10' power cord can be supplied for no additional charge. For additional length beyond 10', please apply \$10.30 list per foot (NOTE: Coffing JLC & Coffing EC chain Hoists are furnished with pendant & power cord assemblies off Hoist as standard. If Trolleys are ordered for field installation with one of these Hoists, the pendant & power cord assemblies will have to be removed, and Hoist wired to universal motorized Trolley.)

Trolley GUARDS:
Included as standard equipment. If pre-installed rubber bumpers are also required for plain and geared Trolley, please specify and apply \$124.00 list. Trolley guards with rubber bumpers standard on motorized Trolley.

COLLECTOR BAR & BRACKET:
Shipped loose. If required, please specify and apply \$169.00 list.

Two-Speed Trolley CONTROL (4:1):
Specify required Two-Speed traverse and apply \$694.00 list.



TROLLEYS


UNIVERSAL TROLLEY UNIT LIST PRICE

PLAIN TROLLEYS

| Product Code | Item Description | Weight | List Price |
|--------------|---|--------|------------|
| UT1 | CM Universal Trolley – 1 Ton, Plain | 24 | \$302.00 |
| UT2 | CM Universal Trolley – 2 Ton, Plain | 40 | \$391.00 |
| UT3 | CM Universal Trolley – 3 Ton, Plain | 76 | \$785.00 |
| UT1H | CM Universal Trolley – 1 Ton, Plain with Clevis | 25 | \$368.00 |
| UT2H | CM Universal Trolley – 2 Ton, Plain with Clevis | 41 | \$510.00 |
| UT3H | CM Universal Trolley – 3 Ton, Plain with Clevis | 77 | \$968.00 |

NOTE: UT1 and UT1G Trolleys are only applicable to Budgit 2200, Coffing CAH (Small Frame), CM AirStar, Yale YALC, CM (Small Frame) Lodestar, CM Valustar, CM ShopStar, CM ShopAir, and Budgit Series 600 with up to 1 Ton capacity.

All other chain Hoist models (up to 1 Ton capacity) are designed to fit the 2 Ton UT as standard; these models will not adapt to a 1 Ton UT.

GEARED TROLLEYS

| Product Code | Item Description | Weight | List Price |
|--------------|--|--------|------------|
| UT1G | CM Universal Trolley – 1 Ton, Geared | 41 | \$570.00 |
| UT2G | CM Universal Trolley – 2 Ton, Geared | 57 | \$649.00 |
| UT3G | CM Universal Trolley – 3 Ton, Geared | 95 | \$1,019.00 |
| UT1GH | CM Universal Trolley – 1 Ton, Geared with Clevis | 42 | \$632.00 |
| UT2GH | CM Universal Trolley – 2 Ton, Geared with Clevis | 58 | \$760.00 |
| UT3GH | CM Universal Trolley – 3 Ton, Geared with Clevis | 96 | \$1,192.00 |

Universal Geared Trolleys furnished with 20' hand chain drop as standard. Additional hand chain drop available in 10' increments up to 50' drop. If additional hand chain is required, please specify and apply \$72.00 list per 10' increment.

Included as standard equipment on both plain & geared Trolleys. If pre-installed rubber bumpers are required for plain and geared Trolleys, please specify and apply \$124.00 list. Trolley guards with rubber bumpers standard on motorized Trolley.


UNIVERSAL TROLLEY LUGS / COMPONENTS / ACCESSORIES

| Product Code | Item Description | List Price |
|--------------|--|------------|
| 20655K | CM Shopstar/ CM ShopAir / Budgit Series 600, 1- & 2-Part Reeved, Cross Mount Assembly | \$80.00 |
| 2992UT | CM Lodestar (Classic), Small Frame Units / CM Valustar, 1-Part Reeved, Parallel Mount Assembly | \$210.00 |
| 2992UTC | CM Lodestar (Classic), Small Frame Units / CM Valustar, 1-Part Reeved, Cross Mount Assembly | \$210.00 |
| 2993UT | CM Lodestar (Classic), Small Frame Units / CM Valustar, 2-Part Reeved, Cross & Parallel Mount Assembly | \$324.00 |
| 3677UT | CM Lodestar (Classic), Large Frame Units / CM Valustar, 1-Part Reeved, Cross & Parallel Mount Assembly | \$264.00 |
| 3668UT | CM Lodestar (Classic), Large Frame Units / CM Valustar, 2-Part Reeved, Cross & Parallel Mount Assembly | \$343.00 |
| 9561UT | CM Lodestar (Classic), Large Frame Units, 3-Part Reeved, Cross & Parallel Mount Assembly | \$348.00 |
| 2992NHUT | CM Lodestar (NH Series), Small Frame Units, 1-Part Reeved, Parallel Mount Assembly | \$210.00 |
| 2992NHUTC | CM Lodestar (NH Series), Small Frame Units, 1-Part Reeved, Cross Mount Assembly | \$210.00 |
| 2993NHUT | CM Lodestar (NH Series), Small Frame Units, 2-Part Reeved, Cross & Parallel Mount Assembly | \$324.00 |
| 3677NHUT | CM Lodestar (NH Series), Large Frame Units, 1-Part Reeved, Cross & Parallel Mount Assembly | \$264.00 |
| 3668NHUT | CM Lodestar (NH Series), Large Frame Units, 2-Part Reeved, Cross & Parallel Mount Assembly | \$343.00 |
| 9561NHUT | CM Lodestar (NH Series), Large Frame Units, 3-Part Reeved, Cross & Parallel Mount Assembly | \$348.00 |
| 23456925 | CM Airstar 6 / Budgit BEHC / Budgit 6000 / Yale KELC / Yale KALC, 1-Part Reeved, Cross & Parallel Mount Assembly | \$106.00 |
| 32560625K | CM Airstar 6 / Budgit BEHC / Budgit 6000 / Yale KELC / Yale KALC, 2-Part Reeved, Cross & Parallel Mount Assembly | \$151.00 |
| 50796125 | CM Airstar 6 / Budgit BEHC / Budgit 6000 / Yale KELC / Yale KALC, 3-Part Reeved, Cross & Parallel Mount Assembly | \$723.00 |
| 23561201 | Budgit 2200 / CM Airstar / Yale YALC, 1-Part Reeved, Cross Mount Assembly | \$156.00 |
| 23561202 | Budgit 2200 / CM Airstar / Yale YALC, 1-Part Reeved, Parallel Mount Assembly | \$185.00 |
| 23561203 | Budgit 2200 / CM Airstar / Yale YALC, 2-Part Reeved, Cross Mount Assembly | \$252.00 |
| 23561204 | Budgit 2200 / CM Airstar / Yale YALC, 2-Part Reeved, Parallel Mount Assembly | \$238.00 |
| 33337901 | Coffing JLC 1- & 2-Part Reeved, Parallel Mount Assembly | \$269.00 |
| 33337901C | Coffing JLC 1- & 2-Part Reeved, Cross Mount Assembly | \$269.00 |
| 33337902 | Coffing EC1, 1- & 2-Part Reeved, Cross & Parallel Mount Assembly | \$354.00 |
| 33337903 | Coffing EC1, 3-Part Reeved, Cross & Parallel Mount Assembly | \$506.00 |
| 33337904 | Coffing EC3, 1- & 2-Part Reeved, Cross & Parallel Mount Assembly | \$461.00 |
| 11843110 | CM Hand Drive Assembly, UT1G & UT2G | \$354.00 |
| 33336310 | CM Hand Drive Assembly, UT3G | \$354.00 |
| 33337905 | CM Universal Trolley Bumper Kit, 1, 2 & 3 Ton | \$102.00 |
| 11843111 | CM UT Collector Bar & Bracket Kit, 1 & 2 Ton | \$221.00 |
| 33336311 | CM UT Collector Bar & Bracket Kit, 3 Ton | \$210.00 |

CORD KITS

Cord kits are required to attach the Trolley to the appropriate Hoist.

| Product Code | Item Description | List Price |
|--------------|---------------------------|------------|
| 33337940 | JLC Cord Kit | \$76.00 |
| 33337941 | EC1 Cord Kit | \$74.00 |
| 33337942 | EC3 Cord Kit | \$76.00 |
| 33337952 | Shopstar Cord Kit | \$123.00 |
| 33337950 | V1 Lodestar, Classic & NH | \$128.00 |
| 33337951 | V2 Lodestar, Classic & NH | \$128.00 |
| 33337946 | Manguard | \$76.00 |

TROLLEYS

**CM UNIVERSAL TROLLEY & SUSPENSION KIT
ORDERING GUIDE FOR ELECTRIC & AIR CHAIN HOISTS**

The CM Universal Trolley is designed to suspend several electric and air chain Hoist models that are part of the CMCO family of brands.

Select the appropriate Suspension Kit for your specific Hoist listed below.*

* When ordering a UT Trolley, refer to this chart for the appropriate capacity Trolley & suspension kit.

NOTE: UT1 and UT1G Trolleys are only applicable to Budgit 2200, CM AirStar, Yale YAL, CM (Small Frame) Lodestar,

CM Valustar, CM ShopStar, CM ShopAir, and Budgit Series 600 with up to 1 Ton capacity.

All other chain Hoist models (up to 1 Ton capacity) are designed to fit the 2 Ton UT as standard; these models will not adapt to a 1 Ton UT.

| Hoist | Reeving | Mounting Position | Trolley | Suspension Kit |
|--|---------|-------------------|---------|----------------|
| CM SHOPSTAR | 1 & 2 | CROSS | UT1 | 20655K |
| CM LODESTAR (CLASSIC) (V1) (Small Frame) / CM Valustar (All Capacities) | 1 | PARALLEL | UT1 | 2992UT |
| CM LODESTAR (CLASSIC) (V1) (Small Frame) / CM Valustar (All Capacities) | 1 | CROSS | UT1 | 2992UTC |
| CM LODESTAR (CLASSIC) (V1) (Small Frame) / CM Valustar (All Capacities) | 2 | CROSS OR PARALLEL | UT1 | 2993UT |
| CM LODESTAR (CLASSIC) (V2) (Large Frame) / CM Valustar (All Capacities) | 1 | CROSS OR PARALLEL | UT2 | 3677UT |
| CM LODESTAR (CLASSIC) (V2) (Large Frame) / CM Valustar (All Capacities) | 2 | CROSS OR PARALLEL | UT2 | 3668UT |
| CM LODESTAR (CLASSIC) (V2) (Large Frame) (All Capacities) | 3 | CROSS OR PARALLEL | UT3 | 9561UT |
| CM LODESTAR (NH) (V1) (Small Frame) (All Capacities) | 1 | PARALLEL | UT1 | 2992NHUT |
| CM LODESTAR (NH) (V1) (Small Frame) (All Capacities) | 1 | CROSS | UT1 | 2992NHUTC |
| CM LODESTAR (NH) (V1) (Small Frame) (All Capacities) | 2 | CROSS OR PARALLEL | UT1 | 2993NHUT |
| CM LODESTAR (NH) (V2) (Large Frame) (All Capacities) | 1 | CROSS OR PARALLEL | UT2 | 3677NHUT |
| CM LODESTAR (NH) (V2) (Large Frame) (All Capacities) | 2 | CROSS OR PARALLEL | UT2 | 3668NHUT |
| CM LODESTAR (NH) (V2) (Large Frame) (All Capacities) | 3 | CROSS OR PARALLEL | UT3 | 9561NHUT |
| BUDGIT BEHC / YALE KELC (All Capacities) | 1 | CROSS OR PARALLEL | UT2 | 23456925 |
| BUDGIT BEHC / YALE KELC (All Capacities) | 2 | CROSS OR PARALLEL | UT2 | 32560625K |
| CM AIRSTAR 6 / BUDGIT BEHC / BUDGIT 6000 (All Capacities) | 3 | CROSS OR PARALLEL | UT3 | 50796125 |
| CM AIRSTAR 6 / BUDGIT 6000 / YALE KALC (All Capacities) | 1 | CROSS OR PARALLEL | UT2 | 23456925 |
| CM AIRSTAR 6 / BUDGIT 6000 / YALE KALC (All Capacities) | 2 | CROSS OR PARALLEL | UT2 | 32560625K |
| BUDGIT 2200 / CM AIRSTAR / YALE YALC (All Capacities) | 1 | CROSS | UT1 | 23561201 |
| BUDGIT 2200 / CM AIRSTAR / YALE YALC (All Capacities) | 1 | PARALLEL | UT1 | 23561202 |
| BUDGIT 2200 / CM AIRSTAR / YALE YALC ((All Capacities) | 2 | CROSS | UT1 | 23561203 |
| BUDGIT 2200 / CM AIRSTAR / YALE YALC (All Capacities) | 2 | PARALLEL | UT1 | 23561204 |
| COFFING JLC (All Capacities) | 1 & 2 | PARALLEL | UT2 | 33337901 |
| COFFING JLC (All Capacities) | 1 & 2 | CROSS | UT2 | 33337901C |
| COFFING EC1 (All Capacities) | 1 & 2 | CROSS OR PARALLEL | UT2 | 33337902 |
| COFFING EC1 (All Capacities) | 3 | CROSS OR PARALLEL | UT3 | 33337903 |
| COFFING EC3 (Plain & Motorized Trolleys Only) (All Capacities up to 3 Ton Maximum) | 1 & 2 | CROSS OR PARALLEL | UT3 | 33337904 |

UNIVERSAL TROLLEY CLEVIS

| Capacity | Part Number | Price |
|------------------|-------------|----------|
| 1 Ton | 550051 | \$69.00 |
| 1-1/2 Ton, 2 Ton | 550059 | \$131.00 |
| 3 Ton | 550073 | \$205.00 |

BUDGIT Hoists TROLLEY ADAPTOR LINKS

FOR USE WITH HOOK SUSPENSION TROLLEYS.

| Catalog Number | User Price |
|-------------------------------------|------------|
| 40281 For 1/4 and 1/2 Ton Trolleys | \$80.00 |
| 40282 For 1 Ton Trolleys | \$80.00 |
| 40283 For 1-1/2, 2 & 3 Ton Trolleys | \$80.00 |

TROLLEYS

BUDGIT[®] Hoists HEAVY DUTY RIGID MOUNT TROLLEYS

| Push Type Trolleys – Trolleys for Standard Flange I-Beams | | | | | | Hand Geared Trolleys – Trolleys for Standard Flange I-Beams | | | | | |
|---|-----------------|-----------------|--------------------------------|-----------------------|------------|---|-----------------|-----------------|--------------------------------|-----------------------|------------|
| Catalog Number | Capacity (Tons) | Weight (Pounds) | Adjust to Fit These Beam Sizes | | User Price | Catalog Number | Capacity (Tons) | Weight (Pounds) | Adjust to Fit These Beam Sizes | | User Price |
| | | | Minimum Beam Depth (Inches) | Flange Width (Inches) | | | | | Minimum Beam Depth (Inches) | Flange Width (Inches) | |
| 900211 | 1 | 40 | 6 | 3 to 5 | \$864.00 | 900261 | 1 | 55 | 6 | 3 to 5 | \$2,114.00 |
| 900221 | 2 | 50 | 6 | 3-5/8 to 6 | \$1,339.00 | 900271 | 2 | 65 | 6 | 3-5/8 to 6 | \$2,715.00 |
| 900231 | 3 & 4 | 85 | 6 | 4 to 6-1/4 | \$1,981.00 | 900281 | 3 & 4 | 100 | 6 | 4 to 6-1/4 | \$3,666.00 |
| 900241 | 5 & 6 | 150 | 8 | 4 to 6-1/4 | \$2,746.00 | 900291 | 5 & 6 | 165 | 8 | 4 to 6-1/4 | \$4,064.00 |
| PUT07 | 7-1/2 | 150 | 8 | 4 to 6-1/4 | \$2,557.00 | HGT07 | 7-1/2 | 165 | 8 | 4 to 6-1/4 | \$3,855.00 |
| Spark Resistant Models (For Manual Hoists) | | | | | | Spark Resistant Models (For Manual Hoists) | | | | | |
| 900216 | 1 | 40 | 6 | 3 to 5 | \$2,485.00 | 900266 | 1 | 55 | 6 | 3 to 5 | \$4,232.00 |
| 900226 | 2 | 50 | 6 | 3-5/8 to 6 | \$3,125.00 | 900276 | 2 | 65 | 6 | 3-5/8 to 6 | \$4,848.00 |
| 900236 | 3 & 4 | 85 | 6 | 4 to 6-1/4 | \$4,034.00 | 900286 | 3 & 4 | 100 | 6 | 4 to 6-1/4 | \$6,009.00 |
| 900246 | 5 & 6 | 150 | 8 | 4 to 6-1/4 | \$5,379.00 | 900296 | 5 & 6 | 165 | 8 | 4 to 6-1/4 | \$7,026.00 |
| Spark Resistant Models (For Air Hoists) | | | | | | Spark Resistant Models (For Air Hoists) | | | | | |
| ¥ 900216 | 1/2 to 3/4 | 40 | 6 | 3 to 5 | \$2,485.00 | ¥ 900266 | 1/2 to 3/4 | 55 | 6 | 3 to 5 | \$4,232.00 |
| ¥ 900226 | 1 | 50 | 6 | 3-5/8 to 6-1/4 | \$3,125.00 | ¥ 900276 | 1 | 65 | 6 | 3-5/8 to 6-1/4 | \$4,848.00 |
| 900236 | 2 | 85 | 6 | 4 to 6 | \$4,034.00 | 900286 | 2 | 100 | 6 | 4 to 6 | \$6,009.00 |

* For longer than standard 9'6" hand chain drop, add \$12.90 per foot.
 Spark and corrosion resistant models, add \$31.10 per foot for aluminum hand chain.

¥ For use on "6000" series only.

For drop stops add:
 Steel only \$666.00
 With rubber bumpers \$1,177.00


WIDER FLANGE BEAMS – ADD PRICES APPLY TO PUSH OR HAND GEARED, STANDARD OR SPARK RESISTANT

| Capacity (Tons) | Standard Flange Range (Inches) | Extended Flange Range | | | |
|-----------------|--------------------------------|-------------------------------------|-----------|-------------------------------------|-----------|
| | | 1st Extension Flange Range (Inches) | Price Add | 2nd Extension Flange Range (Inches) | Price Add |
| 1 | 3 to 5 | 5-1/8 to 7-1/4 | \$185.00 | 7-1/2 to 9-1/8 | \$293.00 |
| 2 | 3-5/8 to 6 | 6-1/4 to 8-5/8 | \$181.00 | 8-7/8 to 11-1/4 | \$293.00 |
| 3, 4 | 4 to 6-1/4 | 6-3/8 to 8-5/8 | \$237.00 | 8-3/4 to 11 | \$364.00 |
| 5, 6 | 4 to 6-1/4 | 6-3/8 to 8-5/8 | \$237.00 | 8-3/4 to 11 | \$364.00 |
| 7 1/2 | 4 to 6-1/4 | 6-3/8 to 8-5/8 | \$237.00 | 8-3/4 to 11 | \$364.00 |

PATENTED TRACK (PRICE FOR COMPLETE TROLLEY)

| Capacity (Tons) | Push Type | | | | Hand Geared | | | |
|-----------------|----------------|------------|-----------------|------------|----------------|------------|-----------------|------------|
| | Standard | | Spark Resistant | | Standard | | Spark Resistant | |
| | Catalog Number | User Price | Catalog Number | User Price | Catalog Number | User Price | Catalog Number | User Price |
| 1 | 900215 | \$1,510.00 | 900220 | \$3,085.00 | 900265 | \$2,475.00 | 900270 | \$3,855.00 |
| 2 | 900225 | \$1,663.00 | 900230 | \$3,001.00 | 900275 | \$2,689.00 | 900280 | \$4,055.00 |
| 3, 4 | 900235 | \$2,261.00 | 900240 | \$4,086.00 | 900285 | \$3,254.00 | 900290 | \$4,975.00 |
| 5, 6 | 900245 | \$3,275.00 | 900250 | \$5,143.00 | 900295 | \$4,703.00 | 900300 | \$6,515.00 |

NOTE: For 7-1/2 Ton, consult factory.



TROLLEYS

CM COFFING HOISTS BUDGIT Hoists Yale HOISTS SERIES 632 PLAIN BALL BEARING TROLLEY

| Capacity | | Product Code | Minimum Beam Height (Inches) | I-Beam Width (Inches) | Minimum Radius Curve (Inches) | Wheel Diameter (Inches) | Weight (Pounds) | User Price |
|----------------|------------|--------------|------------------------------|-----------------------|-------------------------------|-------------------------|-----------------|------------|
| Pounds | Tons | | | | | | | |
| 500 to 1,000 | 1/4 to 1/2 | 3222 | 4 | 2-5/8 to 5-1/16 | 7 | 2-3/4 | 10 | \$446.00 |
| 2,000 | 1 | 3224 | 4 | 2-5/8 to 5-1/16 | 7 | 2-3/4 | 12 | \$530.00 |
| 3,000 to 4,000 | 2 | 3226 | 6 | 3-3/8 to 5-5/8 | 10 | 3-1/2 | 25 | \$863.00 |
| 6,000 | 3 | 3230 | 8 | 4 to 6-1/4 | 10 | 3-1/2 | 33 | \$1,518.00 |

Prices apply to standard flange adjustments.
Apply for prices on other than standard.

CM COFFING HOISTS BUDGIT Hoists Yale HOISTS CTP TROLLEY

| Model Number | Capacity | | Product Code | I-Beam Width (Inches) | Minimum Radius Curve (Inches) | Wheel Diameter (Inches) | Weight (Pounds) | User Price |
|--------------|----------|------|--------------|-----------------------|-------------------------------|-------------------------|-----------------|------------|
| | Pounds | Tons | | | | | | |
| CTP/A 1T | 2,200 | 1 | 5500024 | 2-1/4 to 6 | 24 | 2.36 | 5.5 | \$427.00 |
| CTP/A 2T | 4,400 | 2 | 5500025 | 3 to 7-7/8 | 35 | 3.27 | 21.8 | \$597.00 |
| CTP/B 2T | 4,400 | 2 | 5500026 | 7 7/8 to 11 7/8 | 35 | 3.27 | 22.7 | \$632.00 |
| CTP/A 3 T | 6,600 | 3 | 5500027 | 3 to 7/8 | 45 | 4.37 | 38.6 | \$813.00 |
| CTP/B 3T | 6,600 | 3 | 5500028 | 7 7/8 to 12 1/2 | 45 | 4.37 | 43 | \$864.00 |

TROLLEYS

COFFING[®] LT PLAIN MODELS*

| Model Number | Capacity | | Minimum Beam Height (Inches) | I-Beam Width (Inches) | Minimum Radius Curve (Inches) | Wheel Diameter (Inches) | Weight (Pounds) | User Price |
|-------------------------------|----------|-----|------------------------------|-----------------------|-------------------------------|-------------------------|-----------------|------------|
| | Lbs. | Ton | | | | | | |
| LT-05-P** | 500 | 1/4 | 4 | 2-5/8 to 4-5/8 | 30 | 3-1/8 | 15 | \$408.00 |
| LT-10-P** | 1000 | 1/2 | 4 | 2-5/8 to 4-5/8 | 30 | 3-1/8 | 15 | \$408.00 |
| LT-20-P** | 2000 | 1 | 5 | 3 to 5 | 36 | 4 | 23 | \$504.00 |
| LT-20-WP | 2000 | 1 | 5 | 5-1/4 to 7-3/8 | 36 | 4 | 24 | \$689.00 |
| LT-40-P [†] | 4000 | 2 | 6 | 3-3/8 to 6 | 48 | 4-15/16 | 43 | \$855.00 |
| LT-40-WP [†] | 4000 | 2 | 6 | 6-1/4 to 8-7/8 | 48 | 4-15/16 | 44 | \$981.00 |
| LT-60-P [†] | 6000 | 3 | 6 | 3-3/8 to 6 | 48 | 4-15/16 | 50 | \$1,177.00 |
| LT-60-WP [†] | 6000 | 3 | 6 | 6-1/8 to 8-7/8 | 48 | 4-15/16 | 52 | \$1,561.00 |
| LT-60-WFP [†] | 6000 | 3 | 6 | 9 to 11 | 48 | 4-15/16 | 54 | \$1,689.00 |
| Spark-Resistant Models | | | | | | | | |
| LT-07-S | 750 | 3/8 | 4 | 2-5/8 to 4-5/8 | 30 | 3 1/8 | 15 | \$3,825.00 |
| LT-10-S | 1000 | 1/2 | 5 | 3 to 5 | 42 | 4 | 23 | \$4,133.00 |
| LT-15-S | 1500 | 3/4 | 5 | 3 to 5 | 42 | 4 | 23 | \$4,133.00 |
| LT-20-S | 2000 | 1 | 6 | 3 3/8 to 6 | 48 | 4 15/16 | 45 | \$4,807.00 |
| LT-40-S-HD | 4000 | 2 | 8 | 4-3/8 to 6-1/4 | 48 | 4 | 85 | P.O.A. |

COFFING[®] LT GEARED MODELS*

| Model Number | Capacity | | Minimum Beam Height (Inches) | I-Beam Width (Inches) | Minimum Radius Curve (Inches) | Wheel Diameter (Inches) | Weight (Pounds) | User Price | Extra Hand Chain (Per Foot) |
|-------------------------------|----------|-----|------------------------------|-----------------------|-------------------------------|-------------------------|-----------------|------------|-----------------------------|
| | Lbs. | Ton | | | | | | | |
| LT-20-G [†] | 2000 | 1 | 5 | 3 to 5 | 42 | 4 | 40 | \$1,602.00 | \$18.40 |
| LT-20-WG [†] | 2000 | 1 | 5 | 5-1/4 to 7-3/8 | 42 | 4 | 41 | \$1,825.00 | |
| LT-40-G [†] | 4000 | 2 | 6 | 3-3/8 to 6 | 48 | 4-15/16 | 57 | \$1,883.00 | |
| LT-40-WG [†] | 4000 | 2 | 6 | 6-1/4 to 8-7/8 | 48 | 4-15/16 | 58 | \$2,076.00 | |
| LT-60-G [†] | 6000 | 3 | 6 | 3-3/8 to 6 | 48 | 4-15/16 | 65 | \$2,395.00 | |
| LT-60-WG [†] | 6000 | 3 | 6 | 6-1/8 to 8-7/8 | 48 | 4-15/16 | 67 | \$2,575.00 | |
| LT-60WFG [†] | 6000 | 3 | 6 | 9 to 11 | 48 | 4-15/16 | 68 | \$2,669.00 | |
| Spark-Resistant Models | | | | | | | | | |
| LT-10-SG [†] | 1000 | 1/2 | 5 | 3 to 5 | 42 | 4 | 40 | \$7,169.00 | \$40.50 |
| LT-15-SG [†] | 1500 | 3/4 | 5 | 3-3/8 to 6 | 42 | 4 | 40 | \$7,169.00 | |
| LT-20-SG [†] | 2000 | 1 | 6 | 3-3/8 to 6 | 48 | 4-15/16 | 57 | \$7,850.00 | |
| LT-40-SG [†] | 4000 | 2 | 8 | 4-3/8 to 6-1/4 | 48 | 4 | 100 | \$5,854.00 | |

* NOTE: Specify complete beam specifications when ordering. For Patented Track applications, consult factory.
 Spark & Corrosion Resistant models are equipped with beryllium copper wheels and vinyl covered bumpers.
 1 and 2-Ton Trolleys are metric rated.

[†] Equipped with bumpers.

COFFING[®] PUSH TYPE LT TROLLEYS FOR 3-1/4 INCH. PATENTED TRACK (FOR LUG TYPE HOISTS.)

| Model Number | Capacity | | Wheel Diameter (Inches) | User Price |
|--------------|----------|-----|-------------------------|------------|
| | Lbs. | Ton | | |
| 900385 | 500 | 1/4 | 4 | \$1,199.00 |
| 900385 | 1000 | 1/2 | 4 | \$1,199.00 |
| 900385 | 2000 | 1 | 4 | \$1,199.00 |
| 900386 | 4000 | 2 | 5 | \$1,271.00 |

TROLLEYS

COFFING *CT-A PLAIN MODELS
HOISTS

| Model Number | Product Code | Capacity (Ton) | Beam Height (Inches) | Flange Width (Inches) | Minimum Radius (Inches) | Number of Wheels | Weight (Pounds) | User Price |
|--------------|--------------|----------------|----------------------|-----------------------|-------------------------|------------------|-----------------|------------|
| CTA-05P | 09208W | 1/4 | 6 to 18 | 3-1/3 to 7 | 48 | 4 | 45 | \$747.00 |
| CTA-10P | 09209W | 1/2 | 6 to 18 | 3-1/3 to 7 | 48 | 4 | 45 | \$747.00 |
| CTA-20P | 09210W | 1 | 6 to 18 | 3-1/3 to 7 | 48 | 4 | 45 | \$747.00 |
| CTA-40P | 09211W | 2 | 6 to 18 | 3-1/3 to 7 | 48 | 4 | 45 | \$1,065.00 |
| CTA-60P | 09212W | 3 | 6 to 18 | 3-1/3 to 7 | 48 | 4 | 60 | \$1,358.00 |
| CTA-80P | 09270W | 4 | 8 to 18 | 4 to 7 | ** | 8 | 170 | \$1,877.00 |
| CTA-100P | 09271W | 5 | 8 to 18 | 4 to 7 | ** | 8 | 170 | \$2,464.00 |

NOTE: For patented Track and Wide Flange applications – see page 28.

* Specify complete beam specifications when ordering.

** 4 to 5-Ton straight track only. Articulated model for 48" minimum radius curved track available; price on application.

COFFING *CT-A GEARED MODELS
HOISTS
STANDARD HAND CHAIN DROP 6'

| Model Number | Product Code | Capacity (Ton) | Beam Height (Inches) | Flange Width (Inches) | Minimum Radius (Inches) | Number of Wheels | Weight (Pounds) | User Price | Extra Hand Chain Per Foot † |
|--------------|--------------|----------------|----------------------|-----------------------|-------------------------|------------------|-----------------|------------|-----------------------------|
| CTA-05G | 09230W | 1/4 | 6 to 18 | 3-1/3 to 7 | 48 | 4 | 75 | \$1,524.00 | \$22.00 |
| CTA-10G | 09231W | 1/2 | 6 to 18 | 3-1/3 to 7 | 48 | 4 | 75 | \$1,524.00 | |
| CTA-20G | 09232W | 1 | 6 to 18 | 3-1/3 to 7 | 48 | 4 | 75 | \$1,524.00 | |
| CTA-40G | 09233W | 2 | 6 to 18 | 3-1/3 to 7 | 48 | 4 | 75 | \$1,803.00 | |
| CTA-60G | 09234W | 3 | 6 to 18 | 3-1/3 to 7 | 48 | 4 | 80 | \$2,485.00 | |
| CTA-80G | 09280W | 4 | 8 to 18 | 4 to 7 | ** | 8 | 180 | \$2,721.00 | |
| CTA-100G | 09281W | 5 | 8 to 18 | 4 to 7 | ** | 8 | 180 | \$3,511.00 | |

NOTE: For patented Track and Wide Flange applications – see page 28.

* Specify complete beam specifications when ordering.

** 4 to 5 Ton straight track only. Articulated model for 48" minimum radius curved track available; price on application.

† Per foot of drop.

TROLLEY ACCESSORIES

TRACK CLAMPS

Hand Chain Wheel Operated, Standard Hand Chain Drop 6'.

| Models and Capacities | User Price | Extra Hand Chain Per Foot † |
|---|------------|-----------------------------|
| CT & MT 1/4 to 3 Ton Models, Plain & Geared | \$1,900.00 | \$22.20 |

† Per foot of drop.

HTP & HTG TROLLEY – STANDARD MODELS

ALL PRICING IN US FUNDS.

| Capacity (Tons) | Product Code | | Flange Width (Inches) | | Thickness (Inches) | Min Radius (Inches) | Weight (Pounds) | User Price | |
|-----------------|---------------|---------------------|-----------------------|---------|--------------------|---------------------|-----------------|---------------|---------------------|
| | Plain Trolley | Hand Geared Trolley | Min | Maximum | | | | Plain Trolley | Hand Geared Trolley |
| 1/2 Ton | HTP0050A | HTG0050A | 1.97 | 8.67 | 0.99 | 35.43 | 18 | \$249.00 | \$526.00 |
| 1 Ton | HTP0100A | HTG0100A | 1.97 | 8.67 | 0.99 | 35.43 | 20 | \$293.00 | \$554.00 |
| 2 Ton | HTP0200A | HTG0200A | 2.60 | 8.67 | 0.99 | 45.28 | 35 | \$407.00 | \$668.00 |
| 3 Ton | HTP0300A | HTG0300A | 2.92 | 8.67 | 0.99 | 55.12 | 71 | \$774.00 | \$953.00 |
| 5 Ton | HTP0500A | HTG0500A | 3.55 | 8.67 | 0.99 | 70.87 | 106 | \$1,178.00 | \$1,311.00 |
| 1/2 Ton | HTP0050B | HTG0050B | 6.30 | 11.82 | 1.58 | 35.43 | 23 | \$289.00 | \$578.00 |
| 1 Ton | HTP0100B | HTG0100B | 6.30 | 11.82 | 1.58 | 35.43 | 26 | \$353.00 | \$618.00 |
| 2 Ton | HTP0200B | HTG0200B | 6.30 | 11.82 | 1.58 | 45.28 | 43 | \$474.00 | \$769.00 |
| 3 Ton | HTP0300B | HTG0300B | 6.30 | 11.82 | 1.58 | 55.12 | 79 | \$832.00 | \$1,005.00 |
| 5 Ton | HTP0500B | HTG0500B | 7.09 | 11.82 | 1.58 | 70.87 | 115 | \$1,242.00 | \$1,363.00 |
| 10 Ton | N/A | HTG1000B | 4.93 | 12.21 | 1.58 | 70.87 | 229 | - | \$2,553.00 |
| 20 Ton | N/A | HTG2000B | 4.93 | 12.21 | 1.58 | 196.85 | 507 | - | \$4,927.00 |

Standard Hand Chain drop is 18'. Longer Hand Chain Drop is available in 10' increments, up to 48' with the following adders:

- 28' – \$144.00 List
- 38' – \$288.00 List
- 38' – \$432.00 List

Part# HTG0009-1 for 1/2 through 3 Ton Trolleys – \$112.00 List

Part# HTG0009-9 for 5 through 20 Ton Trolleys – \$147.00 List

TROLLEYS

HTP & HTG TROLLEY – SPARK-RESISTANT MODELS

ALL PRICING IN US FUNDS.

| Capacity (Tons) | Product Code | | Flange Width (Inches) | | Thickness (Inches) | Min Radius (Inches) | Weight (Pounds) | User Price | |
|-----------------|---------------|---------------------|-----------------------|---------|--------------------|---------------------|-----------------|---------------|---------------------|
| | Plain Trolley | Hand Geared Trolley | Min | Maximum | | | | Plain Trolley | Hand Geared Trolley |
| 1/2 Ton | HTP0050ASR | HTG0050ASR | 1.97 | 8.67 | 0.99 | 35.43 | 18 | \$722.00 | \$985.00 |
| 1 Ton | HTP0100ASR | HTG0100ASR | 1.97 | 8.67 | 0.99 | 35.43 | 20 | \$800.00 | \$1,035.00 |
| 2 Ton | HTP0200ASR | HTG0200ASR | 2.60 | 8.67 | 0.99 | 45.28 | 35 | \$1,127.00 | \$1,583.00 |
| 3 Ton | HTP0300ASR | HTG0300ASR | 2.92 | 8.67 | 0.99 | 55.12 | 71 | \$2,529.00 | \$2,843.00 |
| 5 Ton | HTP0500ASR | HTG0500ASR | 3.55 | 8.67 | 0.99 | 70.87 | 106 | \$3,368.00 | \$3,699.00 |
| 1/2 Ton | HTP0050BSR | HTG0050BSR | 6.30 | 11.82 | 1.58 | 35.43 | 23 | \$775.00 | \$1,262.00 |
| 1 Ton | HTP0100BSR | HTG0100BSR | 6.30 | 11.82 | 1.58 | 35.43 | 26 | \$831.00 | \$1,307.00 |
| 2 Ton | HTP0200BSR | HTG0200BSR | 6.30 | 11.82 | 1.58 | 45.28 | 43 | \$1,328.00 | \$1,856.00 |
| 3 Ton | HTP0300BSR | HTG0300BSR | 6.30 | 11.82 | 1.58 | 55.12 | 79 | \$2,564.00 | \$3,082.00 |
| 5 Ton | HTP0500BSR | HTG0500BSR | 7.09 | 11.82 | 1.58 | 70.87 | 115 | \$3,432.00 | \$3,924.00 |
| 10 Ton | N/A | HTG1000BSR | 4.93 | 12.21 | 1.58 | 70.87 | 229 | ⌘ | \$5,933.00 |
| 20 Ton | N/A | HTG2000BSR | 4.93 | 12.21 | 1.58 | 196.85 | 507 | ⌘ | \$7,128.00 |

Standard Hand Chain drop is 18' Longer Hand Chain Drop is available in 10' increments, up to 48' with the following adders:

28' – \$255.00 List

38' – \$509.00 List

38' – \$765.00 List

Rubber Bumper included as standard equipment on spark-resistant models.



| Model Number | Capacity (Tons) | Product Code | Flange Width (Inches) | Weight (Pounds) | User Price |
|--------------|-----------------|--------------|-----------------------|-----------------|------------|
| BC-1 | 1 | 09001W | 3 to 9 | 8.5 | \$153.00 |
| BC-2 | 2 | 09002W | 3 to 9 | 10.5 | \$173.00 |
| BC-3 | 3 | 09003W | 3.2 to 12.6 | 20.25 | \$266.00 |
| BC-5 | 5 | 09004W | 3.6 to 12.2 | 24.25 | \$333.00 |
| BC-10 | 10 | 09005W | 3.6 to 12.6 | 34 | \$526.00 |

TROLLEYS

COFFING STANDARD BEAM SIZES
HOISTS

These charts show common standard beam sizes, weights and nominal Flange Widths for both American Standard Section "S" Shapes and Wide Flange Shapes (as listed by American Institute of Steel Construction). Wide Flange Shapes are "W" Shapes effective approximately September 1, 1978.

Always include beam sizes when ordering BUDGIT Trolleys and Trolley Hoists.

| American Standard Sections ("S" Beams) | | Wide Flange Sections ("W" Beams) | | | | | | | |
|--|-----------------------|----------------------------------|-----------------------|-------------------------------|-----------------------|-------------------------------|-----------------------|-----------|-------|
| Designation (Inches & Pounds) | Flange Width (Inches) | Designation (Inches & Pounds) | Flange Width (Inches) | Designation (Inches & Pounds) | Flange Width (Inches) | Designation (Inches & Pounds) | Flange Width (Inches) | | |
| S4 X 7.7 | 2-5/8 | W6 X 9 | 4 | W12 X 14 | 4 | W18 X 35 | 6 | | |
| S4 X 9.5 | 2-3/4 | W6 X 12 | | W12 X 16 | | W18 X 40 | | | |
| S5 X 10 | 3 | W6 X 15 | W12 X 19 | W18 X 46 | | | | | |
| S5 X 14.75 | 3-1/4 | W6 X 16 | W12 X 22 | W18 X 50 | | | | | |
| S6 X 12.5 | 3-3/8 | W6 X 20 | 6 | W12 X 26 | 6-1/2 | W18 X 55 | 7-1/2 | | |
| S6 X 17.25 | 3-9/16 | W6 X 25 | | W12 X 30 | | W18 X 60 | | | |
| S7 X 15.3 | 3-5/8 | W8 X 10 | 4 | W12 X 35 | | W18 X 65 | | | |
| S7 X 20 | 3-7/8 | W8 X 13 | | W12 X 40 | | W18 X 71 | | | |
| S8 X 18.4 | 4 | W8 X 15 | 5-1/4 | W12 X 45 | 8 | W18 X 76 | 11 | | |
| S8 X 23 | 4-1/8 | W8 X 18 | | W12 X 50 | | W18 X 86 | | | |
| S10 X 25.4 | 4-5/8 | W8 X 21 | | 6-1/2 | W12 X 53 | 10 | W18 X 97 | 11-1/8 | |
| S10 X 35 | 5 | W8 X 24 | | | W12 X 58 | | W18 X 106 | | |
| S12 X 31.8 | | 5-1/8 | W8 X 28 | W14 X 22 | W18 X 119 | | | | |
| S12 X 35 | 5-1/4 | W8 X 31 | 8 | W14 X 26 | 6-3/4 | | W21 X 44 | | 6-1/2 |
| S12 X 40.8 | 5-1/2 | W8 X 35 | | W14 X 30 | | W21 X 50 | | | |
| S12 X 50 | 5-5/8 | W8 X 40 | 8-1/8 | W14 X 34 | | W21 X 57 | | | |
| S15 X 42.9 | 6 | W8 X 48 | | 8-1/4 | | W14 X 38 | W21 X 62 | | |
| S15 X 50 | 6-1/4 | W8 X 58 | 4 | W14 X 43 | 10 | W21 X 68 | 8-1/4 | | |
| S18 X 54.7 | 7 | W8 X 67 | | 8-1/4 | | W14 X 48 | | W21 X 73 | |
| S18 X 70 | 7-1/4 | W10 X 12 | 5-3/4 | W14 X 53 | | 5-1/2 | | W21 X 83 | 9 |
| S20 X 66 | 7-1/2 | W10 X 15 | | 8 | | | | W14 X 61 | |
| S20 X 75 | 7-3/4 | W10 X 17 | 5-7/8 | W14 X 68 | W24 X 62 | | | | |
| S20 X 85 | 8 | W10 X 19 | | 8 | W14 X 74 | | W24 X 68 | | |
| S20 X 95 | 8-1/4 | W10 X 22 | 8 | W14 X 82 | 7 | W24 X 76 | 10 | | |
| S24 X 80 | 8-1/2 | W10 X 26 | | 8-1/4 | | W16 X 26 | | W24 X 84 | |
| S24 X 90 | 8-3/4 | W10 X 30 | 10 | W16 X 31 | | W24 X 94 | | | |
| S24 X 100 | 9 | W10 X 33 | | 10-1/8 | | W16 X 36 | | W27 X 84 | |
| S24 X 106 | 9-1/4 | W10 X 39 | 7-1/8 | W16 X 40 | 7-1/8 | W27 X 94 | 10-1/2 | | |
| S24 X 120 | 9-1/2 | W10 X 45 | | 7 | | W16 X 45 | | W27 X 102 | |
| - | - | W10 X 54 | 10-1/4 | W16 X 50 | | W27 X 114 | | | |
| - | - | W10 X 60 | | 10-1/4 | | W16 X 57 | | W30 X 108 | |
| - | - | W10 X 68 | 10-3/8 | W16 X 67 | 10-3/8 | W30 X 116 | - | | |
| - | - | W10 X 77 | | 10-3/8 | | W16 X 77 | | W30 X 124 | |
| - | - | W10 X 88 | 10-3/4 | W16 X 89 | | W30 X 132 | | | |
| - | - | W10 X 100 | | - | | W16 X 100 | | - | |
| - | - | W10 X 112 | 10-1/2 | - | - | | | | |

BULK CHAIN & LATCH KITS



BULK CHAIN & LATCH KITS

CM BUDGIT Hoists Yale HOISTS ELECTRIC OR AIR HOIST – LOAD CHAIN

| Hoist Catalog Number And Capacity | Description | Feet of Chain In Package | Weight (Pounds) | Catalog Number | User Price |
|---|---|--------------------------|-----------------|----------------|------------|
| 1/4 and 1/2 Ton BUDGIT Electric and BUDGIT Series 2000 Air Hoists CM Airstar, Yale YALC | Alloy Link Chain Natural Color | 150 | 95 | 910125 | \$3,517.50 |
| | 1/4" Bar Diameter | 300 | 185 | 910126 | \$7,033.95 |
| 1, 2 & 3 Ton BUDGIT Electric & Series 6000 Air Hoist CM Airstar 6, Yale KALC | Alloy Link Natural Color | 150 | 145 | 910141 | \$4,611.75 |
| | 5/16" Bar Diameter | 300 | 285 | 910142 | \$9,223.40 |
| 1/4 and 1/2 Ton BUDGIT Electric 1/4, 1/2 and 1 Ton BUDGIT Air Series 2000 | 5/8 Pitch, RC625 Riveted Hoist Roller Chain including four (4) Riveted Connecting Links RC625 Riveted Link RC625 Spring End Link | 50 | 40 | 910172 | \$2,463.20 |
| | | Box of 24 | 2 | 910201 | \$4,981.10 |
| | | | 2 | 910205 | \$4,981.10 |
| | | | 2 | 910206 | \$4,981.10 |
| 1 and 2 Ton BUDGIT Electric Hoist | 3/4 Pitch, H6 Riveted Hoist Roller Chain Including four (4) Riveted Connecting Links H6 Riveted Link H6 Spring End Link | 50 | 60 | 910183 | \$2,755.40 |
| | | Box of 24 | 2 | 910202 | \$4,981.10 |
| | | | 2 | 910206 | \$4,981.10 |
| | | | 2 | 910206 | \$4,981.10 |
| 1, 2, 3 & 5 Ton BUDGIT Electric Chain Hoists | Pendant cable for Single-Speed electric Hoists | 500 | 86 | 11655603 | \$10.30 |

Plated Link Load Chain available in bulk; consult factory.

CM LOAD CHAIN FOR LODESTAR, VALUSTAR & MAN GUARD ELECTRIC CHAIN HOISTS (STAR GRADE)

| Capacity (Tons) | Hoist Model | Chain Drum Code | Finish | Chain Per Foot Code | Finish* | Chain Price Per Foot | Diameter (Inches) | Length per Drum (Ft.) | Weight (Pounds) | Drum User Price |
|-------------------------|--|-----------------|--------|---------------------|---------|----------------------|-------------------|-----------------------|-----------------|-----------------|
| 1/8, 1/4, 1/2 1/2, 1 | A, AA, B, C, F, WB, WF, MG25, MG50 E, H, WH | 85999 | Zinc | 85944 | Zinc | \$23.50 | 1/4 | 250 | 148 | \$5,875.00 |
| | | 85023 | B/O | 85889 | B/O | \$23.50 | | | | |
| 1/8, 1/4, 1/2 1/2, 1 | A, AA, B, C, F, WB, WF, MG25, MG50 E, H, WH | 85011 | Zinc | 85944 | Zinc | \$23.50 | 1/4 | 500 | 304 | \$11,750.00 |
| | | 85021 | B/O | 85889 | B/O | \$23.50 | | | | |
| 1/2 to 3 2 | J, JJ, L, LL, R, RR, RT, RRT, WL, WR, MG01, MG02, MG03 RRS | 85996 | Zinc | 85949 | Zinc | \$30.70 | 5/16 | 200 | 194 | \$6,140.00 |
| | | 85024 | B/O | 85979 | B/O | \$30.70 | 10 mm | 250 | 390 | \$8,087.50 |
| 1/2 to 3 2 | J, JJ, L, LL, R, RR, RT, RRT, WL, WR, MG01, MG02, MG03 RRS | 85012 | Zinc | 85949 | Zinc | \$30.70 | 5/16 | 500 | 475 | \$15,350.00 |
| | | 85025 | B/O | 85979 | B/O | \$30.70 | | | | |
| 1/8, 1/4, 1/2 1/2, 1 | A, AA, B, C, F, WB, WF E, H, WH, MG25, MG50 | 85016 | Zinc | 85944 | Zinc | \$23.50 | 1/4 | 1000 | 600 | \$23,500.00 |
| | | 85022 | B/O | 85889 | B/O | \$23.50 | | | | |
| 1/2 to 3 2 | J, JJ, L, LL, R, RR, RT, RRT, WL, WR, MG01, MG02, MG03 RRS | 85017 | Zinc | 85949 | Zinc | \$30.70 | 5/16 | 1000 | 940 | \$30,700.00 |
| | | 85026 | B/O | 85979 | B/O | \$30.70 | | | | |
| | | 85960EN1000 | Zinc | 85960EN | Zinc | \$32.35 | 10 mm | 1000 | 1560 | \$32,350.00 |

CM LOAD CHAIN FOR LODESTAR XL ELECTRIC & AIR CHAIN HOISTS (STAR GRADE)

| Chain Drum Code | Chain per Foot Code | Chain Price Per Foot | Diameter | Description | Length per Drum (Ft.) | Weight (Pounds) | Drum User Price |
|-----------------|---------------------|----------------------|----------|-------------|-----------------------|-----------------|-----------------|
| 80276 | 85885 | \$47.55 | 7/16 | Load Chain | 250 | 450 | \$12,862.50 |
| 85933 | 85885 | \$47.55 | 7/16 | Load Chain | 500 | 885 | \$25,725.00 |

CM LOAD CHAIN FOR POWERSTAR ELECTRIC CHAIN HOISTS (STAR GRADE)

| Chain Drum Code | Chain Per Foot Code | Chain Price Per Foot | Diameter (Inches) | Description | Length per Drum (Ft.) | Weight (lbs.) | Drum User Price |
|-----------------|---------------------|----------------------|-------------------|-------------|-----------------------|------------------|-----------------|
| - | 85794 | \$88.80 | 0.56 | Load Chain | - | 2.96 Pounds/Foot | \$91.45/' |

BULK CHAIN & LATCH KITS

Use the following tables to determine the chain price per foot after establishing the correct model, capacity and part number.



LOAD CHAIN – FOR YALE ELECTRIC AND AIR POWERED HOISTS

| Part Number | Diameter (Inches) | Piece Length Per Barrel (Ft.) | Number of Strands | KEL KAL | YEL | ACL | Weight Per Linear' (Pounds) | User Price Per Foot |
|-------------------------|-------------------|-------------------------------|-------------------|----------|------------|-----|-----------------------------|---------------------|
| 642700424 (Zinc Plated) | 5/16 | 250/1000 | 1 | 1/2 to 1 | - | - | - | - |
| | | | 2 | 2 | - | - | 1 | \$35.60 |
| | | | 3 | 3 | - | - | - | - |
| 003364000 | 1/4 | - | 1 | - | 1/4 to 1/2 | - | 0.6 | \$36.70 |
| JL19 1 | 9/32 | - | 1 | - | 1 | - | 0.76 | \$30.35 |
| | | | 2 | - | 2 | - | - | - |



HAND CHAIN FOR HAND GEARED TROLLEYS

| Part Number | Diameter (Inches) | Piece Length Per Barrel (Ft.) | Number of Strands | KEL KAL | YEL | ACL | Weight Per Linear' (Pounds) | User Price Per Foot |
|-------------|-------------------|-------------------------------|-------------------|----------------|-----|-----|-----------------------------|---------------------|
| 3373000 | 1/4 | - | 2 | Geared Trolley | - | - | 0.6 | \$14.40 |

NOTE: Bulk chain will be supplied in minimum lots of 200 linear feet per part number.

CM SHOPAIR LOAD CHAIN

| Description | Diameter (Inches) | Chain Per Foot Product Code | User Price Per Foot | Chain Drum Product Code | Length per Drum (Ft.) | Weight (Pounds) | User Price Per Drum |
|-------------|-------------------|-----------------------------|---------------------|-------------------------|-----------------------|-----------------|---------------------|
| Load Chain | 0.157 | 85988 | \$19.05 | - | - | - | - |
| Load Chain | 0.157 | 85988 | \$19.05 | 85018 | 250 | 66 | \$4,762.50 |
| Load Chain | 0.157 | 85988 | \$19.05 | 85019 | 500 | 126 | \$9,525.00 |
| Load Chain | 0.157 | 85988 | \$19.05 | 85020 | 1000 | 244 | \$19,050.00 |
| Load Chain | .157 Z/P | 85989 | \$20.55 | - | - | - | - |

BULK CHAIN & LATCH KITS

LATCH KITS

| Latch Name | Description | Pkg. Qty. | Product Code | User Price | |
|---------------------------------------|------------------------------------|--------------------------------------|--------------|-------------------|-------------------|
| Chain Hoist Service Parts | Latch Kit (Top & Bottom) For | 1 | 446005757S | \$22.28 | |
| Chain Product Repairs | Latch Kit Yale.81X2.31 | 1 | 66940400 | \$18.76 | |
| | Latch Kit For 458725-3/8 | 1 | 595525 | \$16.20 | |
| Electric Parts | Latch Kit For Block | 1 | 471784 | \$444.43 | |
| | Bullard Latch Kit | 1 | 1100441 | \$503.52 | |
| | Latch Kit For Bottom Blk J15D10RTA | 1 | 3190LATCH | \$786.25 | |
| | Latch Attachment | 1 | 820KC536 | \$533.95 | |
| | Latch Kit Johnson | 1 | 900K187 | \$370.43 | |
| | Latch Kit | 1 | H7541C | \$51.60 | |
| | Safety Latch For Block | 1 | WD471785 | \$723.25 | |
| Repair Part - CM Cyclone | Kit Latch No. 11 Hook | 1 | 45696 | \$166.27 | |
| | Latch Kit #12/Various Hoists | 1 | 45697 | \$191.87 | |
| | Latch Kit | 1 | 71914 | \$270.48 | |
| Repair Part - CM Lodestar | Latch Kit | 1 | 52701 | \$86.79 | |
| Repair Part - CM Lodestar XL | Latch | 1 | 52062 | \$648.69 | |
| | Latch | 1 | 52063 | \$2,776.36 | |
| | Latch Kit, 652-216 | 1 | 52707 | \$104.40 | |
| | Latch Kit | 1 | 595522 | \$11.30 | |
| Repair Part CM Powerstar | Latch Kit 670-234 & 12 Ton | 1 | 71913 | \$216.89 | |
| | Latch Kit For 15 T Powerstar | 1 | 70278 | \$265.04 | |
| Wire Rope Product Repairs | Latch Kit | 1 | 10572320 | \$329.65 | |
| | Latch Kit - 319N-H Size Hook | 1 | 11734804 | \$22.58 | |
| | Latch Kit | 1 | 11734807 | \$61.02 | |
| | Latch Kit -C- 3.84X 6.50 S.S. | 1 | 644913800 | \$343.18 | |
| | Latch Kit -C- .82X 1.84 S.S. | 1 | 646254800 | \$28.07 | |
| | Latch Kit -C- .59X 1.60 S.S. | 1 | 646255800 | \$24.20 | |
| | Latch Kit -C- 1.00X 2.31 Stl. | 1 | 647900605 | \$27.18 | |
| | Latch Kit -C- 1.50X 3.44 Stl. | 1 | 647900607 | \$135.30 | |
| | Latch Kit -C- 2.03X 5.18 Stl. | 1 | 647900609 | \$216.75 | |
| | Latch Kit -C- .75X 1.66 S.S. | 1 | 647900613 | \$62.23 | |
| | Latch Kit -C- .81X 1.91 S.S. | 1 | 647900614 | \$63.27 | |
| | Latch Kit -C- 1.25X 2.88 S.S. | 1 | 647900616 | \$145.46 | |
| | Latch Kit -C- 1.50X 3.44 S.S. | 1 | 647900617 | \$180.86 | |
| | Latch Kit -C- 1.63X 3.81 S.S. | 1 | 647900618 | \$167.10 | |
| | Latch Kit -C- Hvy Duty-1093713 | 1 | 648328603 | \$535.84 | |
| | Latch Kit -C- Hvy Duty-1093717 | 1 | 648328607 | \$1,095.69 | |
| | Latch Kit | 1 | 648956304 | \$375.49 | |
| | Flange Latch Weldment 30 | 1 | 31175801 | \$368.06 | |
| | Repair Part - Universal | Latch Kit #4/Various Hoists | 1 | 45661 | \$25.49 |
| | | 50 Pack, Latch Kit #4/Various Hoists | 50 | 45661-50P | \$1,081.12 |
| 100 Pack, Latch Kit #4/Various Hoists | | 100 | 45661-100P | \$2,035.04 | |
| Latch Kit #5/Various Hoists | | 1 | 45662 | \$25.49 | |
| 50 Pack, Latch Kit #5/Various Hoists | | 50 | 45662-50P | \$1,081.12 | |
| 100 Pack, Latch Kit #5/Various Hoists | | 100 | 45662-100P | \$2,035.04 | |
| Latch Kit #6-7 (Consign) | | 1 | 45663 | \$31.50 | |
| 50 Pack, Latch Kit #6-7 (Consign) | | 50 | 45663-50P | \$1,338.51 | |
| 100 Pack, Latch Kit #6-7 (Consign) | | 100 | 45663-100P | \$2,519.56 | |
| Latch Kit #8/Various Hoists | | 1 | 45664 | \$35.49 | |
| Latch Kit #9/Various Hoists | | 1 | 45665 | \$81.56 | |
| Latch Kit | | 1 | 45726 | \$117.35 | |

| Latch Name | Description | Pkg. Qty. | Product Code | User Price | |
|---------------------------------------|--------------------------------------|--------------------|----------------|-------------------|-----------------|
| Repairs Common Parts | Latch Kit MSO Req #4 Hook | 1 | 11330704 | \$20.25 | |
| | 50 Pack, Latch Kit MSO Req #4 Hook | 50 | 11330704-50P | \$862.11 | |
| | Latch Kit MSO Req #5&6 Hook | 1 | 11330705 | \$42.93 | |
| | 50 Pack, Latch Kit MSO Req #5&6 Hook | 50 | 11330705-50P | \$1,823.40 | |
| | Latch Kit | 1 | 10572307 | \$40.35 | |
| | Latch Kit | 1 | 10572309 | \$91.15 | |
| | Latch Kit | 1 | 10572311 | \$97.29 | |
| | Latch Kit | 1 | 10572314 | \$246.79 | |
| | Latch | 1 | 10572340 | \$556.29 | |
| | Latch Kit | 1 | 11330744 | \$193.34 | |
| | Latch Kit | 1 | 11330755 | \$37.56 | |
| | Latch (Repairs Use 11330705) | 1 | 32624701 | \$48.86 | |
| | Latch Kit -Y- .62X 1.56 Stl. | 1 | 066940000S | \$17.65 | |
| | Latch Kit -Y- .62X 1.37 Stl. | 1 | 066940100S | \$25.23 | |
| | Latch Kit -Y- .82X 1.70 Stl. | 1 | 066940200S | \$39.15 | |
| | Latch Kit -Y- .81X 2.00 Stl. | 1 | 066940300S | \$37.43 | |
| | Latch Kit -Y- 1.50X 3.25 Stl. | 1 | 066940600S | \$43.94 | |
| Latch Kit (Sling Hook) | Spring Latch | 1 | 86171 | \$4.00 | |
| | Spring Latch 3/8" OS | 1 | 86172 | \$1.30 | |
| | Spring Latch 5/8" OS | 1 | 86174 | \$2.90 | |
| Miscellaneous Parts | Hook Latch Kit Bronze | 1 | 666466 | \$1,944.50 | |
| | Hook Latch Kit | 1 | HL10-90027 | \$23.13 | |
| | Hook Latch Kit | 1 | HL10-90045 | \$17.34 | |
| | Hook Latch Kit | 1 | HL10-90063 | \$30.63 | |
| | Hook Latch Kit | 1 | HL10-90081 | \$46.52 | |
| | Hook Latch Kit | 1 | HL10-90107 | \$88.10 | |
| | Hook Latch Kit | 1 | HL10-90125 | \$88.08 | |
| | Hook Latch Kit | 1 | HL10-90143 | \$195.34 | |
| | Hook Latch Kit | 1 | HL10-90161 | \$234.07 | |
| | Hook Latch Kit | 1 | HL10-96657 | \$126.05 | |
| | Hook Latch Kit | 1 | HL10-96704 | \$127.85 | |
| | Hook Latch Kit Stainless Steel | 1 | HL10-97163 | \$291.92 | |
| | Hook Latch Kit Stainless Steel | 1 | HL10-97172 | \$548.72 | |
| | Coffing/Little Mule Parts | Latch Kit | 1 | 10A | \$11.33 |
| | | 50 Pack, Latch Kit | 50 | 10A-50P | \$482.08 |
| Latch Kit #04 Coffing 123K2 | | 1 | H7540 | \$17.59 | |
| 50 Pack, Latch Kit #04 Coffing 123K2 | | 50 | H7540-50P | \$747.88 | |
| 100 Pack, Latch Kit #04 Coffing 123K2 | | 100 | H7540-100P | \$1,366.02 | |
| Latch Kit #07 Ss4055 1090081 | | 1 | 500690800 | \$70.43 | |
| Latch Kit -C- 1.21X 2.97 S.S. | | 1 | 500695800 | \$81.77 | |
| Latch Kit -C- 1.21X 2.97 S.S. | | 1 | 500695800 | \$81.77 | |
| Hook Latch #04 | | 1 | 123K2 | \$3.31 | |
| Gate Latch | | 1 | 324DH7 | \$82.38 | |
| S.S. Bottom Hook & Latch Assembly | | 1 | 3JG20SS | \$1,317.30 | |
| Thumb Latch | | 1 | A2A | \$21.45 | |
| Latch Kit | | 1 | H7544 | \$41.42 | |
| Latch Kit | | 1 | H7545 | \$24.77 | |
| Latch Kit Safety Hook | | 1 | H7547 | \$93.87 | |
| Latch Kit Safety Hook | 1 | H7549 | \$30.93 | | |

AIR CHAIN HOISTS

SECTION CONTENTS:

CM SHOPAIR

AIR WIRE ROPE MANIPULATOR

CM
SHOPAIR

AIR CHAIN HOISTS

NOTE: CHAIN CONTAINERS NOW INCLUDED AS STANDARD WITH ALL STANDARD SHOPAIR Hoists

CM SHOPAIR HOISTS
CAPACITIES: 250, 300, 500, 600 & 1,000 POUNDS

Pendant Throttle Control
Hook Suspension Only

| Capacity (Pounds) | Product Code | Standard Lift (Ft.) | Full Load Hoist Speed (FPM) | Full Load Lowering Speed (FPM) | Parts of Load Chain | Weight (Pounds) | User Price |
|-------------------|--------------|---------------------|-----------------------------|--------------------------------|---------------------|-----------------|------------|
| 250 | 2178 | 10 | 31 | 83 | 1 | 30 | \$3,466.00 |
| 300 | 2180 | 10 | 31 | 83 | 1 | 30 | \$3,466.00 |
| 500 | 2182 | 10 | 21 | 55 | 1 | 30 | \$3,734.00 |
| 500 | 2182B/2064 | 15 | 21 | 55 | 1 | 33 | \$3,880.75 |
| 500 | 2182C/2064 | 20 | 21 | 55 | 1 | 35 | \$4,027.50 |
| 500 | 2179 | 10 | 16 | 42 | 2 | 34 | \$3,853.00 |
| 600 | 2181 | 10 | 16 | 42 | 2 | 34 | \$3,853.00 |
| 600 | 2181B/2065 | 15 | 16 | 42 | 2 | 37 | \$4,095.00 |
| 600 | 2181C/2065 | 20 | 16 | 42 | 2 | 40 | \$4,337.00 |
| 1000 | 2183 | 10 | 11 | 29 | 2 | 34 | \$4,605.00 |
| 1000 | 2183B/2065 | 15 | 11 | 29 | 2 | 37 | \$4,372.00 |
| 1000 | 2183C/2065 | 20 | 11 | 29 | 2 | 40 | \$4,614.00 |

3/8" NPTF air inlet size.

Top hook only/Maximum pendant drop 36'; consult factory.
For lifts other than standard 10' (add extra charges):

Extra pendant hose (6' standard) **\$10.30/foot.**
Extra chain per foot of lift: **\$19.05** (250 & 300 pound capacities)
\$38.10 (500 & 600 pound capacities)

These models may require CSA Field Certification; consult factory.

SHOPAIR BULK LOAD CHAIN

| Description | Diameter (Inches) | Chain Per Foot Product Code | User Price Per Foot | Chain Drum Product Code | Length per Drum (Ft.) | Weight (Pounds) | User Price Per Drum |
|-------------|-------------------|-----------------------------|---------------------|-------------------------|-----------------------|-----------------|---------------------|
| Load Chain | 0.157 | 85988 | \$19.05 | - | - | - | - |
| Load Chain | 0.157 | 85988 | \$19.05 | 85018 | 250 | 66 | \$4,762.50 |
| Load Chain | 0.157 | 85988 | \$19.05 | 85019 | 500 | 126 | \$9,525.00 |
| Load Chain | 0.157 | 85988 | \$19.05 | 85020 | 1000 | 244 | \$19,050.00 |
| Load Chain | .157 Z/P | 85989 | \$20.55 | - | - | - | - |

Quantity discounts apply.

CM COFFING HOISTS BUDGIT Hoists Yale HOISTS AIR WIRE ROPE MANIPULATOR

| Model Number | Product Code | Capacity (Pounds) | Lift (Ft.) | Speed (FPM) | Air Consumption (CFM) | Headroom (Inches) | Weight (Pounds) | User Price |
|--------------|--------------|-------------------|------------|-------------|-----------------------|-------------------|-----------------|------------|
| TMM-140 | 17050W | 300 | 6.5 | 36 | 21.2 | 22-3/4 | 20 | \$4,728.00 |

AIR CHAIN HOISTS

SECTION CONTENTS:

BUDGIT SERIES 2200

CM AIRSTAR



AIRSTAR

BUDGIT[®]
Hoists

SERIES 2200

AIR CHAIN HOISTS

If any 2200 Series Air Hoist is ordered other than the standard above, the following model numbers will appear on the Hoist and box.

| BAHC 2565 | | |
|------------------|-------------------|------------------|
| BAHC | 25 | 65 |
| Budget | Capacity | Speeds (Lifting) |
| Air | 25 = 1/4 Ton | 65 |
| Hoist | 50 = 1/2 Ton | 45 |
| | 01 = 1 Ton | 23 |
| | 38 = 3/8 Ton (SR) | 60 |
| | 75 = 3/4 Ton (SR) | 29 |

Recommended options: Filter & Lubricator
Regulator (if line pressure is over 110 PSI)
Chain Container

AIR CHAIN HOISTS

BUDGIT Hoists 2200 SERIES AIR HOIST

CAPACITIES: 500 TO 2,000 LBS. – PULL CORD CONTROL.

| Swivel Hook Suspension | | | | | | |
|----------------------------|-----------------|--------------|-------------------------------|--------------------------------|-----------------|------------|
| Type | Capacity (Tons) | Product Code | **Lifting Speed Maximum (FPM) | **Lowering Speed Maximum (FPM) | Weight (Pounds) | User Price |
| Link Chain Standard Model | 1/4 | 2211 | 65 | 95 | 36 | \$5,372.00 |
| | 1/2 | 2215 | 45 | 120 | 36 | \$5,385.00 |
| | 1 | 2219 | 23 | 60 | 49 | \$6,623.00 |
| Link Chain Spark-Resistant | 3/8 | 2241 | 60 | 100 | 36 | \$6,629.00 |
| | 3/4 | 2243 | 29 | 52 | 49 | \$8,402.00 |
| Roller Chain | 1/4 | 2201 | 65 | 95 | 37 | \$5,641.00 |
| | 1/2 | 2203 | 45 | 120 | 37 | \$5,641.00 |
| | 1 | 2205 | 23 | 60 | 51 | \$6,924.00 |

NOTE: Air Inlet Size is 3/8" NPTF.

| Lug Suspension | | | | | | |
|----------------------------|-----------------|--------------|-------------------------------|--------------------------------|-----------------|------------|
| Type | Capacity (Tons) | Product Code | **Lifting Speed Maximum (FPM) | **Lowering Speed Maximum (FPM) | Weight (Pounds) | User Price |
| Link Chain Standard Model | 1/4 | 2251 | 65 | 95 | 36 | \$5,372.00 |
| | 1/2 | 2255 | 45 | 120 | 36 | \$5,385.00 |
| | 1 | 2259 | 23 | 60 | 49 | \$6,623.00 |
| Link Chain Spark-Resistant | 3/8 | 2281 | 60 | 100 | 36 | \$6,629.00 |
| | 3/4 | 2283 | 29 | 52 | 49 | \$8,402.00 |

Metal chain containers are included as standard on all 1/4 & 1/2 Ton models with 25' lift or less and 1 Ton models with 22' lift or less except for spark-resistant models and roller chain models.

To price Hoists with chain containers for lifts greater than standard lifts mentioned, deduct \$191.00 from the 1/4 & 1/2 Hoists and \$389.00 from the 1 Ton hoists, and add appropriate chain container from page 87-88.

CAPACITIES: 500 TO 2,000 LBS. – PENDANT THROTTLE CONTROL

| Swivel Hook Suspension | | | | | | |
|----------------------------|-----------------|--------------|-------------------------------|--------------------------------|-----------------|------------|
| Type | Capacity (Tons) | Product Code | **Lifting Speed Maximum (FPM) | **Lowering Speed Maximum (FPM) | Weight (Pounds) | User Price |
| Link Chain Standard Model | 1/4 | 2212 | 65 | 95 | 46 | \$6,381.00 |
| | 1/2 | 2216 | 45 | 120 | 46 | \$6,388.00 |
| | 1 | 2220 | 23 | 60 | 59 | \$7,623.00 |
| Link Chain Spark-Resistant | 3/8 | 2242 | 60 | 100 | 46 | \$7,652.00 |
| | 3/4 | 2244 | 29 | 52 | 59 | \$9,417.00 |
| Roller Chain | 1/4 | 2202 | 65 | 95 | 47 | \$6,659.00 |
| | 1/2 | 2204 | 45 | 120 | 47 | \$6,659.00 |
| | 1 | 2206 | 23 | 60 | 61 | \$7,949.00 |

NOTE: Air Inlet Size is 3/8" NPTF.

| Lug Suspension | | | | | | |
|----------------------------|-----------------|--------------|-------------------------------|--------------------------------|-----------------|------------|
| Type | Capacity (Tons) | Product Code | **Lifting Speed Maximum (FPM) | **Lowering Speed Maximum (FPM) | Weight (Pounds) | User Price |
| Link Chain Standard Model | 1/4 | 2252 | 65 | 95 | 46 | \$6,256.00 |
| | 1/2 | 2256 | 45 | 120 | 46 | \$6,263.00 |
| | 1 | 2260 | 23 | 60 | 59 | \$7,475.00 |
| Link Chain Spark-Resistant | 3/8 | 2282 | 60 | 100 | 46 | \$7,503.00 |
| | 3/4 | 2284 | 29 | 52 | 59 | \$9,234.00 |

ADD-ON PRICES FOR OTHER THAN 10' LIFTS*

| Capacity (Tons) | Standard Chain | | Plated Link Chain | Pendant Hose Drop (Ft.) |
|---------------------|---------------------|-------------------|--------------------------------------|-------------------------|
| | Roller Chain Models | Link Chain Models | Add for Each Additional Foot of Lift | |
| 1/4, 1/2 | \$54.45 | \$23.50 | \$23.50 | \$10.30 |
| 1 | \$108.90 | \$47.00 | \$47.00 | |
| 3/8 Spark-Resistant | - | \$98.50 | \$98.50 | |
| 3/4 Spark-Resistant | - | \$197.00 | \$197.00 | |

NOTE: Air Inlet Size is 3/8" NPTF.

Equipped with 6' pendant control hose assembly, maximum pendant drop is 72'

NOTES: 10' lifts are standard, longer lifts available. Equipped with 6' pendant control hose. Speeds are based on 90 psi line pressure with full rated Hoist load. Rated air supply is 48 CFM (full load-full speed). Always install a filter and lubricator in air line for each Hoist.

Add on prices for other than standard 10' Lifts.

To compute total price of Hoist with other than standard 10' lift, add to the price of desired 10' Hoist the additional charges as instructed below:

1. If control hose is to be lengthened, add the charge for each additional foot of hose over 6'
2. If load chain is to be lengthened, add the charge for each additional foot of lift over 10'

NOTE: CM AirStar chain Hoists are metric rated, except the spark-resistant models.

AIR CHAIN HOISTS

CM AIRSTAR AIR HOISTS

CAPACITIES: 500 TO 2,000 LBS. – PULL CORD CONTROL

| Swivel Hook Suspension | | | | | | |
|----------------------------|-----------------|--------------|-------------------------------|--------------------------------|-----------------|------------|
| Type | Capacity (Tons) | Product Code | **Lifting Speed Maximum (FPM) | **Lowering Speed Maximum (FPM) | Weight (Pounds) | User Price |
| Link Chain Standard Model | 1/4 | 7400C | 65 | 95 | 36 | \$5,372.00 |
| | 1/2 | 7401C | 45 | 120 | 36 | \$5,385.00 |
| | 1 | 7402C | 23 | 60 | 49 | \$6,623.00 |
| Link Chain Spark-Resistant | 3/8 | 7403A | 60 | 100 | 36 | \$6,629.00 |
| | 3/4 | 7404A | 29 | 52 | 49 | \$8,402.00 |
| Roller Chain | 1/4 | 7400A | 65 | 95 | 37 | \$5,641.00 |
| | 1/2 | 7401A | 45 | 120 | 37 | \$5,641.00 |
| | 1 | 7402A | 23 | 60 | 51 | \$6,924.00 |

NOTE: Air Inlet Size is 3/8" NPTF.

| Lug Suspension | | | | | | |
|----------------------------|-----------------|--------------|-------------------------------|--------------------------------|-----------------|------------|
| Type | Capacity (Tons) | Product Code | **Lifting Speed Maximum (FPM) | **Lowering Speed Maximum (FPM) | Weight (Pounds) | User Price |
| Link Chain Standard Model | 1/4 | 7400F | 65 | 95 | 36 | \$5,372.00 |
| | 1/2 | 7401F | 45 | 120 | 36 | \$5,385.00 |
| | 1 | 7402F | 23 | 60 | 49 | \$6,623.00 |
| Link Chain Spark-Resistant | 3/8 | 7403C | 60 | 100 | 36 | \$6,629.00 |
| | 3/4 | 7404C | 29 | 52 | 49 | \$8,402.00 |

Metal chain containers are included as standard on all 1/4 & 1/2 Ton models with 25' lift or less and 1 Ton models with 22' lift or less except for spark-resistant models and roller chain models.

To price Hoists with chain containers for lifts greater than standard lifts mentioned, deduct \$191.00 from the 1/4 & 1/2 Hoists and \$389.00 from the 1 Ton Hoists, and add appropriate chain container from page 87-88.

CAPACITIES: 500 TO 2,000 LBS. – PENDANT THROTTLE CONTROL

| Swivel Hook Suspension | | | | | | |
|----------------------------|-----------------|--------------|-------------------------------|--------------------------------|-----------------|------------|
| Type | Capacity (Tons) | Product Code | **Lifting Speed Maximum (FPM) | **Lowering Speed Maximum (FPM) | Weight (Pounds) | User Price |
| Link Chain Standard Model | 1/4 | 7400D | 65 | 95 | 46 | \$6,381.00 |
| | 1/2 | 7401D | 45 | 120 | 46 | \$6,388.00 |
| | 1 | 7402D | 23 | 60 | 59 | \$7,623.00 |
| Link Chain Spark-Resistant | 3/8 | 7403B | 60 | 100 | 46 | \$7,652.00 |
| | 3/4 | 7404B | 29 | 52 | 59 | \$9,417.00 |
| Roller Chain | 1/4 | 7400B | 65 | 95 | 47 | \$6,659.00 |
| | 1/2 | 7401B | 45 | 120 | 47 | \$6,659.00 |
| | 1 | 7402B | 23 | 60 | 61 | \$7,949.00 |

NOTE: Air Inlet Size is 3/8" NPTF.

| Lug Suspension | | | | | | |
|----------------------------|-----------------|--------------|-------------------------------|--------------------------------|-----------------|------------|
| Type | Capacity (Tons) | Product Code | **Lifting Speed Maximum (FPM) | **Lowering Speed Maximum (FPM) | Weight (Pounds) | User Price |
| Link Chain Standard Model | 1/4 | 7400G | 65 | 95 | 46 | \$6,256.00 |
| | 1/2 | 7401G | 45 | 120 | 46 | \$6,263.00 |
| | 1 | 7402G | 23 | 60 | 59 | \$7,475.00 |
| Link Chain Spark-Resistant | 3/8 | 7403D | 60 | 100 | 46 | \$7,503.00 |
| | 3/4 | 7404D | 29 | 52 | 59 | \$9,234.00 |

ADD-ON PRICES FOR OTHER THAN 10 FOOT LIFTS*

| Capacity (Tons) | Standard Chain | | Plated Link Chain | Pendant Hose Drop (Ft.) |
|---------------------|---------------------|-------------------|--------------------------------------|-------------------------|
| | Roller Chain Models | Link Chain Models | Add for Each Additional Foot of Lift | |
| 1/4, 1/2 | \$54.45 | \$23.50 | \$23.50 | \$10.30 |
| 1 | \$108.90 | \$47.00 | \$47.00 | |
| 3/8 Spark-Resistant | - | \$98.50 | \$98.50 | |
| 3/4 Spark-Resistant | - | \$197.00 | \$197.00 | |

NOTE: Air Inlet Size is 3/8" NPTF.

Equipped with 6' pendant control hose assembly, maximum pendant drop is 72'

NOTES: 10' lifts are standard, longer lifts available. Equipped with 6' pendant control hose. Speeds are based on 90 psi line pressure with full rated Hoist load. Rated air supply is 48 CFM (full load-full speed). Always install a filter and lubricator in air line for each Hoist.

Add on prices for other than standard 10' Lifts.

To compute total price of Hoist with other than standard 10' lift, add to the price of desired 10' Hoist the additional charges as instructed below:

1. If control hose is to be lengthened, add the charge for each additional foot of hose over 6'
2. If load chain is to be lengthened, add the charge for each additional foot of lift over 10'

NOTE: CM AirStar chain Hoists are metric rated, except the spark-resistant models.

AIR CHAIN HOISTS

SECTION CONTENTS:

BUDGIT SERIES 6000

CM AIRSTAR 6

BUDGIT[®]
Hoists

SERIES 6000

CM

AIRSTAR 6

AIR CHAIN HOISTS

The following list of 6000 series catalog numbers are Budgit standard models, all with 10' lifts only.

| | |
|---------|---------|
| 911641C | 911651C |
| 911642C | 911652C |
| 911644C | 911694C |

If any 6000 series air Hoist is ordered other than the standard above, the following model numbers will appear on the Hoist and box.

| BAHC 0113 | | |
|------------------|------------------------|------------------|
| BAHC | 25 | 65 |
| Budgit | Capacity | Speeds (Lifting) |
| Air | 50 = 1/2 Ton (SR only) | (FPM) |
| Hoist | 01 = 1 Ton | 13 |
| | 02 = 2 Ton | 30 |
| | 03 = 3 Ton | 06 |
| | | 15 |
| | | 04 |
| | | 10 |
| | | 16 (SR) |
| | | 08 (SR) |
| | | 05 (SR) |

Recommended options: Filter & Lubricator
Regulator (if line pressure is over 110 PSI)

AIR CHAIN HOISTS

BUDGIT[®] Hoists SERIES 6000 AIR HOIST

CAPACITIES: 1 TO 3 TONS PENDANT THROTTLE CONTROL

| Hook Suspension – Standard Models | | | | | | |
|--|----------------|-----------------|-----------------------------|--------------------------------|---------------------|-------------|
| Capacity (Tons) | Catalog Number | Weight (Pounds) | Full Load Hoist Speed (FPM) | Full Load Lowering Speed (FPM) | Parts of Load Chain | User Price |
| 1 | 911644C | 97 | 13 | 18 | 1 | \$8,337.00 |
| | 911641C | 99 | 30 | 42 | | \$8,542.00 |
| 2 | 911645C | 114 | 6 | 9 | 2 | \$10,260.00 |
| | 911642C | 116 | 15 | 21 | | \$10,466.00 |
| 3 | 911646C | 148 | 4 | 6 | 3 | \$11,911.00 |
| | 911643C | 150 | 10 | 14 | | \$12,119.00 |
| Hook Suspension – Spark and Corrosion Resistant Models | | | | | | |
| ½ | 911683C | 99 | 16 | 22 | 1 | \$10,572.00 |
| 1 | 911684C | 116 | 8 | 11 | 2 | \$12,161.00 |
| 2 | 911685C | 150 | 5 | 7 | 3 | \$14,869.00 |
| Lug Suspension – Standard Models | | | | | | |
| 1 | 911654C | 110 | 13 | 18 | 1 | \$8,337.00 |
| | 911651C | 112 | 30 | 42 | | \$8,542.00 |
| 2 | 911655C | 120 | 6 | 9 | 2 | \$10,260.00 |
| | 911652C | 122 | 15 | 21 | | \$10,466.00 |
| 3 | 911656C | 168 | 4 | 6 | 3 | \$11,911.00 |
| | 911653C | 170 | 10 | 14 | | \$12,119.00 |
| Lug Suspension – Spark and Corrosion Resistant Models | | | | | | |
| ½ | 911693C | 114 | 16 | 22 | 1 | \$10,572.00 |
| 1 | 911694C | 124 | 8 | 11 | 2 | \$12,161.00 |
| 2 | 911695C | 174 | 5 | 7 | 3 | \$14,869.00 |

ADD-ON PRICES FOR OTHER THAN 10' LIFTS*

| Capacity (Tons) | Load Chain Per Foot Lift | Plate Load Chain | Pendant Hose Drop (Ft.) | |
|--------------------------------------|--------------------------|------------------------------|-------------------------|--------------|
| | | Each Additional Foot of Lift | Hoist Only | Hoist & AMDT |
| 1 | \$30.70 | \$30.70 | \$17.90 | \$29.60 |
| 2 | \$61.40 | \$61.40 | | |
| 3 | \$92.10 | \$92.10 | | |
| Spark and Corrosion Resistant Models | | | | |
| 1/2 | \$142.45 | - | \$17.90 | \$29.60 |
| 1 | \$284.90 | - | | |
| 2 | \$427.35 | - | | |

When ordering always specify the following:
Lift Pendant drop

Standard Pendant Control Drop is 6'.

* Maximum pendant control drop is 36'.

NOTE: All 6000 Series Hoists include a load brake.

NOTE: 10' lifts are standard, longer lifts available. Equipped with 6' pendant control hose. Speeds based on 90 psi line pressure with full rated Hoist load. Rated air supply is 80 CFM (full load – full speed). Always install a filter and lubricator in air line for each Hoist.

Add-on prices for other than standard 10' Lifts:

To compute total price of Hoist with other than standard 10' lift, add to the price of desired 10' lift Hoist the additional charges as instructed below:

- *1. If control hose is to be lengthened, add the charge for each additional foot of hose over 6'
- 2. If load chain is to be lengthened add the charge for each additional foot of lift over 10'

Series 6000 Air Chain Hoists are metric rated.

Polyethylene Chain containers are standard on all 6000 Series Chain Hoists (BAHC) 1 Ton for 28' lift or less, 2 Ton for 20' of lift or less, and 3 Ton for 16' of lift or less except for spark resistant models which are not included. To price Hoists with chain containers for lifts greater than the standard lifts mentioned, deduct \$178.00 for 2 Ton or \$287.00 for 3 Ton from standard 10' list price, then add the appropriate fabric or metal chain container listed on page 87-88. On 1 Ton Hoists with lifts 18' or less, we will provide the #922440 chain container. Polyethylene Chain containers are designed to fit current 6000 Series (BAHC) or newer models.

For older 6000 Series (BAH) models, a fabric or metal chain container must be used.

AIR CHAIN HOISTS

CM AIRSTAR 6

CAPACITIES: 1 TO 3 TONS PENDANT THROTTLE CONTROL

| Hook Suspension – Standard Models | | | | | | |
|--|----------------|-----------------|-----------------------------|--------------------------------|---------------------|-------------|
| Capacity (Tons) | Catalog Number | Weight (Pounds) | Full Load Hoist Speed (FPM) | Full Load Lowering Speed (FPM) | Parts of Load Chain | User Price |
| 1 | *7405A | 97 | 13 | 18 | 1 | \$8,337.00 |
| | *7405B | 99 | 30 | 42 | | \$8,542.00 |
| 2 | 7406A | 114 | 6 | 9 | 2 | \$10,260.00 |
| | *7406B | 116 | 15 | 21 | | \$10,466.00 |
| 3 | 7407A | 148 | 4 | 6 | 3 | \$11,911.00 |
| | 7407B | 150 | 10 | 14 | | \$12,119.00 |
| Hook Suspension – Spark and Corrosion Resistant Models | | | | | | |
| 1/2 | 7408A | 99 | 16 | 22 | 1 | \$10,572.00 |
| 1 | 7409A | 116 | 8 | 11 | 2 | \$12,161.00 |
| 2 | 7410A | 150 | 5 | 7 | 3 | \$14,869.00 |
| Lug Suspension – Standard Models | | | | | | |
| 1 | 7405C | 110 | 13 | 18 | 1 | \$8,337.00 |
| | *7405D | 112 | 30 | 42 | | \$8,542.00 |
| 2 | 7406C | 120 | 6 | 9 | 2 | \$10,260.00 |
| | *7406D | 122 | 15 | 21 | | \$10,466.00 |
| 3 | 7407C | 168 | 4 | 6 | 3 | \$11,911.00 |
| | 7407D | 170 | 10 | 14 | | \$12,119.00 |
| Lug Suspension – Spark and Corrosion Resistant Models | | | | | | |
| 1/2 | 7408B | 114 | 16 | 22 | 1 | \$10,572.00 |
| 1 | *7409B | 124 | 8 | 11 | 2 | \$12,161.00 |
| 2 | 7410B | 174 | 5 | 7 | 3 | \$14,869.00 |

CM AIR HOIST OPTIONS & ACCESSORIES

ADD-ON PRICES FOR OTHER THAN 10' LIFTS*

To compute total price of Hoist with other than standard 10' lift, add to the price of desired 10' Hoist the additional charges as instructed below:

- If control hose is to be lengthened, add the charge for each additional foot of hose over 6'
- If load chain is to be lengthened, add the charge for each additional foot of lift over 10'

| Capacity (Tons) | Load Chain Per Foot Lift | Plate Load Chain | Pendant Hose Drop (Ft.) | |
|--------------------------------------|--------------------------|------------------------------|-------------------------|--------------|
| | | Each Additional Foot of Lift | Hoist Only | Hoist & AMDT |
| 1 | \$30.70 | \$30.70 | \$17.90 | \$29.60 |
| 2 | \$61.40 | \$61.40 | | |
| 3 | \$92.10 | \$92.10 | | |
| Spark and Corrosion Resistant Models | | | | |
| 1/2 | \$142.45 | - | \$17.90 | \$29.60 |
| 1 | \$284.90 | - | | |
| 2 | \$427.35 | - | | |

Polyethylene Chain containers are standard on all Airstar 6 Series chain Hoists 1 Ton for 28' lift or less, 2 Ton for 20' lift or less, and 3 Ton for 16' lift or less (except for spark resistant models which are not included.) To price Hoists with chain containers for lifts greater than the standard lifts mentioned, deduct \$178.00 for 2 Ton or \$287.00 for 3 Ton from standard 10' list price, then add the appropriate fabric or metal chain container listed on page 87-88. On 1 Ton Hoists with lifts 18' or less, we will provide the #922440 chain container. Polyethylene Chain containers are designed to fit current Airstar 6 or newer models.

When ordering always specify the following:
Lift Pendant drop


Standard pendant control drop is 6'.

* Maximum pendant control drop is 36'.

AIR CHAIN HOISTS

BUDGIT[™] Hoists AIR MOTOR-DRIVEN TROLLEYS*

| Standard | | | | | |
|-------------------------------|-----------------|--|-----------------|----------------------|------------|
| Catalog Number | Capacity (Tons) | Flange Width Adjustment Range (Inches) | Weight (Pounds) | Traverse Speed (FPM) | User Price |
| 911706 | 1/4, 1/2 & 1 | 3 to 5 | 95 | 50 | \$6,516.00 |
| 911707 | 2 | 3-5/8 to 6-1/4 | 105 | 60 | \$6,642.00 |
| 911708 | 3 | 4 to 6-1/4 | 150 | 60 | \$7,831.00 |
| Spark and Corrosion Resistant | | | | | |
| 911710 | 3/8, 1/2, & 3/4 | 3 to 5 | 95 | 50 | \$8,217.00 |
| 911711 | 1 | 3-5/8 to 6-1/4 | 105 | 60 | \$8,352.00 |
| 911712 | 2 | 4 to 6-1/4 | 150 | 60 | \$9,537.00 |



4 lever pendant throttle control is standard with all Trolleys ordered with a 6000 Series Air Hoist.

CM AIR MOTOR-DRIVEN TROLLEYS*

| Product Code | Capacity (Tons) | Traverse Speed (FPM) | Flange Width Adjustment Range (Inches) | Weight (Pounds) | User Price |
|-------------------------------|-----------------|----------------------|--|-----------------|------------|
| Standard | | | | | |
| 7411A | 1/4, 1/2, & 1 | 50 | 3 to 5 | 95 | \$6,842.00 |
| 7412A | 2 | 60 | 3-5/8 to 6 | 105 | \$6,974.00 |
| 7413A | 3 | 60 | 4 to 6-1/4 | 150 | \$8,223.00 |
| Spark and Corrosion Resistant | | | | | |
| 7414A | 3/8, 1/2 & 3/4 | 50 | 3 to 5 | 95 | \$8,217.00 |
| 7415A | 1 | 60 | 3-5/8 to 6 | 105 | \$8,352.00 |
| 7416A | 2 | 60 | 4 to 6-1/4 | 150 | \$9,537.00 |

| Description | Product Code | User Price |
|--|--------------|------------|
| Redundant Support Hoist suspension redundant support for CM AirStar | 402268 | \$166.00 |
| Pendant Throttle Conversion Kit Kit for converting the pull cord CM AirStar air Hoist to pendant throttle operation For longer than 6' pendant hose, add \$8.25 per foot. | 402269 | \$1,687.00 |
| Adapter for Hook Suspension on Air MDT Hoist suspension redundant support for CM AirStar | 32901001 | \$797.00 |

Yale[®] HOISTS AIR MOTOR-DRIVEN TROLLEYS (KALB, KALC & YAL)

| Catalog Number | Capacity (Tons) | Flange Width Adjustment Range (Inches) | Weight (Pounds) | Traverse Speed (FPM) | User Price |
|-------------------------------|-----------------|--|-----------------|----------------------|-------------|
| Standard | | | | | |
| FADT01 | 1/4, 1/2 & 1 | 3 to 5 | 95 | 50 | \$6,842.00 |
| FADT02 | 2 | 3-5/8 to 6 | 105 | 60 | \$6,974.00 |
| FADT03 | 3 | 4 to 6-1/4 | 150 | 60 | \$8,223.00 |
| Spark and Corrosion Resistant | | | | | |
| YAMDT01SR | 3/8, 1/2, & 3/4 | 3 to 5 | 95 | 50 | \$8,628.00 |
| YAMDT02SR | 1 | 3-5/8 to 6-1/4 | 105 | 60 | \$8,770.00 |
| YAMDT03SR | 2 | 4 to 6 | 150 | 60 | \$10,014.00 |

Always specify the Hoist Product Code Number and that will operate with the Trolley.
 Models for Patented Track with narrow flat tread steel wheels are available.
 Models with extended Beam Flange Adjustment are available.
 Use the electric Trolley beam flange adjustment pricing on page 48.

4 lever pendant throttle control is standard on all Trolleys ordered with a Budgit 6000 & CM Airstar 6.
 Air Motor-Driven Trolleys are equipped with 7' pendant control hose as standard.
 For longer than 7' control, add \$18.30 per foot
 For Hoist and MDT pendant hose add \$30.20 per foot
 Maximum pendant control drop is 36'

AIR CHAIN HOISTS

CM BUDGIT Hoists Yale HOISTS CHAIN CONTAINERS FOR AIR HOISTS

| Standard Metal Chain Container for BUDGIT 2200 Series, CM Airstar & YALE YAL Air Hoists | | | | | |
|--|------------|------------------------------|-------------|-----------------|------------|
| Catalog Number | Chain Type | Maximum Length of Lift (Ft.) | | Weight (Pounds) | User Price |
| | | 1/4, 3/8, 1/2 Ton | 3/4 & 1 Ton | | |
| 902631 | Link | 25 | 12 | 4 1/2 | \$191.00 |
| 902635 | Link | 45 | 22 | 9 | \$389.00 |
| 902632 | Roller | 15 | - | 6 1/2 | \$307.00 |
| 902633 | Roller | 30 | 15 | 11 | \$389.00 |
| Spark and Corrosion Resistant Chain Container for BUDGIT 2200 Series, CM Airstar & YALE YAL Air Hoists | | | | | |
| 902634 | Link | 25 | 12 | 5 | \$820.00 |
| 902636 | | 45 | 22 | 10 | \$892.00 |
| Cloth Chain Containers | | | | | |
| 702635 | Link | 45 | 22 | 9 | \$273.00 |

| Polyethylene Chain Containers for BUDGIT 6000 Series, CM Airstar 6 & YALE KALC Air Hoists | | | | | |
|---|--------------------------------|------------------------------|-------|-------|------------|
| Catalog Number | Chain Container Depth (Inches) | Maximum Length of Lift (Ft.) | | | User Price |
| | | 1 Ton | 2 Ton | 3 Ton | |
| 922440 | 10-3/16 | 18 | 9 | 6 | \$178.00 |
| 922441 | 12-5/16 | 28 | 14 | 9 | \$178.00 |
| 922442 | 15-13/16 | 40 | 20 | 13 | \$178.00 |
| 922443 | 20-1/16 | 50 | 25 | 16 | \$287.00 |

LONGER LIFT CHAIN CONTAINERS

| Standard Link Chain for BUDGIT 2200 Series, CM Airstar & YALE YAL Air Hoists | | | | | |
|--|-------------|--------------------------------|------------------------------|-------|------------|
| Part Number | Suspension | Chain Container Depth (Inches) | Maximum Length of Lift (Ft.) | | User Price |
| | | | 1/4 & 1/2 Ton | 1 Ton | |
| 44462021 | Hook or Lug | 22-1/2 | 60 | 30 | \$341.00 |
| 44462026 | Lug | 28-1/2 | 75 | 37 | \$487.00 |
| 44462031 | | 33-1/2 | 90 | 45 | \$631.00 |
| 44462035 | | 37-1/2 | 105 | 52 | \$688.00 |

| Spark & Corrosion Resistant Chain Container for BUDGIT 6000 Series, CM Airstar 6 & YALE KALC Air Hoists | | | | | |
|---|------------------------------|------------|------------|-----------------|------------|
| Catalog Number | Maximum Length of Lift (Ft.) | | | Weight (Pounds) | User Price |
| | 1/2 Ton | 1 Ton | 2 Ton | | |
| 905444 | 15 | Do Not Use | Do Not Use | 4 | \$749.00 |
| 905445 | 30 | 15 | 10 | 8 | \$782.00 |
| 905446 | 45 | 22 | 15 | 10 | \$950.00 |
| 905447 | 60 | 30 | 20 | 14 | \$1,126.00 |
| 905448 | 75 | 37 | 25 | 15 | \$1,231.00 |
| 905449 | 90 | 45 | 30 | 16 | \$1,296.00 |

| Spark and Corrosion Resistant Link Chain for BUDGIT 2200 Series, CM Airstar & YALE YAL Air Hoists | | | | | |
|---|-------------|--------------------------------|------------------------------|---------|------------|
| Part Number | Suspension | Chain Container Depth (Inches) | Maximum Length of Lift (Ft.) | | User Price |
| | | | 3/8 Ton | 3/4 Ton | |
| 44455121 | Hook or Lug | 22-1/2 | 60 | 30 | \$1,187.00 |
| 44455126 | Lug | 28-1/2 | 75 | 37 | \$1,234.00 |
| 44455131 | | 33-1/2 | 90 | 45 | \$1,293.00 |
| 44455135 | | 37-1/2 | 105 | 52 | \$1,345.00 |

| Long Lift Spark & Corrosion Resistant Chain Container for BUDGIT 6000 Series, CM Airstar 6 & YALE KALC Air Hoists | | | | |
|---|------------------------------|-------|-------|------------|
| Catalog Number | Maximum Length of Lift (Ft.) | | | User Price |
| | 1/2 Ton | 1 Ton | 2 Ton | |
| 439425*1 | 60 | 30 | 20 | \$1,470.00 |
| 439425*2 | 90 | 45 | 30 | \$1,522.00 |
| 439425*3 | 120 | 60 | 40 | \$1,574.00 |
| 439425*4 | 150 | 75 | 50 | \$1,608.00 |
| 439425*5 | 180 | 90 | 60 | \$1,658.00 |
| 439425*6 | 210 | 105 | 70 | \$1,721.00 |

* 1/2 Ton insert number 1
 1 Ton insert number 2
 2 Ton insert number 3

Link chain Hoists using these long lift containers must be lug suspended, cross mounted. Chain containers are supported from the Trolley suspension pins. Chain containers are low headroom design, 10-1/2" wide.

AIR CHAIN HOISTS

CM BUDGIT Hoists Yale HOISTS AIR HOIST OPTIONS & ACCESSORIES

BUDGIT 2200 SERIES, CM AIRSTAR & YALE YALC FABRIC CHAIN CONTAINERS

| Product Code | Chain Type | Weight (Pounds) | Chain Container Depth (Inches) | Maximum Length of Lift (Feet) | | User Price |
|--------------|------------|-----------------|--------------------------------|-------------------------------|-------|------------|
| | | | | 1/4 to 1/2 Ton | 1 Ton | |
| 931850 | Link | 3 | 10 | 20 | 10 | \$587.00 |
| 931855 | Link | 3 | 15 | 40 | 20 | \$621.00 |

BUDGIT 6000 SERIES, CM AIRSTAR 6 & YALE KALC FABRIC CHAIN CONTAINERS

| Product Code | Chain Type | Weight (Pounds) | Chain Container Depth (Inches) | Maximum Length of Lift (Feet) | | | | User Price |
|--------------|------------|-----------------|--------------------------------|-------------------------------|-------|-------|-------|------------|
| | | | | 1/4 to 1/2 Ton | 1 Ton | 2 Ton | 3 Ton | |
| 931851 | Link | 3 | 10 | 20 | 20 | 10 | N/A | \$425.00 |
| 931852 | Link | 3 | 13 | 30 | 30 | 15 | 10 | \$443.00 |
| 931853 | Link | 3 | 15 | 40 | 40 | 20 | 13 | \$503.00 |
| 931854 | Link | 3 | 18 | 50 | 50 | 25 | 16 | \$575.00 |
| 931856 | Link | 3 | 20 | 60 | 60 | 30 | 20 | \$646.00 |

CM SHOPAIR, BULK LOAD CHAIN

| Description | Diameter (Inches) | Chain Per Foot Product Code | User Price Per Foot | Chain Drum Product Code | Length Per Drum (Ft.) | Weight (Pounds) | User Price Per Drum |
|-------------|-------------------|-----------------------------|---------------------|-------------------------|-----------------------|-----------------|---------------------|
| Load Chain | 0.157 | 85988 | \$19.05 | - | - | - | - |
| Load Chain | 0.157 | 85988 | \$19.05 | 85018 | 250 | 66 | \$4,762.50 |
| Load Chain | 0.157 | 85988 | \$19.05 | 85019 | 500 | 126 | \$9,525.00 |
| Load Chain | 0.157 | 85988 | \$19.05 | 85020 | 1000 | 244 | \$19,050.00 |
| Load Chain | .157 Z/P | 85989 | \$20.55 | - | - | - | - |

AIR CHAIN HOISTS

CM BUDGIT Hoists Yale Hoists AIR HOIST OPTIONS & ACCESSORIES

AIR HOSE ASSEMBLY

Assembly requires Catalog Number for both hose and fittings.

| Catalog Number | Inside Dimension (Inches) | Outside Dimension (Inches) | Braid | Maximum PSI | Weight Per Ft. (lbs.) | User Price (Per Ft.) |
|----------------|---------------------------|----------------------------|-------|-------------|-----------------------|----------------------|
| 901610 | 1/2 | 15/16 | 1 | 200 | 0.33 | \$4.95 |
| 901611 | 3/4 | 1 1/4 | 2 | 225 | 0.52 | \$4.95 |
| 901612 | 1 | 1 1/2 | 2 | 200 | 0.65 | \$10.30 |

FITTINGS

Male swivel at each end.

| Catalog Number | Hose Inside Dimension (In.) | Thread Size M-NPT (In.) | User Price (Per Pair) |
|----------------|-----------------------------|-------------------------|-----------------------|
| 901614 | 1/2 | 3/8 | \$74.00 |
| 901615 | 3/4 | 1/2 | \$78.00 |
| 901616 | 1 | 3/4 | \$124.00 |

FITTINGS WITH QUICK DISCONNECT

Quick disconnect on one end-standard male swivel on opposite end.

| Catalog Number | Hose ID (In.) | Thread Size M-NPT (In.) | User Price (Pair) |
|----------------|---------------|-------------------------|-------------------|
| 901618 | 1/2 | 3/8 | \$119.00 |
| 901619 | 3/4 | 1/2 | \$158.00 |
| 901620 | 1 | 3/4 | \$273.00 |

RECOIL AIR HOSE

Self-Storing Air Hose with Fittings.

| Catalog Number | Hose Size Inside Dimension (Inches) | X | Working Length (Ft.) | Fittings Each End | User Price |
|----------------|-------------------------------------|---|----------------------|-------------------------------|------------|
| 901621 | 1/2 | x | 15 | 3/8 NPTF Male Swivel Fittings | \$218.00 |
| 901622 | 1/2 | x | 25 | | \$273.00 |
| 901624 | 3/4 | x | 15 | 3/4 NPTF Male Swivel Fittings | \$437.00 |
| 901625 | 3/4 | x | 25 | | \$540.00 |
| 901626 | 3/4 | x | 50 | | \$867.00 |

Nylon cable and eye bolts not included. Nylon coated cable with eyebolt fittings each end for supporting recoil air hose (supports by others).

| Catalog Number | Length (Ft.) | User Price |
|----------------|--------------|------------|
| 901629 | 25 | \$119.00 |
| 901630 | 50 | \$190.00 |

REDUNDANT SUPPORT

Hoist Suspension redundant support for Series 2200 Hoist.

| Catalog Number | User Price |
|----------------|------------|
| 402268 | \$163.00 |

PENDANT THROTTLE CONVERSION KIT

Kit for converting pull cord air Hoist to pendant throttle operation. Used on Series 2200 Budgit Air Hoist, CM Airstar & Yale YALC.

| Catalog Number | User Price |
|----------------|------------|
| 402269 | \$1,655.00 |

For longer than 6" pendant hose, add \$8.55 per foot.

AIR HOSE TROLLEYS

2-5/8" – 6" flange.

| Catalog Number | For Hose Size | User Price (Each) |
|----------------|--------------------|-------------------|
| 40254 | 5/8" – 1 1/2" Hose | \$61.00 |

WIRE ROPE FESTOON SYSTEMS

For air supply hose, 1/2" to 1" ID hose.

| Catalog Number | Working Travel (Ft.) | Loop Depth (Ft.) | Overall Length (Ft.) | Weight (Pounds) | User Price |
|----------------|----------------------|------------------|----------------------|-----------------|------------|
| 901601 | 16 | 3 | 18.5 | 11 | \$575.00 |
| | 21 | 4 | 23.5 | | |
| 901602 | 28 | 3 | 31.1 | 13 | \$1,133.00 |
| | 37 | 4 | 40.1 | | |
| 901603 | 40 | 3 | 43.6 | 15 | \$1,167.00 |
| | 52 | 4 | 55.6 | | |

System Includes: End clamp assemblies, Hardware Kit, Intermediate carriers (quantities based upon overall length). Nylon covered wire rope per required length. Air hose not included.

FILTER-LUBRICATOR UNITS

| Catalog Number | Inlet/Outlet Size (In.) | Bowl Size | Weight (Pounds) | User Price |
|----------------|-------------------------|-----------|-----------------|------------|
| * 902960 | 3/8 (2200 Series) | 11 oz. | 6 | \$389.00 |
| * 902961 | 1/2 (AMDT) | 11 oz. | 7 | \$466.00 |
| 902962 | 3/4 (6000 Series) | 24 oz. | 11 | \$867.00 |
| 902963 | 1 | 24 oz. | 15 | \$867.00 |

FILTER-REGULATOR-LUBRICATOR UNITS

| Catalog Number | Inlet/Outlet Size (Inches) | Bowl Size | Weight (Pounds) | User Price |
|----------------|----------------------------|-----------|-----------------|------------|
| * 902966 | 3/8 (2200 Series) | 11 oz. | 14 | \$575.00 |
| * 902967 | 1/2 (AMDT) | 11 oz. | 15 | \$705.00 |
| 902968 | 3/4 (6000 Series) | 24 oz. | 20 | \$1,193.00 |
| 902969 | 1 | 24 oz. | 20 | \$1,193.00 |

* Not for use with 6000 Series Air Hoist.

LUG KIT

Used on Series 2200 Budgit Air Hoist, CM Airstar, & Yale YALC. Converts hook mount to lug.

| Catalog Number | Inlet/Outlet Size (In.) | Price |
|----------------|-------------------------|----------|
| 22185610 | 1/4, 1/2 and 3/8 | \$320.00 |
| 22412301 | 3/4 and 1 | \$537.00 |

BULLARD HOOK OPTIONS

| Bullard Hook For: | User Price, Add | |
|-------------------------------|-----------------|----------|
| | Upper | Lower |
| BUDGIT Electric and Air Hoist | | |
| 1/4 and 1/2 Ton | P.O.A. | \$239.00 |
| 1 Ton | P.O.A. | \$267.00 |
| 2 Ton | P.O.A. | \$341.00 |
| 3 Ton | P.O.A. | P.O.A. |

*Normally not stocked.

AIR CHAIN HOISTS



AIR HOIST OPTIONS & ACCESSORIES

| Supplemental External Muffler, in addition to our standard internal mufflers. | Price |
|--|------------|
| BUDGIT 2200 Series, CM Airstar & YALE YAL Air Hoists | \$336.00 |
| BUDGIT 6000 Series, CM Airstar 6 & YALE KALC Air Hoists or Air Motor Driven Trolleys | \$862.00 |
| Deduct Two Lever Pendant Throttle Control, pendant by others | |
| BUDGIT 2200 Series, CM Airstar & YALE YAL Air Hoists | \$376.00 |
| BUDGIT 6000 Series, CM Airstar 6 & YALE KALC Air Hoists or Air Motor Driven Trolleys | \$376.00 |
| Add Six Lever Pendant to Trolley & Hoist | \$3,128.00 |
| Add Four Lever Pendant to Trolley without Hoist | \$1,312.00 |
| Add Four Lever Pendant to 2200 with Motor Driven Trolley | \$1,079.00 |
| Zinc Plated Hooks | |
| BUDGIT 2200 Series, CM Airstar & YALE YAL Air Hoists | \$119.00 |
| BUDGIT 6000 Series, CM Airstar 6 & YALE KALC Air Hoists | \$83.00 |
| Drop Stops (safety lugs) and bumpers for AMDT & Heavy Duty Rigid Mount Trolleys | |
| Drop Stops (steel only) – plain and geared Trolleys | \$573.00 |
| Drop Stops with Rubber Bumper – plain and geared Trolleys | \$1,147.00 |
| Drop Stops with Rubber Bumpers – Motorized Trolley | Standard |
| Patented Track Wheels Air Motor Driven Trolleys, 3¼ inch minimum flange width | |
| Standard Trolley. | \$724.00 |
| Spark Resistant Trolley. | \$1,507.00 |
| Food Grade Lubrication Hoists | |
| BUDGIT 2200 Series, CM Airstar & YALE YALC Air Hoists | \$211.00 |
| BUDGIT 6000 Series, CM Airstar 6 & YALE KALC Air Hoists | \$211.00 |
| Epoxy Enamel Paint, three coat system per data sheet | |
| Each Hoist, Trolley & Chain Container combination. | \$1,197.00 |
| Rigid Top Hook – not available on spark resistant units | |
| BUDGIT 2200 Series, CM Airstar & YALE YALC Air Hoists | \$76.00 |
| BUDGIT 6000 Series, CM Airstar 6 & YALE KALC Air Hoists (1 & 2 Ton) | \$49.00 |
| BUDGIT 6000 Series, CM Airstar 6 & YALE KALC Air Hoists (3 Ton) | \$249.00 |
| Relabeling Hoist capacity – BUDGIT 2200 Series, CM Airstar & YALE YALC Air Hoists | \$281.00 |
| Derate & Reset Clutch – BUDGIT 6000 Series, CM Airstar 6 & YALE KALC Air Hoists | \$439.00 |
| Trolley Travel Limit Switch (trip dog by others) | \$4,761.00 |

AIR CHAIN HOISTS

SECTION CONTENTS:

CM LODESTAR AIR XL

CM
LODESTAR® AIR XL

AIR CHAIN HOISTS

LODESTAR AIR XL HOIST

| Capacity (Pounds) | Reeving | Lifting Speed (FPM) | † Product Code | Hook | | Plain | | Geared | | Motor Driven | |
|-------------------|---------|---------------------|----------------|-------------|-----------------|-------------|-----------------|-------------|-----------------|--------------|-----------------|
| | | | | User Price | Weight (Pounds) | User Price | Weight (Pounds) | User Price | Weight (Pounds) | User Price | Weight (Pounds) |
| 2 | 1 | 31 | 5340 | \$19,591.00 | 347 | \$21,355.00 | 407 | \$22,165.00 | 452 | \$29,286.00 | 505 |
| 3 | 2 | 21 | 5341 | \$20,390.00 | 421 | \$22,641.00 | 476 | \$23,764.00 | 491 | \$31,754.00 | 569 |
| 5 | 2 | 13 | 5342 | \$20,598.00 | 421 | \$23,304.00 | 576 | \$24,763.00 | 586 | \$33,505.00 | 611 |
| 6 | 3 | 10 | 5343 | \$22,493.00 | 453 | \$25,321.00 | 608 | \$26,824.00 | 618 | \$35,460.00 | 643 |
| 7-1/2 | 3 | 9 | 5344 | N/A | N/A | \$26,845.00 | 608 | \$28,327.00 | 618 | \$37,504.00 | 643 |

All units shown contain 10' Lift.

† Add suffix to product code: H for Hook Suspension, P for Plain Trolley, G for Geared Trolley or M for Motor Driven Trolley (hook suspension not available for 7-1/2 Ton capacity).

CHARGES FOR EXTRA LIFT (OVER 10')

| Description | User Price Per Ft. |
|-------------------------------|--------------------|
| 2 Ton – 1 Part Reeving | \$51.45 |
| 3, 5 Ton – 2 Part Reeving | \$102.90 |
| 6, 7-1/2 Ton – 3 Part Reeving | \$154.35 |

| Plated Chain, Per Foot Add: | |
|-------------------------------|----------|
| 2 Ton – 1 Part Reeving | \$52.50 |
| 3, 5 Ton – 2 Part Reeving | \$105.00 |
| 6, 7-1/2 Ton – 3 Part Reeving | \$157.50 |

LODESTAR AIR XL HOIST OPTIONS

| Description | User Price |
|--|------------|
| Additional Two Thumb Lever | \$789.00 |
| Filter & Lubricator | \$1,004.25 |
| Filter Regulator – Lubricator | \$1,381.25 |
| Pendant Drop | \$18.45 |
| Hoist Only – per foot adder | \$32.05 |
| Hoist with AMDT – per foot adder | |
| For pendant drops over 72 feet, consult factory. | |

TROLLEY SPARK-RESISTANT PACKAGE**

| Description | User Price |
|--------------------|------------|
| 2 Ton | \$1,677.85 |
| 3, 5, 6, 7-1/2 Ton | \$1,905.50 |

** Bronze Trolley Wheels.

TROLLEY OPTIONS

Flange Adjustment – 4" through 6-1/4".

| Description | User Price |
|----------------------------|------------|
| Over 6-3/8" through 8-5/8" | \$230.70 |
| Over 8-3/4" through 11" | \$331.65 |

For 2 Ton Motor Driven Trolley, use the 3-7-1/2 Ton adders.

HOIST SPARK-RESISTANT PACKAGE**

| Description | User Price |
|--------------|------------|
| 2 Ton | \$2,389.60 |
| 3, 5 Ton | \$3,209.50 |
| 6, 7-1/2 Ton | \$3,872.80 |

** Copper plated hooks and lower blocks, stainless steel hook latch, plated load chain.

LODESTAR AIR XL HOIST CHAIN CONTAINERS

| Product Code | Bucket Length (In.) | Weight (Pounds) | Maximum Lift (Ft.) | | | User Price |
|--------------|---------------------|-----------------|--------------------|--------------------|---------------------|------------|
| | | | 1 Part 2 Ton | 2 Part 3, 4, 5 Ton | 3 Part 6, 7-1/2 Ton | |
| 5241 | 10 | 12 | 27 | 14 | 9 | \$1,005.00 |
| 5281 | 15 | 16 | 50 | 25 | 17 | \$1,019.00 |
| 5242 | 20 | 20 | 73 | 36 | 24 | \$1,074.00 |
| 5282 | 25 | 23 | 95 | 48 | 32 | \$1,101.00 |
| 5243 | 30 | 26 | 118 | 59 | 39 | \$1,133.00 |

CRANE KITS & COMPONENTS



CRANE COMPONENTS**UNDERHUNG & TOP RUNNING PUSH TYPE BRIDGE CRANE KITS****PUSH TYPE UNDERHUNG**

| Catalog Number | Runway Beam Flange Adjustment Range (In.) | Capacity (Tons) | Maximum Span (Feet) | Remarks | Weight (Pounds) | User Price |
|------------------------------------|---|-----------------|---------------------|------------------------|-----------------|-------------|
| Angle Construction Trucks | | | | | | |
| 905360 | 3 to 8 | 1/2 | 30 | Pressed Steel Wheels | 300 | \$3,507.00 |
| 905360SR | | 1 | 24 | Spark Resistant Wheels | | \$4,811.00 |
| 905361 | 3-3/8 to 8 | 2 | 30 | Pressed Steel Wheels | 310 | \$3,908.00 |
| 905362 | | | | Forged Steel Wheels | | \$3,082.00 |
| 905362PT | 3-1/4 | | | Patented Track Wheels | 320 | \$5,044.00 |
| 905362SR | 3-3/8 to 8 | | | Spark Resistant Wheels | | \$6,475.00 |
| Channel Construction Trucks | | | | | | |
| 905368 | 3-3/8 to 5-1/2 | 3 | 36 | Forged Steel Wheels | 380 | \$5,230.00 |
| 905368W1 | 5-1/2 to 8 | | | | 390 | \$4,897.00 |
| 905368W2 | 8 to 10-1/2 | | | 400 | \$6,266.00 | |
| 905368SR | 3-3/8 to 5-1/2 | | | Spark Resistant Wheels | 380 | \$7,173.00 |
| 905368PT | 3-1/4 | | | Patented Track Wheels | | \$6,694.00 |
| 905368S | 3-3/8 to 5-1/2 | 24 | 3' Short Wheelbase | 330 | \$5,115.00 | |
| 905524 | 4 to 6-1/4 | 5 | 36 | Forged Steel Wheels | 550 | \$7,812.00 |
| 905524W1 | 6-3/8 to 9 | | | | 560 | \$9,353.00 |
| 905524W2 | 9 to 11-1/2 | | | 570 | \$10,252.00 | |
| 905524PT | 3-1/4 | | | Patented Track Wheels | 550 | \$13,008.00 |
| 905524SR | 4 to 6-1/4 | | | Spark Resistant Wheels | | \$12,580.00 |
| 905524S | | 24 | 3' Short Wheelbase | 495 | \$7,542.00 | |

NOTE: Push Type Kits Consist of: 2 End Trucks (1 pair).

PUSH TYPE TOP RUNNING*

| Catalog Number | Capacity (Tons) | Maximum Span (Feet) | Remarks | Weight (Pounds) | User Price |
|----------------|-----------------|---------------------|--|-----------------|-------------|
| 904535 | 5 | 36 | 8" Ductile Iron Wheels | 450 | \$4,899.00 |
| 904535SR | | | 8" Spark Resistant Wheels | | \$15,437.00 |
| 904535L | | | 8" Ductile Iron Wheels 6' Wheel Base | | 495 |
| 904535S | | 24 | 8" Ductile Iron Wheels 3' Short Wheel Base | 405 | \$9,472.00 |

End connection kit sold separately #51525050 \$624.00 list

*Wheels are designed to be run on ASCE rail only, for square bar applications, contact factory.

NOTE: Push Type Kits Consist of: 2 End Trucks (1 pair).

CRANE KITS

UNDERHUNG & GEARED BRIDGE CRANE KITS

HAND GEARED UNDERHUNG

For Runway Flange Widths of 3-3/8" to 5-1/2" for 3 Maximum Tons*.

STANDARD

For Runway Flange Widths of 4" to 6-1/4" for 5 Maximum Tons**.

| Capacity (Tons) | Maximum Span (Feet) | Kit Number | List Price | Weight (Pounds) | End Truck Catalog Number | Kit Consists Of | | | |
|-----------------|---------------------|------------|-------------|-----------------|--------------------------|---------------------|----------------|----------------------|----------------|
| | | | | | | Cross Shaft Support | | Cross Shaft Coupling | |
| | | | | | | Quantity | Catalog Number | Quantity | Catalog Number |
| 3 | 15 | B03/15UHG | \$7,069.00 | 440 | 4" TD 905369 4'6" WB | 1 | 905373 | 2 | 905374 |
| | 22 | B03/22UHG | \$7,285.00 | 442 | | 2 | | 2 | |
| | 29 | B03/29UHG | \$7,625.00 | 446 | | 3 | | 3 | |
| | 36 | B03/36UHG | \$7,841.00 | 448 | | 4 | | 3 | |
| | 48 | B03/48UHG | \$13,267.00 | 550 | 905380 6' WB | 6 | | 4 | |
| 5 | 15 | B05/15UHG | \$10,718.00 | 520 | 905525* 4'6" WB | 1 | 2 | | |
| | 22 | B05/22UHG | \$10,970.00 | 522 | | 2 | 2 | | |
| | 29 | B05/29UHG | \$11,359.00 | 526 | | 3 | 3 | | |
| | 36 | B05/36UHG | \$11,614.00 | 528 | | 4 | 3 | | |

SPARK RESISTANT

| Capacity (Tons) | Maximum Span (Feet) | Kit Number | List Price | Weight (Pounds) | End Truck Catalog Number | Kit Consists Of | | | |
|-----------------|---------------------|------------|-------------|-----------------|---|---------------------|----------------|----------------------|----------------|
| | | | | | | Cross Shaft Support | | Cross Shaft Coupling | |
| | | | | | | Quantity | Catalog Number | Quantity | Catalog Number |
| 3 | 15 | B03/15UHGR | \$7,890.00 | 480 | 4" TD 905369 4'6" WB | 1 | 905373 | 2 | 905374 |
| | 22 | B03/22UHGR | \$8,046.00 | 482 | | 2 | | 2 | |
| | 29 | B03/29UHGR | \$8,300.00 | 486 | | 3 | | 3 | |
| | 36 | B03/36UHGR | \$8,460.00 | 488 | | 4 | | 3 | |
| | 48 | B03/48UHGR | \$19,245.00 | 550 | 6.5" TD 905380SR ^{††} 6' WB | 6 | | 4 | |
| 5 | 15 | B05/15UHGR | \$16,448.00 | 570 | 6.5" TD 905525 ^{††} 4'6" WB | 1 | 2 | | |
| | 22 | B05/22UHGR | \$16,700.00 | 572 | | 2 | 2 | | |
| | 29 | B05/29UHGR | \$17,091.00 | 576 | | 3 | 3 | | |
| | 36 | B05/36UHGR | \$17,342.00 | 578 | | 4 | 3 | | |

Kit Consists Of: 904550 Hand Chain Wheel
 8282 Hand Chain 36 Lineal Feet
 8282SR Hand Chain 36 Lineal Feet Spark Resistant
 2 End Trucks (1 pair)
 Cross Shaft Support as noted above
 Cross Shaft Coupling as noted above

NOTE: 1" diameter cross shaft – by others.

Standard kit hand chain is zinc plated, 36' long. Additional hand chain per lineal foot, add \$7.80.

Spark resistant kit hand chain aluminum, 36' long.
 Additional spark resistant hand chain per lineal foot, add \$17.35.

NOTE: Bridge Beam not Included in Kit.

Components Detailed in Application Guide

*For flange widths of 5-1/2" to 8" add \$442.00
 *For flange widths of 8" to 10-1/2" add \$566.00
 *For patent track add \$679.00

**For flange widths of 6-3/8" to 9" add \$455.00
 **For flange widths of 9" to 11-1/2" add \$854.00
 **For patent track add \$1,171.00

†For flange widths of 5-1/2" to 8" add \$442.00
 †for flange widths of 8" to 10-1/2" add \$566.00
 †For patent trackPOA

††For flange widths of 6-3/8" to 9" add \$455.00
 ††For flange widths of 9" to 11-1/2" add \$854.00
 ††For patent track\$4,981.00

CRANE KITS

TOP-RUNNING HAND GEARED BRIDGE CRANE KITS

HAND GEARED UNDERHUNG

STANDARD

| Capacity (Tons) | Maximum Span (Feet) | Kit Number | List Price | Weight (Pounds) | End Truck Catalog Number | Kit Consists Of | | | |
|-----------------|---------------------|------------|-------------|-----------------|--------------------------|---------------------|----------------|----------------------|----------------|
| | | | | | | Cross Shaft Support | | Cross Shaft Coupling | |
| | | | | | | Quantity | Catalog Number | Quantity | Catalog Number |
| 5 | 15 | B05/15TH | \$6,553.00 | 500 | 8" TD 904536 4'6" WB | 1 | 904540 | 2 | 905374 |
| | 22 | B05/22TH | \$6,710.00 | 515 | | 2 | | 2 | |
| | 29 | B05/29TH | \$6,966.00 | 532 | | 3 | | 3 | |
| | 36 | B05/36TH | \$7,125.00 | 549 | | 4 | | 3 | |
| | 48 | B05/48TH | \$20,171.00 | 690 | 8" TD 904549 6' WB | 6 | 904540L | 4 | |

SPARK RESISTANT

| Capacity (Tons) | Maximum Span (Feet) | Kit Number | List Price | Weight (Pounds) | End Truck Catalog Number | Kit Consists Of | | | |
|-----------------|---------------------|------------|-------------|-----------------|---------------------------|---------------------|----------------|----------------------|----------------|
| | | | | | | Cross Shaft Support | | Cross Shaft Coupling | |
| | | | | | | Quantity | Catalog Number | Quantity | Catalog Number |
| 5 | 15 | B05/15THSR | \$16,173.00 | 550 | 8" TD 904536SR 4'6" WB | 1 | 904540 | 2 | 905374 |
| | 22 | B05/22THSR | \$16,380.00 | 565 | | 2 | | 2 | |
| | 29 | B05/29THSR | \$16,586.00 | 582 | | 3 | | 3 | |
| | 36 | B05/36THSR | \$16,745.00 | 599 | | 4 | | 3 | |
| | 48 | B05/48THSR | \$26,259.00 | 740 | 8" TD 904549SR 6' WB | 6 | 904540L | 4 | |

Kit Consists Of: 904550 Hand Chain Wheel
 2 End Trucks (1 pair)
 36' Hand Chain
 Cross Shaft Support as noted above
 1 Hand Chain Link
 Cross Shaft Coupling as noted above

NOTE: 1" diameter cross shaft – by others.

End connection kit sold separately 51525050 **\$624.00** list

Standard kit hand chain is zinc plated, 36' long. Additional hand chain per lineal ft. add **\$7.80**

Spark resistant kit hand chain aluminum, 36' ft. long.
 Additional spark resistant hand chain per lineal ft. add **\$17.35**

Wheels are designed to be run on ASCE rail only; For square bar applications, contact factory.

CRANE KITS

UNDERHUNG MOTORIZED BRIDGE CRANE KITS

MOTOR DRIVEN WITH SINGLE DRIVE UNDERHUNG

Note: All Motorized Endtrucks now include drops stops and bumpers.
 For Runway Flange Width of 3-3/8" to 5-1/2"**.

| Capacity (Tons) | Maximum Span (Feet) | Speed (FPM) | Kit Number | List Price | | Weight (Pounds) | | End Truck Catalog Number | Kit Consists Of | | |
|-----------------|---------------------|-------------|--------------|-------------|-------------|-----------------|---------|----------------------------|---------------------|----------------------|-------|
| | | | | 1 Speed | 2 Speed | 1 Speed | 2 Speed | | Cross Shaft Support | Cross Shaft Coupling | Drive |
| 1/4 through 3 | 8 | 55 | B03/08UC*55 | \$10,302.00 | \$10,942.00 | 524 | 544 | 4" TD 905369 4'6" WB | 0 | 2 | 1/2 |
| | | 70 | B03/08UC*70 | \$10,302.00 | \$10,942.00 | | | | | | |
| | | 110 | B03/08UC*110 | \$10,302.00 | \$10,942.00 | | | | | | |
| | 15 | 55 | B03/15UC*55 | \$10,517.00 | \$11,149.00 | 544 | 564 | | 1 | 2 | |
| | | 70 | B03/15UC*70 | \$10,517.00 | \$11,149.00 | | | | | | |
| | | 110 | B03/15UC*110 | \$10,517.00 | \$11,149.00 | | | | | | |
| | 22 | 55 | B03/22UC*55 | \$10,730.00 | \$11,355.00 | 564 | 584 | | 2 | 3 | |
| | | 70 | B03/22UC*70 | \$10,730.00 | \$11,355.00 | | | | | | |
| | | 110 | B03/22UC*110 | \$10,730.00 | \$11,355.00 | | | | | | |
| | 29 | 55 | B03/29UC*55 | \$11,075.00 | \$11,685.00 | 586 | 606 | | 3 | 3 | |
| | | 70 | B03/29UC*70 | \$11,075.00 | \$11,685.00 | | | | | | |
| | | 110 | B03/29UC*110 | \$11,075.00 | \$11,685.00 | | | | | | |
| | 36 | 55 | B03/36UC*55 | \$11,291.00 | \$11,888.00 | 606 | 626 | | 4 | 3 | |
| | | 70 | B03/36UC*70 | \$11,291.00 | \$11,888.00 | | | | | | |
| | | 110 | B03/36UC*110 | \$11,291.00 | \$11,888.00 | | | | | | |

*Specify: 1 = Single-Speed
 2 = Two-Speed

NOTE: 1" diameter cross shaft – by others.

Specify Voltage when ordering

Add \$528.00 to kit price for single phase only Components Detailed in Application Guide

**For flange widths of 5-1/2" to 8" add \$442.00
 **For flange widths of 8" to 10-1/2" add \$566.00
 **For Patented Track add \$679.00

Kit Consists Of: 2 End Trucks (1 pair)
 1 Reducer
 2=Two-Speed
 1 Motor
 1 Control Panel (NEMA 1)
 1 Disconnect (NEMA 1)
 Cross Shaft Support as noted above
 Cross Shaft Coupling as noted above

MOTOR DRIVEN WITH SINGLE DRIVE UNDERHUNG

Note: All Motorized Endtrucks now include drops stops and bumpers.
 For Runway Flange Width of 3-3/8" to 5-1/2"**.

| Capacity (Tons) | Maximum Span (Feet) | Speed (FPM) | Kit Number | List Price | | Weight (Pounds) | | End Truck Catalog Number | Kit Consists Of | | |
|-----------------|---------------------|-------------|--------------|-------------|-------------|-----------------|---------|------------------------------|---------------------|----------------------|-------|
| | | | | 1 Speed | 2 Speed | 1 Speed | 2 Speed | | Cross Shaft Support | Cross Shaft Coupling | Drive |
| 5 | 8 | 50 | B05/08UC*50 | \$14,448.00 | \$15,088.00 | 524 | 544 | 6.5" TD 905525 4'6" WB | 0 | 2 | 1/2 |
| | | 65 | B05/08UC*65 | \$14,448.00 | \$15,088.00 | | | | | | |
| | | 100 | B05/08UC*100 | \$14,448.00 | \$15,088.00 | | | | | | |
| | 15 | 50 | B05/15UC*50 | \$14,697.00 | \$15,321.00 | 544 | 564 | | 1 | 2 | |
| | | 65 | B05/15UC*65 | \$14,697.00 | \$15,321.00 | | | | | | |
| | | 100 | B05/15UC*100 | \$14,697.00 | \$15,321.00 | | | | | | |
| | 22 | 50 | B05/22UC*50 | \$14,942.00 | \$15,560.00 | 564 | 584 | | 2 | 3 | |
| | | 65 | B05/22UC*65 | \$14,942.00 | \$15,560.00 | | | | | | |
| | | 100 | B05/22UC*100 | \$14,942.00 | \$15,560.00 | | | | | | |
| | 29 | 50 | B05/29UC*50 | \$15,338.00 | \$15,941.00 | 586 | 606 | | 3 | 3 | |
| | | 65 | B05/29UC*65 | \$15,338.00 | \$15,941.00 | | | | | | |
| | | 100 | B05/29UC*100 | \$15,338.00 | \$15,941.00 | | | | | | |
| | 36 | 50 | B05/36UC*50 | \$15,587.00 | \$16,178.00 | 606 | 626 | | 4 | 3 | |
| | | 65 | B05/36UC*65 | \$15,587.00 | \$16,178.00 | | | | | | |
| | | 100 | B05/36UC*100 | \$15,587.00 | \$16,178.00 | | | | | | |

*Specify: 1 = Single-Speed
 2 = Two-Speed

NOTE: 1" diameter cross shaft – by others.

Specify Voltage when ordering

Add \$528.00 to kit price for single phase only Components Detailed in Application Guide

**For flange widths of 6-3/8" to 9" add \$455.00
 **For flange widths of 9" to 11-1/2" add \$854.00
 **For Patented Track add \$1,171.00

Kit Consists Of: 2 End Trucks (1 pair)
 1 Reducer
 2=Two-Speed
 1 Motor
 1 Control Panel (NEMA 1)
 1 Disconnect (NEMA 1)
 Cross Shaft Support as noted above
 Cross Shaft Coupling as noted above

CRANE KITS

UNDERHUNG MOTORIZED BRIDGE CRANE KITS

MOTOR DRIVEN WITH DUAL DRIVE UNDERHUNG

Note: All Motorized Endtrucks now include drops stops and bumpers.

36' Span Kit – For Runway Flange Width of 3-3/8" to 5-1/2"**. 48' Span Kit For Runway Flange Width 4" to 6¼**.

| Capacity (Tons) | Maximum Span (Feet) | Speed (FPM) | Kit Number | List Price | | Weight (Pounds) | | End Truck Catalog Number | Drive (HP) | |
|-----------------|---------------------|-------------|---------------|-------------|-------------|-----------------|---------|----------------------------|------------|--|
| | | | | 1 Speed | 2 Speed | 1 Speed | 2 Speed | | | |
| 1/4 through 3 | 36 | 55 | B03/36UD*55 | \$12,339.00 | \$13,963.00 | 545 | 565 | 4" TD 905369 4'6" WB | (2) 1/2 | |
| | | 70 | B03/36UD*70 | \$12,339.00 | \$13,963.00 | | | | | |
| | | 110 | B03/36UD*110 | \$12,339.00 | \$13,963.00 | | | | | |
| | 48 | 50 | NOT AVAILABLE | | | | | | | |
| | | 65 | B03/48UD*65 | \$17,600.00 | \$19,425.00 | 645 | 665 | 6.5" TD 905380 6' WB | (2) 1/2 | |
| | | 100 | B03/48UD*100 | \$17,600.00 | \$19,425.00 | | | | | |

*Specify: 1 = Single-Speed
2 = Two-Speed

** For flange widths of 5-1/2" to 8" - add \$442.00
**For flange widths of 8" to 10-1/2" - add \$566.00
** For Patented Track - add \$679.00
*For Flange Widths of 6-3/8" to 9" - add \$455.00
*For Flange Widths of 9" to 11-1/2" - add \$854.00
*For Patented Track - add \$1,171.00

Kit Consists Of: 2 End Trucks (1 pair)
2 Reducers
2 Motors
1 Control Panel (NEMA 1)
1 Disconnect (NEMA 1)

Specify Voltage when ordering.
Components detailed in application guide.

MOTOR DRIVEN WITH DUAL DRIVE UNDERHUNG WITH 4-6 WB

Note: All Motorized Endtrucks now include drops stops and bumpers.

For Runway Flange Width of 4" to 6-1/4"**.

| Capacity (Tons) | Maximum Span (Feet) | Speed (FPM) | Kit Number | List Price | | Weight (Pounds) | | End Truck Catalog Number | Drive (HP) |
|-----------------|---------------------|-------------|--------------|-------------|-------------|-----------------|---------|--------------------------|------------|
| | | | | 1 Speed | 2 Speed | 1 Speed | 2 Speed | | |
| 5 | 36 | 50 | B05/36UD*50 | \$16,792.00 | \$18,667.00 | 665 | 685 | 6.5" TD 905525 | (2) 1/2 |
| | | 65 | B05/36UD*65 | \$16,792.00 | \$18,667.00 | | | | |
| | | 100 | B05/36UD*100 | \$16,792.00 | \$18,667.00 | | | | |

*Specify: 1 = Single-Speed
2 = Two-Speed

*For Flange Widths of 6-3/8" to 9" - add \$455.00
*For Flange Widths of 9" to 11-1/2" - add \$854.00
*For Patented Track - add \$1,171.00

Kit Consists Of: 2 End Trucks (1 pair)
2 Reducers
2 Motors
1 Control Panel (NEMA 1)
1 Disconnect (NEMA 1)

Specify Voltage when ordering.
Components detailed in application guide.

CONTROL PANEL OPTIONS

| | | |
|--|-------------|-------------|
| To Eliminate Panel and Disconnect Deduct | 1 Speed | 2 Speed |
| | -\$1,601.00 | -\$1,980.00 |
| To Upgrade to NEMA 4 – Add | \$1,381.00 | |

CRANE KITS

TOP RUNNING MOTORIZED BRIDGE CRANE KITS

MOTOR DRIVEN WITH SINGLE DRIVE – TOP RUNNING

Note: All Motorized Endtrucks now include drops stops and bumpers.

| Capacity (Tons) | Maximum Span (Feet) | Speed (FPM) | Kit Number | List Price | | Weight (Pounds) | | End Truck Catalog Number | Kit Consists Of | | |
|-----------------|---------------------|-------------|--------------|------------|-------------|-----------------|---------|----------------------------|---------------------|----------------------|-------|
| | | | | 1 Speed | 2 Speed | 1 Speed | 2 Speed | | Cross Shaft Support | Cross Shaft Coupling | Drive |
| 1/4 through 5 | 8 | 55 | B05/08TC*50 | \$8,633.00 | \$9,440.00 | 529 | 554 | 8" TD 904536 4'6" WB | 0 | 2 | 1/2 |
| | | 70 | B05/08TC*70 | \$8,633.00 | \$9,440.00 | | | | | | |
| | | 110 | B05/08TC*100 | \$8,633.00 | \$9,440.00 | | | | | | |
| | 15 | 55 | B05/15TC*50 | \$8,793.00 | \$9,600.00 | 544 | 569 | | 1 | | |
| | | 70 | B05/15TC*70 | \$8,793.00 | \$9,600.00 | | | | | | |
| | | 110 | B05/15TC*100 | \$8,793.00 | \$9,600.00 | | | | | | |
| | 22 | 55 | B05/22TC*50 | \$8,951.00 | \$9,761.00 | 559 | 584 | | 2 | | |
| | | 70 | B05/22TC*70 | \$8,951.00 | \$9,761.00 | | | | | | |
| | | 110 | B05/22TC*100 | \$8,951.00 | \$9,761.00 | | | | | | |
| | 29 | 55 | B05/29TC*50 | \$9,206.00 | \$10,012.00 | 576 | 601 | | 3 | | |
| | | 70 | B05/29TC*70 | \$9,206.00 | \$10,012.00 | | | | | | |
| | | 110 | B05/29TC*100 | \$9,206.00 | \$10,012.00 | | | | | | |
| | 36 | 55 | B05/36TC*50 | \$9,366.00 | \$10,171.00 | 591 | 616 | | 4 | | |
| | | 70 | B05/36TC*70 | \$9,366.00 | \$10,171.00 | | | | | | |
| | | 110 | B05/36TC*100 | \$9,366.00 | \$10,171.00 | | | | | | |

*Specify: 1 = Single-Speed
2 = Two-Speed

Kit Consists Of: 2 End Trucks (1 pair)
1 Reducer
2 = Two-Speed
1 Motor
1 Control Panel (NEMA 1)
1 Disconnect (NEMA 1)
Cross Shaft Support as noted above
Cross Shaft Coupling as noted above

NOTE: 1" diameter cross shaft – by others.

End connection kit sold separately 51525050 \$624.00 List

Specify Voltage when ordering Add \$528.00 to kit price for single phase only (Not available in dual drive)

Components detailed in application guide.

Wheels are designed to be run on ASCE rail only, square bar applications are available upon request.

Square bar requirements; width 40mm maximum (1-1/2" maximum), height 40 mm minimum (1-1/2" minimum).

MOTOR DRIVEN WITH DUAL DRIVE – TOP RUNNING

Note: All Motorized Endtrucks now include drops stops and bumpers.

| Capacity (Tons) | Maximum Span (Feet) | Speed (FPM) | Kit Number | List Price | | Weight (Pounds) | | End Truck Catalog Number | Drive (HP) |
|-----------------|---------------------|---------------|--------------|-------------|-------------|-----------------|---------|-----------------------------|------------|
| | | | | 1 Speed | 2 Speed | 1 Speed | 2 Speed | | |
| 1/4 through 5 | 36 | 55 | B05/36TD*50 | \$10,142.00 | \$11,362.00 | 575 | 615 | 8" TD 904536 4'6" WB | (2) 1/2 |
| | | 70 | B05/36TD*70 | \$10,142.00 | \$11,362.00 | | | | |
| | | 100 | B05/36TD*100 | \$10,142.00 | \$11,362.00 | | | | |
| | 48 | NOT AVAILABLE | | | | | | | |
| | | 70 | B05/48TD*70 | \$27,860.00 | \$31,114.00 | 675 | 715 | 8" TD 904549 6'-0" WB | |
| | | 100 | B05/48TD*100 | \$27,860.00 | \$31,114.00 | | | | |

*Specify: 1 = Single-Speed
2 = Two-Speed

Kit Consists Of: 2 End Trucks (1 pair)
2 Reducers
2 Motors
1 Control Panel (NEMA 1)
1 Disconnect (NEMA 1)

End connection kit sold separately 51525050 \$624.00 List.

Specify Voltage when ordering.

Components detailed in application guide.

Wheelbase exceeding 54' – line shaft drive applicable on 36' span and below only.

CONTROL PANEL OPTIONS

| | | |
|--|-------------|-------------|
| To Eliminate Panel and Disconnect Deduct | 1 Speed | 2 Speed |
| | -\$1,547.00 | -\$1,913.00 |

| | |
|----------------------------|------------|
| To Upgrade to NEMA 4 – Add | \$1,334.00 |
|----------------------------|------------|

INDIVIDUAL CRANE COMPONENTS & OPTIONS

UNDERHUNG

| Catalog Number | Runway Beam Flange | Remarks | Wt. (Pounds) | List Price |
|---|---|---------------------------------------|--------------------|-------------------------|
| Underhung End Trucks (1 pair) – 3 Ton Capacity | | | | |
| 905369 | 3-3/8" to 5-1/2" | Standard – 3 Ton | 440 | \$5,708.00 |
| 905369W1 | 5-1/2" to 8" | Wider Flange | 450 | \$6,150.00 |
| 905369W2 | 8" to 10-1/2" | Wider Flange | 460 | \$6,274.00 |
| 905369PT | 3-1/4" | Patented Track | 440 | \$6,387.00 |
| 905369SR | 3-3/8" to 5-1/2" | Spark Resistant | 440 | \$6,887.00 |
| 905369SRW1 | 5-1/2" 108" | Spark Resistant | 450 | \$7,329.00 |
| 905369SRW2 | 8" to 10-1/2" | Spark Resistant | 460 | \$7,453.00 |
| 905369S | 3-3/8" to 5-1/2" | 3'-0" Short Wheelbase | 390 | \$5,492.00 |
| 905369SW1 | 5-1/2" to 8" | 3'-0" Short Wheelbase | 400 | \$5,932.00 |
| 905369SPT | 3-1/4" | 3'-0" Short Wheelbase, Patented Track | 390 | \$6,214.00 |
| 905369SRRT | 3-3/8" to 5-1/2" | 3'-0" Short Wheelbase Spark Resistant | 390 | \$8,144.00 |
| 905380 | 4" to 6-1/4" | 6' Wheelbase | 540 | \$10,344.00 |
| 905380W1 | 6-3/8" to 9" | Wider Flange | 550 | \$10,799.00 |
| 905380W2 | 9" to 11-1/2" | Wider Flange | 560 | \$11,198.00 |
| 905380PT | 3-1/4" | Patented Track | 540 | \$15,325.00 |
| 905380SR | 4" to 6-1/4" | Spark Resistant | 540 | \$16,068.00 |
| 905380W1SR | 6-3/8" to 9" | Spark Resistant | 550 | \$16,523.00 |
| 905380W2SR | 9" to 11-1/2" | Spark Resistant | 560 | \$16,922.00 |
| Underhung End Trucks (1 pair) – 5 Ton Capacity | | | | |
| 905525 | 4" to 6-1/4" | Standard- 5 Ton | 560 | \$8,976.00 |
| 905525W1 | 6-3/8" to 9" | Wider Flange | 570 | \$9,431.00 |
| 905525W2 | 9" to 11-1/2" | Wider Flange | 580 | \$9,830.00 |
| 905525PT | 3-1/4" | Patented Track | 560 | \$10,147.00 |
| 905525SR | 4" to 6-1/4" | Spark Resistant | 560 | \$14,285.00 |
| 905525SRW1 | 6-3/8" to 9" | Spark Resistant | 570 | \$14,740.00 |
| 905525SRW2 | 9" to 11-1/2" | Spark Resistant | 580 | \$15,139.00 |
| 905525S | 4" to 6-1/4" | 3'-0" Short Wheelbase | 505 | \$6,566.00 |
| 905525SW1 | 6-3/8" to 9" | 3'-0" Short Wheelbase | 515 | \$7,021.00 |
| 905525SW2 | 9" to 11-1/2" | 3'-0" Short Wheelbase | 525 | \$7,420.00 |
| Catalog Number | Description | Weight. (Pounds) | List Price | |
| Patentend Track, Spark Resistant Underhung End Trucks – (1 pair) | | | | |
| 905369SRPT | 3 Ton Geared | 440 | \$17,331.00 | |
| Catalog Number | Description | Weight. (Pounds) | List Price | |
| Drive Components | | | | |
| 905374 | Cross Shaft Coupling | 2 | \$100.00 | |
| 905373 | Cross Shafi Support | 20 | \$171.00 | |
| 904550 | Hand Chain Wheel for Budgit Trucks | 10 | \$640.00 | |
| 8282 | Hand Chain 36 lineal feet | 18 | \$288.00 | |
| 8282SR | Hand Chain 36 lineal foot Spark Resistant | 16 | \$620.00 | |
| Catalog Number | Traverse Speed | | Weight. (Pounds) | List Price |
| | 3 Ton | 5 Ton | | |
| Gear Reducers | | | | |
| C33375110 | 110 FPM GR – 10:1 | 00 FPM GR – 10:1 | 20 | \$1312.00 (each) |
| C33375115 | 70 FPM GR – 15:1 | 5 FPM GR – 15:1 | | |
| C33375120 | 55 FPM GR – 20:1 | 0 FPM GR – 20:1 | | |
| Electrical and Control Options | | | List Price | |
| Warning Horn | | | \$1,190.00 | |
| NEMA 4 Travel Limit Switch (Trip Dogs by Others) | | | \$1,858.00 | |
| Electronic Acceleration Control (EAC) – 115 volt control | | | | |
| 904596 | Single-Speed | | 10 | \$622.00 |
| | .75 HP Maximum 208-230 – 3 – 60 2 HP Maximum 460- 3-60 | | | |
| 904598 | Two-Speed | | 10 | \$796.00 |
| | .75 HP Maximum 208-230 – 3 – 60 2 HP Maximum 460- 3-60 | | | |
| 913186 | Single-Speed or Two-Speed | | 10 | \$1,188.00 |
| | 2 HP Maximum 208-230-3-60 | | | |

| Bridge Brakes | | | | |
|---|---|------------------|-------------------|------------------------|
| 904554 | 3' lb. Adjustable Brake | 120/240 – 1 – 60 | 15 | \$796.00 (each) |
| 904555 | | 230/460 – 3-60 | | |
| 904556 | | 575 – 3 – 60 | | |
| Motor Protection | | | | |
| TAS | Temperature Actuated Switch in Motor Winding | | – | Standard |
| TOL | Thermal overload relays (3 phase) in enclosure | | 25 | \$359.00 |
| Catalog Number | Horse Power | Power Supply | Weight. (Pounds) | List Price |
| Motor Single-Speed | | | | |
| 32879532 | .5 HP-1800 RPM | 208-230/460-3-60 | 25 | \$478.00 |
| 32879533 | | 575 – 3 – 60 | | |
| Motor – Half-Speed Single-Speed (Provides traverse speed 50% of that listed) | | | | |
| 32879526 | .25 HP 900 RPM | 230/460-3-60 | 30 | \$635.00 |
| 32879527 | | 575 – 3 – 60 | | |
| Motor – Two-Speed – slow speed is one third of listed speed | | | | |
| 32879624 | .5/17 HP | 200-208-3-60 | 45 | \$913.00 |
| 32879625 | | 230 – 3 – 60 | | |
| 32879626 | 1800/600 RPM | 460 – 3 – 60 | | |
| 32879627 | | 575 – 3 – 60 | | |
| Motor – Single Phase- single motor – Single-Speed only | | | | |
| 32879722 | .5 HP 1800 RPM | 115/230 – 1 – 60 | 30 | \$967.00 |
| Catalog Number | Description | Weight. (Pounds) | List Price | |
| Control Panels – Single-Speed – (3 ph Underhung) | | | | |
| 44600313 | 460V – 3 ph – 60 Hz – 905386 | 20 | \$1,172.00 | |
| 44600314 | 575v – 3 ph – 60 Hz – 905387 | 20 | | |
| 44600311 | 208-230v – 3 ph – 60 Hz (1 hp) – I.D. | 50 | | |
| Control Panels – Single Phase – (1 ph Underhung) | | | | |
| 44600305 | 115v – 1 ph – 60 Hz- 905364 | 20 | \$1,260.00 | |
| 44600315 | 230V – 1 ph – 60 Hz – 905365 | | | |
| Control Panels – Two-Speed – (3 ph Underhung) | | | | |
| 44600343 | 460V – 3 ph – 60 Hz – 905398 | 25 | \$1,571.00 | |
| 44600344 | 575v – 3 ph – 60 Hz – 905399 | 25 | | |
| 44600351 | 208-230v – 3 ph – 60 Hz (1 hp) – I.D. | 50 | | |
| Fused Disconnect Switch – Standard | | | | |
| 905388 | 208-230v – 3 ph – 60 Hz | 10 | \$359.00 | |
| 905389 | 460-575v – 3 ph – 60 Hz | | \$515.00 | |
| Fused Disconnect Switch – Single Phase | | | | |
| 905366 | 115v – 1 ph – 60 Hz | 10 | \$420.00 | |
| 905367 | 230v – 1 ph – 60 Hz | | | |
| Weatherproofing (add for each enclosure) | | | | |
| NEMA 4/12 | Watertight and dust-tight for indoor and outdoor service | | 20 | \$1,381.00 |
| NEMA 7 or 9 | Apply to factory | | – | – |
| Bridge Bumpers | | | Wt. (Pounds) | List Price |
| 932000 | Rubber Bumpers – Underhung | | 20 | \$139.00 |
| Air Motor Drive Package | | | Wt. (Pounds) | List Price |
| 51526501 | Includes air motor, gear reducer, control head with pendant throttle and hose assembly with 8' hose drop. Traverse speed approx. 70 FPM. Requires catalog 902967 filter- regulator-lubricator mounted near air motor. | | 115 | \$6,334.00 |
| | For additional pendant hose over 8" – 0" Add per foot | | | \$17.20 |

INDIVIDUAL CRANE COMPONENTS & OPTIONS

TOP RUNNING

| Catalog Number | Description | Weight (Pounds) | List Price |
|---|--|------------------|--------------------|
| Control Panels – Single-Speed – (3 ph Underhung) | | | |
| 904536 | Standard | 450 | \$5,280.00 |
| 904536SR | Spark Resistant Wheels | 450 | \$15,407.00 |
| 904536S | 3'0" Short Wheelbase | 395 | \$9,698.00 |
| 904549 | 6'0" Wheelbase | 550 | \$14,702.00 |
| 904549SR | Spark Resistant Wheels | 550 | \$23,603.00 |
| Drive Components | | | |
| 904540 | Shaft Support | 20 | \$171.00 |
| 904540L | Cross Shaft Support – 6'0" Wheelbase Only | 23 | \$225.00 |
| 905374 | Cross Shaft Coupling | 2 | \$100.00 |
| 904550 | Hand Chain Wheel | 10 | \$640.00 |
| 8282 | Hand Chain | 18 | \$288.00 |
| 8282SR | Spark Resistant Hand Chain | 16 | \$620.00 |
| Gear Reducers | | | |
| C33375110 | Traverse Speed 100 FPM GR – 10:1 | 20 | \$1312.00 Each |
| C33375115 | Traverse Speed 70 FPM GR – 15:1 | | |
| C33375120 | Traverse Speed 50 FPM GR – 20:1 | | |
| Electrical and Control Options | | | List Price |
| Warning Horn | | | \$1,190.00 |
| NEMA 4 Travel Limit Switch (Trip Dogs by Others) | | | \$1,859.00 |
| Electronic Acceleration Control (EAC) – 115 volt control | | | |
| 904596 | Single-Speed | 10 | \$622.00 |
| | .75 HP Maximum 208-230 – 3 – 60 | | |
| | 2 HP Maximum 460-3-60 | | |
| 904598 | Two-Speed | | \$796.00 |
| | .75 HP Maximum 208-230 – 3 – 60 | | |
| 913186 | 2 HP Maximum 460-3-60 | | \$1,188.00 |
| | Single-Speed or Two-Speed | | |
| 913186 | 2 HP Maximum 208-230-3-60 | \$1,188.00 | |
| | 2 HP Maximum 208-230-3-60 | | |
| Ballast Resistors (single drive only) | | | |
| 905391 | SS and 2S 208-230 – 3 – 60 | 10 | \$522.00 |
| 905392 | SS and 2S 460 – 3 – 60 | | |
| 905393 | SS and 2S 575 – 3 – 60 | | |
| Bridge Brakes | | | |
| 904554 | 3' lb. Adjustable Brake | 120/240 – 1 – 60 | \$796.00 (each) |
| 904555 | | 230/460 – 3-60 | |
| 904556 | | 575 – 3 – 60 | |
| Motor Protection | | | |
| TAS | Temperature Actuated Switch in Motor Winding | – | Standard |
| TOL | Thermal overload relays (3 phase) in enclosure | 25 | \$359.00 |
| Air Motor Drive Package | | | Wt (Pounds) |
| 51526501 | Includes air motor, gear reducer, control head with pendant throttle and hose assembly with 8' hose drop. Traverse speed approx. 70 FPM. Requires catalog 902967 filter-regulator-lubricator mounted near air motor. | 115 | \$6,334.00 |
| | For additional pendant hose over 8" – 0" Add per foot | | \$17.20 |

| Catalog Number | Horse Power | Power Supply | Weight (Pounds) | List Price |
|---|--|------------------|---------------------|------------|
| Motor Single-Speed | | | | |
| 32879532 | .5 HP-1800 RPM | 208-230/460-3-60 | 25 | \$478.00 |
| 32879533 | | 575 – 3- 60 | | |
| 32879542 | .75 HP-1800 RPM | 208/230/460-3-60 | 25 | \$656.00 |
| 32879543 | | 575 – 3- 60 | | |
| Motor – Half-Speed Single-Speed (Provides traverse speed 50% of that listed) | | | | |
| 32879526 | .25 HP 900 RPM | 230/460-3-60 | 30 | \$635.00 |
| 328795-27 | | 575 – 3- 60 | | |
| Motor – Two-Speed – slow speed is one third of listed speed | | | | |
| 32879624 | .5/.17 HP | 200-208-3-60 | 45 | \$913.00 |
| 32879625 | | 230 – 3- 60 | | |
| 32879626 | 1800/600 RPM | 460 – 3- 60 | | |
| 32879627 | | 575 – 3- 60 | | |
| Motor – Single Phase- single motor – Single-Speed only | | | | |
| 32879722 | .5 HP 1800 RPM | 115/230 – 1 – 60 | 30 | \$967.00 |
| Catalog Number | Description | Weight (Pounds) | List Price | |
| Control Panels – Single-Speed – (3 ph Top-Run) | | | | |
| 44600326 | 208-230v – 3 ph – 60 Hz- 904541 | 20 | \$1,172.00 | |
| 44600383 | 460v · 3 ph · 60 Hz · 904542 | | | |
| 44600384 | 575v – 3 ph – 60 Hz – 904543 | | | |
| 44600329 | 208-230v – 3 ph – 60 Hz – 3/4 hp motor | | | |
| 44600327 | 460v – 3 ph – 60 Hz- 3/4 hp motor | \$1,275.00 | | |
| 44600328 | 575v – 3 ph – 60 Hz- 3/4 hp motor | | | |
| Control Panels – Two-Speed – (3 ph Top-Run) | | | | |
| 44600336 | 208-230v – 3 ph – 60 Hz- 904546 | 25 | \$1,590.00 | |
| 44600393 | 460v · 3 ph · 60 Hz- 904547 | | | |
| 44600394 | 575v – 3 ph – 60 Hz – 904548 | | | |
| 44600339 | 208-230v – 3 ph – 60 Hz – 3/4 hp motor | | | |
| 44600337 | 460v – 3 ph – 60 Hz- 3/4 hp motor | | | |
| 44600338 | 575v – 3 ph – 60 Hz- 3/4 hp motor | | | |
| Control Panels – Single Phase Single-Speed – (1 ph Top Run) | | | | |
| 44600305 | 115v – 1 ph- 60 Hz- 904544 20 | 20 | \$1,260.00 | |
| 44600315 | 230v – 1 ph – 60 Hz – 904545 | | | |
| Fused Disconnect Switch – Standard | | | | |
| 905388 | 208-230v – 3 ph – 60 Hz | 10 | \$359.00 | |
| 905389 | 460-575v – 3 ph – 60 Hz | | \$515.00 | |
| Fused Disconnect Switch – Single Phase | | | | |
| 905366 | 115v – 1 ph – 60 Hz | 10 | \$420.00 | |
| 905367 | 230v – 1 ph – 60 Hz | | | |
| Motor Protection | | | | |
| NEMA 4/12 | Watertight and dust-tight for indoor and outdoor service | 20 | \$1,381.00 | |
| NEMA 7 or 9 | Apply to factory | – | – | |
| Bridge Bumpers | | | Wt. (Pounds) | |
| 932000 | Rubber Bumpers – Underhung | 20 | \$139.00 | |

INDIVIDUAL CRANE COMPONENTS & OPTIONS

NEMA 4/12 CONTROL PANELS

ONE & TWO-SPEED NEMA 4/12 PANELS WITH BUILT IN DISCONNECT

Price Includes:

Feature:

NEMA 4/12 Panel
Mainline Contactor
Control Transformer
Disconnect with Panel Mounted Handle
Fuses
Hinge Point

1 HP

20 X 16 X 8.8"
30 Amp**
115V/75VA
30 Amp**
Yes
Horizontal at bottom of panel

| Maximum Total H.P. | List Prices | | | | | | |
|--------------------|------------------|----------------|------------|----------------|------------|----------------|-----------------|
| | 1 – Speed Panels | | | | | | |
| | 230 volts | Catalog Number | 460 volts | Catalog Number | 575 volts | Catalog Number | Weight (Pounds) |
| 1 | \$2,553.00 | 44423121 | \$2,553.00 | 44423141 | \$2,553.00 | 44423151 | 75 |
| Maximum Total H.P. | 2 – Speed Panels | | | | | | |
| | 230 volts | Catalog Number | 460 volts | Catalog Number | 575 volts | Catalog Number | Weight (Pounds) |
| | 1 | \$2,647.00 | 44423221 | \$2,647.00 | 44423241 | \$2,647.00 | 44423251 |

** Please check the total amperage draw requirements for your crane application so the amperage limits of the mainline contactor and disconnect are not exceeded. Especially on 230 volt applications.

VARIABLE FREQUENCY NEMA 4/12 PANEL WITH BUILT IN DISCONNECT

For Bridge Traverse Motions Speed range up to 20:1 (in F.P.M.)

Price Includes:

Feature:

Magnetek
CMAA Service Class
NEMA 4/12 Panel
Control Steps
Mainline Contactor
Control Transformer
Disconnect with Panel Mounted Handle
External Dynamic Braking Resistor Fuses
Hinge Point

1 HP

G+ Mini
C
20 X 16 X 8.5
2-step or 3-step infinitely variable 30Amp
75VA
30Amp
Yes
Yes
Horizontal at bottom of panel

| Power Supply | Maximum Total H.P. | Maximum Full Load Amps | Weight (Pounds) | Catalog Number | List Price |
|--------------|--------------------|------------------------|-----------------|----------------|------------|
| 230Volts | 1 | 5 | 50 | 45231121 | \$4,089.00 |
| 460Volts | 1 | 3.4 | | 45231142 | \$4,258.00 |
| 230Volts | 2 | 8 | | 45231122 | \$4,422.00 |
| 460Volts | 2 | 3.4 | | 45231142 | \$4,258.00 |

Not available in 575 volt.
Consult factory for ¾ hp dual drive end trucks.

MANUALS & DIAGRAMS

CLEARANCE DIAGRAMS

Standard Clearance Diagrams **No Charge**
Standard clearance diagrams apply to cataloged models in the Budgit price book not including optional features or accessories.

Clearance Diagrams for Engineered Products **56.00 Net**
Clearance diagrams which require additional labeling including specific lifts, optional or special features, customer name, order number, etc. that are not included in the standard drawings. The diagrams will be a unique drawing for each Hoist, Trolley and chain container combination. Drawings will show general configuration of overall dimensions. They will be done in CAD and provided on an 8½ x 11" bond paper, which is suitable for reproduction on any standard copy machine, so there is no need for reproducibles, such as sepias or mylars.

Wiring Diagrams **No Charge**
Wiring diagrams will be our standard printed format, as provided in our instruction manuals.

INSTRUCTION AND PARTS MANUALS

CMCO will provide up to three manuals, if requested for each product type on an order at no charge. Additional manuals will be provided for the following charges:

Powered Products **10.00 Net**
BUDGIT Electric Hoists
BUDGIT Air Chain Hoists
BUDGIT Motor Driven Trolleys
BUDGIT Air Motor Driven Trolleys

Bridge Crane Components **10.00 Net**
Top Running & Underhung, Single Girder
Bridge Crane Kits, Push, Hand Geared or, Motor Driven

Manual Products **10.00 Net**
*BUDGIT Hand Chain Hoists
BUDGIT Push & Hand Geared Trolleys
TUGIT Lever Operated Chain Hoists
All Chain Containers
*USA Army Type Hoists require 2 manuals (Hoist and Trolley)

Load Test Certification (must ask for at time of order) **No Charge**
CMCO will perform and certify its standard load tests for Hoists. Testing will be in accordance with ANSI B30.16.

Hook Gage Marks **105.55 Net**
Damascus Manuals **10.00 Net**

CLEARANCE DIAGRAMS AND PARTS & SERVICE MANUALS ARE AVAILABLE ONLINE AT WWW.COLUMBUSMCKINNON.COM

MANUALS & DIAGRAMS**ONE MANUAL INCLUDED AT NO CHARGE WITH EACH UNIT**

Apply the following extra charges for additional manuals / diagrams.

MAINTENANCE MANUALS

| Description | Product Code | User Price |
|--|--------------|------------|
| AirStar Hoist | 11720901 | \$18.00 |
| AirStar 6 Hoist | 11720902 | \$18.00 |
| Cyclone Hand Hoist (all models) | 83885 | \$19.00 |
| Hurricane Hand Hoist | 56812 | \$19.00 |
| Lodestar Hoist & Low Headroom Trolley | 83874 | \$19.00 |
| Lodestar XL Electric Hoist | 52756 | \$19.00 |
| Lodestar XL Air Hoist | 53031 | \$19.00 |
| Powerstar Electric Hoist | 83892 | \$19.00 |
| Puller Lever Tool | 83871 | \$19.00 |
| RailStar Motor Driven Trolley | 3704 | \$19.00 |
| Rigger | 23952 | \$19.00 |
| Series 602 Mini Ratchet Lever Tool | 2805 | \$2.00 |
| Series 622 Hand Hoist | 22950 | \$19.00 |
| Series 630 Trolley | 30756 | \$19.00 |
| Series 632 Trolley | 32755 | \$19.00 |
| Series 633 Trolley | 33725 | \$19.00 |
| Series 635 Motor Driven Trolley for Lodestar Hoist | 83875 | \$19.00 |
| Series 653 Lever Hoist | 37700C | \$19.00 |
| ShopAir | 20944 | \$19.00 |
| Valustar Electric Hoist | 24761 | \$19.00 |
| Shopstar | 20800 | \$19.00 |
| Short Handle Puller | 73764 | \$19.00 |

DIAGRAMS

| Description | User Price |
|--|------------|
| RECOMMENDED SPARE PARTS LIST (ALL MODELS) | \$7.00 |
| CLEARANCE DIAGRAMS – all models | |
| Up to 3 prints | N/C |
| Each additional print | \$12.00 |
| Velumn Reproducible | \$39.00 |
| Mylars | \$103.00 |
| WIRE DIAGRAMS | |
| Up to 3 prints | N/C |
| Each additional print | \$12.00 |
| Velumn Reproducible | \$39.00 |
| Mylars | \$103.00 |
| CERTIFICATION OF LOAD TEST | |
| 1 certification (Hoist)*one included at no charge with each unit | \$12.00 |
| 1 certification (Trolley) | \$130.00 |
| Each additional certificate | N/C |
| Approval Drawing | \$124.00 |

LITERATURE, DRAWINGS & MANUALS

LITERATURE

- Coffing Product Catalog **N/C**
- Reproducible Product Pages for Coffing Electric Hoists **N/C**
- Reproducible Product Pages for Coffing Manual Hoists **N/C**

DRAWINGS FOR APPROVAL

- Manufacturer's Standard Commercial General Outline Prints,
(3) Copies Per Order Item **N/C**
- Extra Prints Each **\$9.00**
- One Sepia Reproducible Drawing Per Order Item **N/C**
- Extra Sepias Each **\$25.00**

FINAL APPROVED DRAWINGS

- Manufacturer's Standard Commercial General Outline Prints,
(3) Copies Per Order Item **N/C**
- *Extra Prints Each **\$9.00**
- *One Sepia Reproducible Drawing Per Order Item **N/C**
- Extra Sepias Each **\$25.00**

INSTRUCTION AND MAINTENANCE MANUALS

- Manufacturer's Standard Commercial Instruction and Maintenance
Manuals Only Will Be Supplied **N/C**
- (3) Copies Per Order Item **\$9.00**
- Extra Manuals Each **N/C**
- *Disc – Micro CADAM or DXF File **\$42.00 each**

TERMS & CONDITIONS**CMCO NORTH AMERICAN UPDATED TERMS AND CONDITIONS
HOIST, RIGGING AND CRANE COMPONENTS**

EFFECTIVE OCTOBER 20, 2023

PAYMENT TERMS ARE 1% 10 DAYS/NET 30 DAYS FROM DATE OF INVOICE

Freight—All shipments of Columbus McKinnon (CMCO) products are F.O.B. manufacturing plant or warehouse. Shipping charges will be paid by CMCO and allowed on any order (excluding noted models below*) when the order totals at least net US\$7,500.00, provided such orders are (a) for one shipment to one destination within the continental United States. Carrier and routing will be at the discretion of Columbus McKinnon Corporation. Small orders will not be accumulated to meet total freight requirements to be paid by CMCO. "Add to" orders will be considered new orders and will not be included with previously placed orders. If Columbus McKinnon makes partial shipment on an order that originally met the criteria for the freight to be paid by CMCO, Columbus McKinnon will absorb transportation charges on all shipments applying to that order. Parcel post shipments will be insured at customer's expense, and customer is responsible for placing a valuation upon such shipments for insurance purposes. Shipments that do not meet the criteria for freight to be paid by CMCO will be made on a prepaid and add basis unless otherwise specified by customer. Requests for collect or third-party bill shipments must specify the carrier. Title or risk of loss shall pass to the customer upon delivery to the carrier regardless of who pays the shipping cost.

* **The following products do not qualify for net US\$7,500.00. freight allowance:** All Chester Products including Chester PT Trolleys, Electrification, Powerstar Electric Chain Hoists, Lodestar XL Air and Electric Chain Hoists and all Wire Rope Hoists and Crane Components Products.

* **For Channel Partners who are eligible to purchase Hoist and crane parts,**
CMCO will pay freight on orders totaling US\$7,500.00 or more.

Minimum Order Threshold – Net US\$200.00

Handling Fee—a US\$50.00 net handling fee assessed to all orders with special shipping instructions or carrier requests that are not shipped prepaid and add. This includes collect and third-party shipments and customer pick up/will call orders. The handling fee does not apply to parcel shipments such as UPS.

Requests for Same Day Shipping—Orders requested to be shipped same day will be assessed a US\$100.00 fee.

• Orders must be received by CMCO prior to 12 P.M. ET. Any order received after this time will be processed and dated to ship the next day, subject to availability.

• Eligible only for in-stock items. Not eligible to reduce quoted/standard lead times.

• Order must be placed via email using samedayorderfee@cmworks.com orders placed via EDI, Customer Portal, Fax or Compass are not eligible for same day shipping.

• Shipments are subject to availability and not guaranteed.

Discounts are subject to change without notice. Furthermore, Hoist Parts orders not shipped directly to Channel Partners will be subject to lower discounts.

PRICES MAY BE SUBJECT TO ADDITIONAL SURCHARGE AT TIME OF ORDER.

See www.columbusmckinnon.com for CMCO's Terms and Conditions of Sale

CMCO NORTH AMERICAN HOIST & RIGGING RETURN AND ORDER CANCELLATION POLICY

EFFECTIVE SEPTEMBER 1, 2020

A. Standard/Stock (i.e., Non-Special) Products**1. RETURNS:**

Within one (1) year of delivery to Channel Partner, standard/stock products may be returned by Channel Partner to CMCO for credit with the prior approval of CMCO (such approval may be withheld by CMCO at its sole discretion). The original purchase order information must be included with Channel Partner's request for return.

All requests for return must be coordinated through the Channel Partner's CMCO Sales Manager. If the return is approved by CMCO, Customer Service issues a Return Goods Authorization Number to Channel Partner. Any approval by CMCO of a request for a return of a standard/stock product shall be valid for only 30 days after the issuance by CMCO of a Return Goods Authorization Number (i.e., the returned standard/stock product must be received by CMCO within 30 days after the issuance by CMCO of the Return Goods Authorization Number).

All standard/stock products to be returned must be new, unused, and free of corrosion, in the original carTon, and in salable (as received) condition in original box and packaging with label identifiers intact. The following material is ineligible for return to CMCO: special products, obsolete or discontinued products, wire rope, nuts, bolts, washers, gaskets, cut chain, or any items with a net price under US\$50.00. Channel Partner is responsible for the cost of all return freight. Accordingly, all standard/stock products must be returned to CMCO on a prepaid transportation basis. Collect shipments will be refused by CMCO. The standard/stock products must be returned to the destination specified by CMCO with the Return Goods Authorization Number visibly displayed on the outside of the carTon, preferably on the shipping label. Unauthorized return of standard/stock products may be refused and, if returned without approval of CMCO, Channel Partner is liable for any and all delivery, storage and return freight charges. Minimum return value is US\$500.00. No items under US\$50.00 net price will be eligible, regardless of quantity.

For returns approved by CMCO where reconditioning, inspection, retesting, repackaging or special handling of the returned standard/stock products is required, the amount of the credit issued to Channel Partner for such returned goods is reduced by a handling charge (determined by CMCO) to cover those costs. If such return is approved by CMCO, the amount of the credit issued by CMCO to Channel Partner equals the original purchase price of the returned standard/stock products, less a restocking charge (computed as set forth below) and any necessary handling charges.

Returned product that does not pass inspection and approval by CMCO's quality assurance department will be returned to customer at customer's expense or scrapped by CMCO at customer's request and no credit shall be issued.

2. RESTOCKING CHARGES:

If Channel Partner does not place an offsetting order (as defined below) at the time of the return request, the restocking charge is 35% of the original purchase price of the returned standard/stock products.

If Channel Partner does place an offsetting order (as defined below) at the time of the return request, the restocking charge will be 20% of the original purchase price.

3. CANCELLATIONS:

A purchase order submitted by Channel Partner to CMCO for standard/stock products may be cancelled by Channel Partner prior to the delivery of the standard/stock products to Channel Partner with the prior approval of CMCO (such approval may be withheld by CMCO in its sole discretion). The original purchase order information must be included with Channel Partner's request for cancellation. All requests for cancellation must be coordinated through the Channel Partner's CMCO Sales Manager and submitted in writing. If cancellation of a purchase order is approved by CMCO, Customer Service will issue a Cancellation Goods Authorization Number to Channel Partner. If such cancellation is approved by CMCO, Channel Partner shall pay CMCO a cancellation charge (computed as set forth below).

4. CANCELLATION CHARGES:

If Channel Partner does not place an offsetting order (as defined below) at the time of the request for cancellation, the cancellation charge is 35% of the original purchase price of the cancelled standard/stock products.

If Channel Partner does place an offsetting order (as defined below) at the time of the request for cancellation, the cancellation charge is 20% of the original purchase price of the cancelled standard/stock products.

5. OFFSETTING ORDER:

For an order to qualify as offsetting, (a) it must be placed by Channel Partner at the time of the return/cancellation request, (b) it must be comprised of products comparable to those being returned/cancelled (i.e., parts for parts, or

units for units), (c) the total purchase price must be equal to at least 125% of the purchase price (before charges) of the standard products being returned/cancelled, and (d) the purchase order submitted by Channel Partner must reference the offset/cancellation charge as well as the Return/Cancellation Goods Authorization Number. Promotional orders cannot be used as an offsetting order without approval from the CMCO Director of Channel Services.

B. Special Products

Special products (i.e., engineered or nonstock products specifically designed for unique applications and not classified by CMCO as standard/stock products) cannot be returned for credit. Purchase orders submitted by Channel Partner to CMCO for special products cannot be cancelled.

Special products include, without limitation, wire rope Hoists, crane components, bridge kits, end trucks, Chester products, Magnetek Products, CM Powerstar, Lodestar XL, and any chain Hoist rigging product that requires engineering or special machined or purchased components.

For any return of any special product or cancellation of any order for any special product, any down-payments or deposits submitted by Channel Partner may, at the sole option of CMCO, be forfeited.

C. Stock Adjustment/Slow Moving Inventory Returns**1. HOIST UNITS, ACCESSORIES AND RIGGING PRODUCT RETURNS:**

For Channel Partners who qualify as either Platinum or Gold status, the frequency of returns and the offsetting order requirements vary based on the Channel Partner's level status (see below). Contact your CMCO Sales Manager for further details. Channel Partners not holding Platinum or Gold status will have the ability to exercise a single stock adjustment return per calendar year without a restocking charge contingent upon returned product and offsetting order meeting the conditions set forth in this policy.

GENERAL RETURN FREQUENCY AND OFFSETTING ORDER PARAMETERS:**Platinum Status:**

4 returns per fiscal year (April through March) and restock charge waived with 110% offsetting order value

Gold Status:

2 returns per fiscal year (April through March) and restock charge waived with 115% offsetting order value

Non-Platinum or Gold:

1 return per fiscal year (April through March) and restock charge waived with 150% offsetting order value

Requests for stock adjustment/slow-moving inventory return must be accompanied by CMCO's annual return spreadsheet indicating product number, quantity, PO number and date, CMCO order number, and item description and are subject to management approval. Requests may be submitted electronically to returns@cmworks.com and must be made prior to January 1 of the current fiscal year.

2. HOIST PARTS RETURNS:

Channel Partners purchasing Hoist parts inventory may return slow-moving Hoist parts inventory following the same guidelines as noted above (C1) with regard to frequency and requirements to waive restocking charges. The maximum return allowed each year is no more than 10% of the Channel Partner's total Hoist parts purchases from CMCO's previous fiscal year (April through March).

Parts returned must meet the same terms as outlined above (A1). All parts must be bagged and identified with the part number, and only Hoist parts that are stocked by CMCO, with a unit net price over US\$50.00 may be returned. Parts that are, in CMCO's sole discretion, not currently active or are obsolete are not allowed for return. The invoice number and the invoice date should be shown for each item being returned. If the invoice number and date cannot be supplied or determined by CMCO, no credit is allowed. When a parts return request is initiated, CMCO provides Channel Partner with a form that must be completed to obtain all required information for the parts being returned and allow for the Return Goods Authorization Number to be issued.

In the event of a conflict between any of the terms of this Policy and the terms of any written agreement with any Channel Partner, the terms of the written agreement shall control.

LOAD TEST POLICY – FOR CHAINLESS PROGRAM

† Re-chained Hoist must be proof tested to 125% of rated load prior to being put into service. When participating in our chainless program, you are agreeing that you have the ability to, and will, test all re-chained units either in-house or by using a third-party testing company.

TERMS & CONDITIONS**TERMS OF SALE**

All sales of goods by Seller to Buyer are made pursuant to the following terms, which terms shall supersede any and all terms that might appear on Buyer's order form. No other, or additional, terms or conditions are, or will be, accepted and are expressly rejected.

ACCEPTANCE OF ORDERS

All orders, whether placed directly or through an agent, and all subsequent amendments thereto, are subject to a final approval and acceptance by Seller.

TERMS OF PAYMENT

Unless otherwise expressly agreed to in writing by Seller, payment of each invoice is required within thirty (30) days after date of shipment. Any balance unpaid after the required payment date shall be subject to a service charge of 1% per month from such date. Buyer agrees to pay all out-of-pocket costs and expenses (including, without limitation, all reasonable attorneys' fees and expenses) incurred by Seller in connection with the collection of amounts not paid by Buyer to Seller.

PRICE ADJUSTMENTS

Amendments made by the Buyer to orders already placed shall, without formal notice to the Buyer, be subject to extra charges. If the estimated shipping date for the goods is more than sixty (60) days after date of order, the price of the goods are subject to increase by Seller.

TAXES

Any sales, use, excise and other taxes applicable to this transaction and the goods and/or services furnished by Seller are not included in the price and shall be paid by Buyer when due. If Seller pays any such taxes, Buyer shall reimburse Seller upon demand.

WARRANTY

Seller warrants that, for a period of one (1) year from the date of its delivery of the goods to the carrier, the goods will be free from defects in workmanship and materials. IN THE EVENT OF ANY BREACH OF SUCH WARRANTY OR CONTRACT OR FOR NEGLIGENCE OR OTHERWISE WITH RESPECT TO ANY GOODS, SELLER'S SOLE OBLIGATION SHALL BE EXCLUSIVELY LIMITED TO, AT THE OPTION OF SELLER, REPAIR OR REPLACEMENT, F.O.B. SELLER'S POINT OF SHIPMENT, OF ANY PARTS THAT SELLER DETERMINES TO HAVE BEEN DEFECTIVE OR, IF SELLER DETERMINES THAT SUCH REPAIR OR REPLACEMENT IS NOT FEASIBLE, TO A REFUND OF THE PURCHASE PRICE UPON RETURN OF THE GOODS TO SELLER. NO CLAIM AGAINST SELLER FOR ANY BREACH OF SUCH WARRANTY SHALL BE VALID OR ENFORCEABLE UNLESS BUYER'S WRITTEN NOTICE THEREOF IS RECEIVED BY SELLER WITHIN ONE (1) YEAR FROM THE DATE OF SELLER'S DELIVERY TO THE CARRIER. EXCEPT FOR THE WARRANTY SET FORTH ABOVE, SELLER MAKES NO OTHER WARRANTIES WITH RESPECT TO THE GOODS, WHETHER EXPRESSED OR IMPLIED, INCLUDING ANY WARRANTIES OF MERCHANTABILITY, FITNESS FOR A PARTICULAR PURPOSE, QUALITY AND/OR THOSE ARISING BY STATUTE OR OTHERWISE BY LAW OR FROM ANY COURSE OF DEALING OR USE OF TRADE, ALL OF WHICH ARE HEREBY EXPRESSLY DISCLAIMED. IN NO EVENT SHALL SELLER BE LIABLE TO BUYER OR ANY THIRD PARTY WITH RESPECT TO ANY GOOD, WHETHER IN CONTRACT, TORT OR OTHER THEORY OF LAW, FOR LOSS OF PROFITS OR LOSS OF USE, OR FOR ANY INCIDENTAL, CONSEQUENTIAL, SPECIAL, DIRECT OR INDIRECT DAMAGES, HOWSOEVER CAUSED. SELLER'S MAXIMUM LIABILITY TO BUYER WITH RESPECT TO THE GOODS SHALL IN NO EVENT EXCEED THE PRICE PAID BY BUYER FOR THE GOODS THAT ARE THE SUBJECT OF THE APPLICABLE CLAIM. Seller shall not be liable for any damage, injury or loss arising out of the use of the goods if, prior to such damage, injury or loss, such goods are: (1) damaged or misused following Seller's delivery to the carrier; (2) not maintained, inspected, or used in compliance with applicable law and Seller's written instructions and recommendations; or (3) installed, repaired, altered or modified without compliance with such laws, instructions or recommendations.

INDEMNIFICATION AND SAFE OPERATION

Buyer shall comply with and require its employees to comply with directions set forth in instructions and manuals furnished by Seller and shall use and require its employees to follow such instructions and manuals and to use reasonable care in the use and maintenance of the goods. Buyer shall not remove or permit anyone to remove any warning or instruction signs on the goods. In the event of personal injury or damage to property or business arising from the use of the goods, Buyer shall, within forty-eight (48) hours thereafter, give Seller written notice of such injury or damage. Buyer shall cooperate with Seller in investigating any such injury or damage and in the defense of any claims arising therefrom. If Buyer fails to comply with this section or if any injury or damage is caused, in whole or in part, by Buyer's failure to comply with applicable federal or state safety requirements, Buyer shall indemnify, defend and hold Seller harmless against any claims, loss or expense for injury or damage arising from the use of the goods.

DELIVERY AND DELAYS

Unless otherwise specified herein, deliveries shall be F.O.B. Seller's point of shipment and risk of loss shall pass to Buyer upon Seller's delivery to carrier. Title to goods shall pass to Buyer at the same time that risk of loss passes, except in case of shipments to points outside of the United States in which case title shall pass to Buyer immediately after the goods leave the United States. All shipping dates are approximate and Seller shall not be liable for any delay or failure to perform its obligations under any order or sales contract arising out of causes beyond its reasonable control (a "Force Majeure Event"), including, but not limited to, acts of God or public enemy, acts of other parties, acts of civil and military authority, epidemics, pandemics, unusually severe weather, shortage of power or fuel, strikes, lockouts, boycotts, or other labor troubles, government regulations, or delays of Seller's subcontractors or suppliers in furnishing materials, components, tools or supplies due to any one or more of the foregoing causes. In no event shall Seller be liable for any damages to Buyer caused thereby whether direct, indirect, special, incidental or consequential. Time is not of the essence unless otherwise agreed to in a writing signed by Seller. Notwithstanding other provisions hereof, if shipment is delayed at Buyer's request, the goods shall be deemed to be stored at Buyer's risk and expense and Seller may thereupon bill Buyer for the full price and storage costs. Buyer shall pay such bill within 30 days after mailing thereof.

INSPECTION

Buyer acknowledges that ten (10) days after receipt of the goods will provide Buyer with a reasonable amount of time to inspect the goods. Therefore, the goods shall be subject to final inspection and acceptance by Buyer within ten (10) days after receipt by Buyer. Buyer's failure to inspect within said time shall constitute a waiver of Buyer's rights of inspection and rejection. Buyer's right of rejection hereunder shall be limited to non-conforming goods. Upon inspection of the goods within said ten (10) days, Buyer shall immediately notify Seller in writing as to any non-conforming goods that Buyer intends to reject and particularize in detail the reasons for such rejection. If, upon inspection, Buyer fails to immediately notify Seller as to which non-conforming goods it intends to reject, such failure to notify shall be deemed an acceptance of the goods by Buyer. All non-conforming goods not properly rejected by Buyer hereunder shall be deemed accepted by Buyer.

CHANGES AND CANCELLATION

Seller reserves the right to change or cancel any order whenever circumstances require allocation of production or delivery or Seller deems change or cancellation to be necessary due to a Force Majeure Event or to comply with applicable laws, ordinances, regulations, directives or administrative actions. Seller reserves the right to make changes in materials or design that it determines appropriate for the goods. Buyer shall not change or cancel any order without Seller's prior written approval. Any cancellation by Buyer approved by Seller shall be subject to Seller's return and order cancellation policy in effect at such time, including applicable restocking and handling charges and other conditions of return.

SECURITY INTEREST AND REPOSESSION

Until full payment has been made therefor, Seller shall have a security interest in goods shipped to Buyer and the goods shall remain personal property. Upon request Buyer shall execute and deliver to Seller security agreements and other documents further evidencing Seller's security interest. Buyer authorizes Seller to file a financing statement or statements relating to the goods, as Seller may deem appropriate and appoints Seller as Buyer's attorney-in-fact for the limited purpose of executing (without requiring Seller to do so) documents in Buyer's name and performing other acts that Seller deems appropriate to perfect and continue its security interest and to protect and preserve the goods. In the event Buyer defaults in making any payment due Seller, Seller, in addition to any other rights or remedies provided by law, shall have the right, with or without legal process, to enter the place where said goods are located and to repossess the goods in accordance with the Uniform Commercial Code.

ASSURANCES

Shipment by Seller shall at all times be subject to the prior approval of its credit personnel and Seller may, at any time, decline to make shipment except upon receipt of prior payment or upon other terms and conditions or security satisfactory to Seller.

PATENTS

Except as to goods manufactured according to design supplied by Buyer, Seller will defend and hold Buyer free and harmless in a suit or proceeding brought against Buyer insofar as it is based on a claim that use of the goods by Buyer constitutes an infringement of any existing U.S. Patents, provided, however, that Buyer gives Seller prompt written notice of such suit or proceeding, permits Seller, through its counsel, to defend and/or settle the same; and gives Seller all necessary information, assistance and authority to enable Seller to do so. If Buyer's use of the goods is held to constitute infringement and further use is enjoined, Seller shall, at its option, either: (i) procure for Buyer the right to continue using the goods; (ii) replace the goods with non-infringing goods; or (iii) modify the goods to non-infringing goods. The foregoing states Seller's entire liability for patent infringement and shall not be construed to render Seller liable for damages based on product output.

LIMITATIONS ON ACTIONS

Any action against Seller for breach of warranty, negligence or otherwise must be commenced by Buyer within one (1) year after: (a) the date any alleged claim accrues; or (b) the date of delivery of the goods to Buyer, whichever is earlier.

MISCELLANEOUS

This instrument constitutes the entire agreement between Seller and Buyer, superseding all previous understandings and writings regarding this transaction. Any amendment or modification of this agreement shall be void unless in writing and signed by Seller. This agreement shall be governed by and construed under the laws of the State of New York. Any action to enforce, arising out of, or relating in any way to, any of the provisions of this agreement shall be brought and prosecuted in a court located in Buffalo, New York or the Western District of New York as is provided by law, and Seller and Buyer consent to such jurisdiction. No delay or omission by Seller in exercising any right or remedy hereunder shall be a waiver thereof or of any other right or remedy, and no single or partial exercise thereof shall preclude any other or further exercise thereof or the exercise of any other right or remedy. All rights and remedies of Seller are cumulative.

NO RELIANCE

Seller's employees, contractors and/or agents may have made oral statements or representations about the performance or operation of the goods. Such statements do not constitute warranties and are not part of this contract. Buyer expressly



COLUMBUS MCKINNON FAMILY OF BRANDS



Phone (800) 888.0985 · (716) 689.5400 · Fax: (716) 689.5644 · columbusmckinnon.com